

BASL Weekly Mutual Fund Review

Hadi mansion (7th floor) 2, Dilkusha Commercial Area, Dhaka-1000
info@basl-bd.com, Tel- 9515826-2, www.basl-bd.com



Listed Close-End Mutual Funds in DSE as on September 13, 2018

Sl. No.	Funds	AMCs	Units (mn)	Price (BDT)	Market Capitalization (BDT mn)	NAV at Market (BDT)	YTD (%) Change	Total NAV (BDT mn)	Weekly NAV Growth (%)	Price/NAV	Premium/Discount (%)	Latest Dividend (%)	Latest Dividend Yield (%)	Year End	Redemption Date
1	RELIANCE1	AIMS	61	9.7	587	13.16	-8.5%	796	-1.4%	74%	-26%	11%	10.38%	June	Jul-21
2	GRAMEENS2	AIMS	182	13.2	2408	18.67	-7.2%	3405	-2.3%	71%	-29%	12%	7.02%	June	Jan-19
3	ATCSLGF	ATCAP	62	9.4	581	12.66	-10.3%	782	-0.4%	74%	-26%	12.0%	11.11%	June	Apr-25
4	CAPMBDBLMF	CAPM	50	7.1	356	10.88	-0.4%	545	-0.6%	65%	-35%	7%	8.97%	June	Jan-27
5	CAPMIBBLMF	CAPM	67	8.4	562	10.43	3.7%	697	0.0%	81%	-19%	9%	-	June	Jan-28
6	PF1STMF	ICBAMCL	60	5.5	330	8.51	-7.0%	511	0.4%	65%	-35%	5%	7.69%	June	May-20
7	PRIME1ICBA	ICBAMCL	100	6.4	640	8.85	-7.0%	885	0.1%	72%	-28%	7%	10.14%	June	Jan-20
8	ICBSONALI1	ICBAMCL	100	7.7	770	9.64	-5.2%	964	0.2%	80%	-20%	7.0%	8.43%	June	Jun-23
9	ICBAGRANI1	ICBAMCL	98	7.2	707	10.23	-6.1%	1004	-0.2%	70%	-30%	-	-	June	Oct-27
10	ICB3RDNRB	ICBAMCL	100	5.5	550	8.21	-6.6%	821	0.2%	67%	-33%	5%	5.00%	June	May-20
11	IFILISLMF1	ICBAMCL	100	6.9	690	9.48	-3.6%	948	0.4%	73%	-27%	9%	11.54%	June	Nov-20
12	ICBEPMF1S1	ICBAMCL	75	5.8	435	8.37	-5.2%	628	0.7%	69%	-31%	5.5%	8.33%	June	Jan-19
13	ICBAMCL2ND	ICBAMCL	50	6.7	335	9.44	-9.1%	472	0.2%	71%	-29%	6%	8.00%	June	Oct-19
14	1STPRIMFMF	ICBAMCL	20	11	220	11.64	-4.7%	233	1.0%	95%	-5%	8.5%	5.63%	Dec	Mar-19
15	LRGLOBMF1	LR GLOBAL	311	7.7	2395	11.1	-7.5%	3453	-1.4%	69%	-31%	7.8%	6.94%	Sept	Sept-21
16	AIBL1STMF	LR GLOBAL	100	7.3	730	10.83	-8.8%	1083	-0.6%	67%	-33%	8%	9.40%	March	Jan-21
17	MBL1STMF	LR GLOBAL	100	7.6	760	11.04	-13.7%	1104	-1.3%	69%	-31%	8%	8.90%	March	Feb-21
18	DBH1STMF	LR GLOBAL	120	7.9	948	10.79	-15.0%	1295	-1.5%	73%	-27%	9%	11.25%	June	Feb-20
19	NCCBLMF1	LR GLOBAL	109	7.1	770	10.94	-7.4%	1187	-1.4%	65%	-35%	10%	11.24%	Dec	May-22
20	GREENDELMF	LR GLOBAL	150	7.4	1110	10.8	-15.4%	1620	-1.5%	69%	-31%	9%	10.34%	June	Sep-20
21	ABB1STMF	RACE	241	5.9	1420	10.89	-15.5%	2620	-0.9%	54%	-46%	8%R,2%	3.33%	June	Jan-22
22	FBFIF	RACE	780	5.4	4211	11.08	-8.6%	8640	-0.4%	49%	-51%	7%R,2%	3.70%	June	Feb-22
23	TRUSTB1MF	RACE	306	5.8	1772	10.78	-14.4%	3294	-1.0%	54%	-46%	8%R,2%	3.28%	June	Jan-20
24	POPULAR1MF	RACE	300	5.2	1561	10.37	-14.4%	3114	-1.2%	50%	-50%	5.5%R,2%	3.51%	June	Oct-20
25	IFIC1STMF	RACE	183	5.2	951	10.48	-12.8%	1916	-1.3%	50%	-50%	5%R,2%	3.51%	June	Mar-20
26	1JANATAMF	RACE	291	6	1747	10.49	-13.4%	3055	-1.2%	57%	-43%	6%R,2%	3.23%	June	Sep-20
27	EBLNRBMF	RACE	225	5.9	1330	10.57	-12.6%	2383	-0.9%	56%	-44%	7%R,2%	3.39%	June	May-21
28	PHPMF1	RACE	283	5.9	1671	10.35	-14.3%	2932	-1.0%	57%	-43%	6%R,3%	4.84%	June	Nov-20
29	EXIM1STMF	RACE	145	6.7	968	10.31	-20.0%	1490	-1.7%	65%	-35%	9%R,2%	2.99%	June	Jun-23
30	EBL1STMF	RACE	146	8.9	1297	10.45	-14.0%	1523	-1.0%	85%	-15%	8%R,2%	2.67%	June	Aug-19
31	SEMLIBLSF	SEML	100	9.5	948	10.34	0.4%	1032	-3.5%	92%	-8%	4.0%	4.65%	June	Feb-27
32	SEMLLECMF	SEML	50	6.6	330	10.4	-3.0%	520	0.2%	63%	-37%	7%	8.33%	June	Jan-26
33	VAMLRBBF	VAML	159	8.2	1302	11.09	-9.1%	1760	0.1%	74%	-26%	12%	12.24%	Sept	Jan-26
34	VAMLBDMF1	VAML	104	8.5	887	11.12	-9.1%	1160	0.3%	76%	-24%	7.5%	7.58%	Sept	Jan-26
35	SEBL1STMF	VIPB	100	11.9	1187	13.34	-17.5%	1331	-2.3%	89%	-11%	13.0%	9.42%	June	May-21
36	NLI1STMF	VIPB	50	12.7	639	14.28	-17.4%	719	-2.4%	89%	-11%	14%	9.72%	June	Feb-22
MF Industry					38106			59923		64%	-36%				

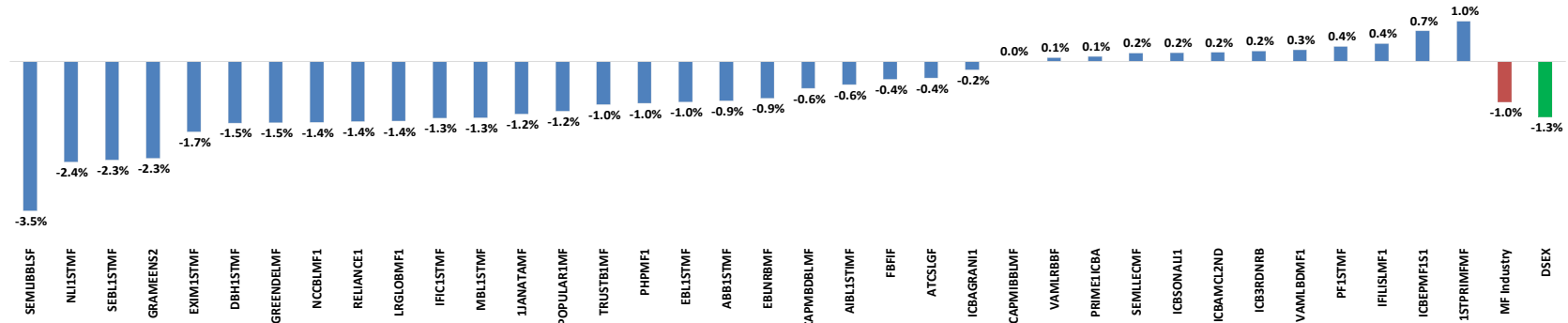
Note: NAV at Market price is taken on the last day NAV value which is declared on the first trading day (Sunday) of the next week. YTD= Year to the date (January 01, 2018 to up to date).

BASL Weekly Mutual Fund Review

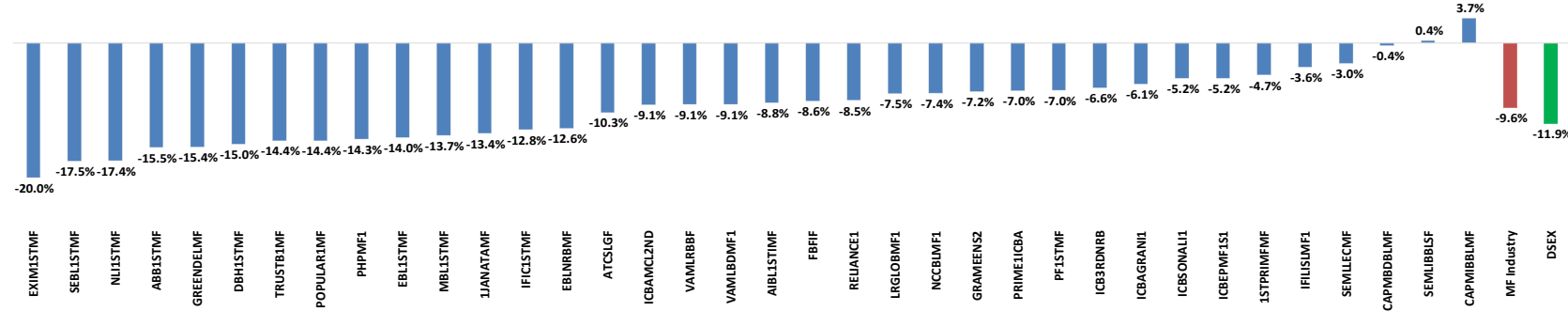
Hadi mansion (7th floor) 2, Dilkusha Commercial Area, Dhaka-1000
info@basl-bd.com, Tel- 9515826-2, www.basl-bd.com



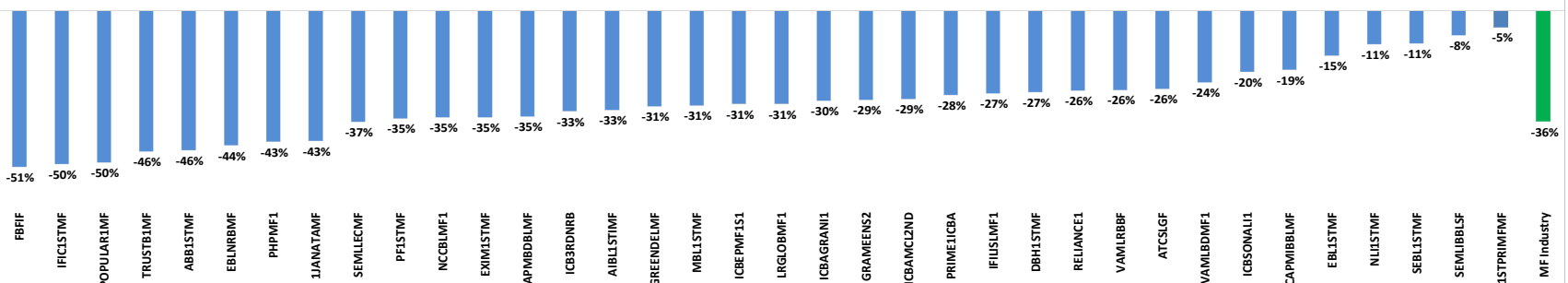
Weekly NAV Growth(%)



YTD (%) Change



Fund Premium/Discount (%)

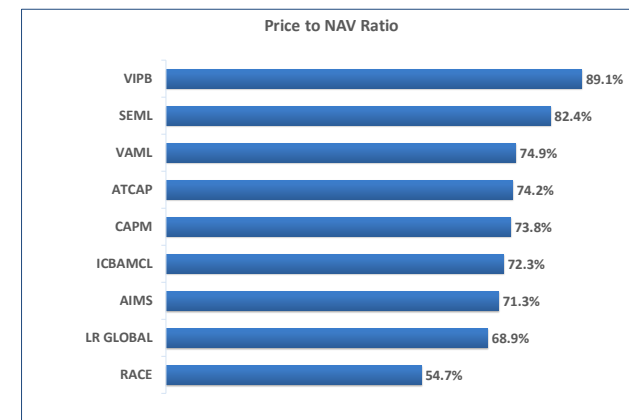
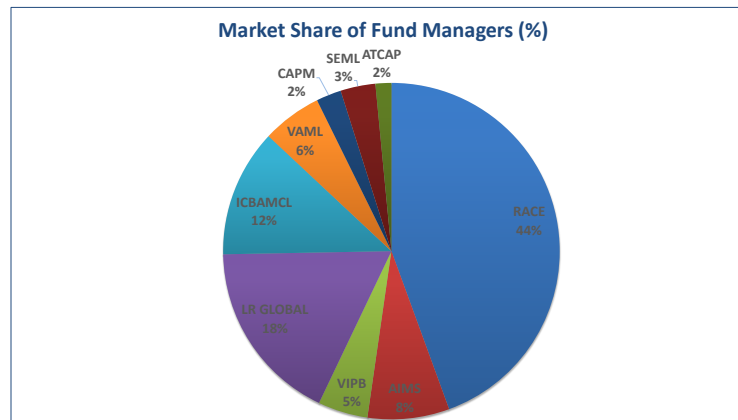
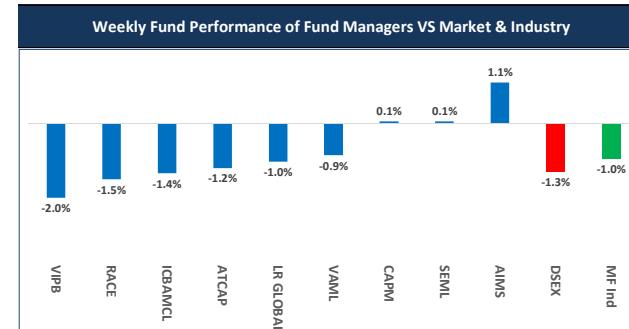


BASL Weekly Mutual Fund Review

Hadi mansion (7th floor) 2, Dilkusha Commercial Area, Dhaka-1000
info@basl-bd.com, Tel- 9515826-2, www.basl-bd.com



Sl. No.	Fund Managers	Market Cap (BDT mn)	Total NAV (BDT mn)	Price/NAV	Premium/Discount (%)
1	RACE	16,929	30,967	55%	-45%
2	AIMS	2,995	4,202	71%	-29%
3	VIPB	1,827	2,050	89%	-11%
4	LR GLOBAL	6,714	9,742	69%	-31%
5	ICBAMCL	4,677	6,465	72%	-28%
6	VAML	2,188	2,921	75%	-25%
7	CAPM	917	1,243	74%	-26%
8	SEML	1,278	1,552	82%	-18%
9	ATCAP	581	782	74%	-26%
Total		38,106	59,923	64%	-36%



Disclaimer: This document has been prepared by Bank Asia Securities Ltd (BASL) based on publicly available data for information purpose only and does not solicit any action based on the material contained herein and should not be construed as an offer or solicitation to buy or sell or subscribe to any security. Neither BASL nor any of its directors, shareholders, member of the management or employee represents or warrants expressly or impliedly that the information or data of the sources used in the documents are genuine, accurate, complete, authentic and correct. However all reasonable care has been taken to ensure the accuracy of the contents of this document. BASL or Research & Development Department will not take any responsibility for any decisions made based on the information herein. As this document has been made for the Traders of BASL and strongly prohibitate for circulation to any clients, investors or any other persons from outside of BASL.

BASL Weekly Mutual Fund Review

Hadi mansion (7th floor) 2, Dilkusha Commercial Area, Dhaka-1000
info@basl-bd.com, Tel- 9515826-2, www.basl-bd.com



About Bank Asia Securities (BASL)

Bank Asia Securities Limited (BASL) is one of the leading full-service brokerage companies in Bangladesh. The company was formed in 2009 and running its operation as a majority owned subsidiary of Bank Asia Limited. BASL offers full-fledged standard brokerage services for retail, institutional and foreign clients with a dedicated team of skilled professionals. The company is currently providing the brokerage services under the membership of Dhaka Stock Exchange Limited (DSE).

BASL Research Team

Mr. Shariful Alam Chowdhury
Head of Research & Investments

tushar@basl-bd.com, tusharbd@bloomberg.net

Mr. Shohidul Islam
Research Analyst

shohidul@basl-bd.com, shohidulbd@bloomberg.net

Ms. Tanzin Naher
Research Associate

tanzin@basl-bd.com

Mr. Monir Hossain
Research Associate

monir@basl-bd.com

BASL Branches

Head Office

Hadi Mansion (7th Floor)
2, Dilkusha Commercial Area
Dhaka-1000, Bangladesh
Phone: +88-02-9515826-28
Fax: +88-02-9567884

Modhumita Extension Office

158-160 Modhumita Building
(5th Floor)
Motijheel C/A, Dhaka-1000
Phone: +88-01819118893

Dhanmondi Branch

Meher Plaza (1st Floor),
House # 13/A, Road # 05
Dhanmondi, Dhaka - 1207
Phone: +8802-8624874-5

Mirpur Branch

Nishi Plaza, plot # 01,
Avenue-04, Section-06,
Block-C
Mirpur, Dhaka - 1216
Phone: +88-02-9013841

Uttara Branch

House # 79/A, (4th Floor),
Road # 07, Sector # 04
Uttara Model Town, Dhaka-
1230
Phone: +88-02-8958371

Banani Branch

Nur Empori, Plot # 77 (1st
Floor), Road No # 11,
Banani,
Dhaka-1213
Phone: +8801716180767

Khulna Branch

28, Sir Iqbal Road (1st Floor)
Khulna
Phone: +88-041-731208-9

For International Trade & Sales, please contact **Mr. Sumon Das, Chief Executive Officer**. Please call at +8801993111666, +880 02 9515826, Ext:101 at Business hour.

For further query, write to us at research@basl-bd.com.