

# BASL Weekly Mutual Fund Review

Hadi mansion (2nd floor) 2, Dilkusha Commercial Area, Dhaka-1000  
info@basl-bd.com, Tel- 9515826-2, www.basl-bd.com

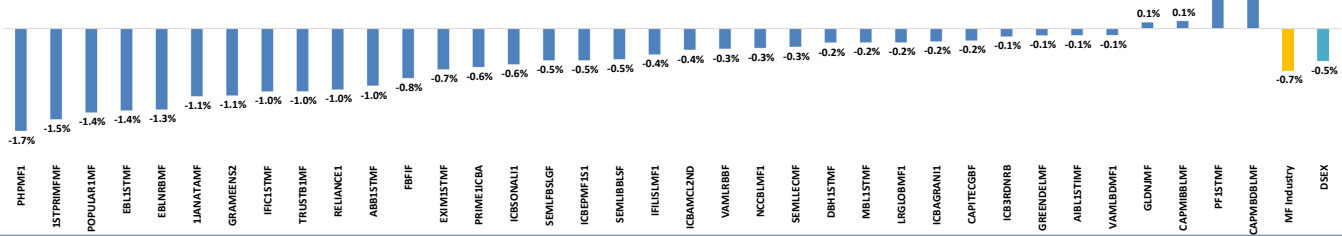


## Listed Close-End Mutual Funds in DSE as on October 30, 2025

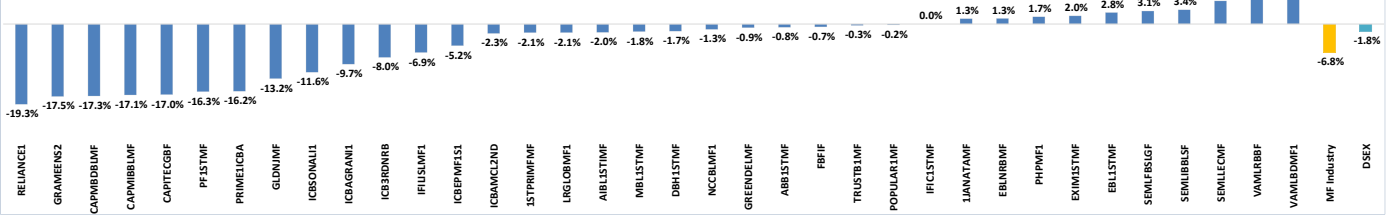
Sl. No.	Funds	AMCs	Units (mn)	Price (BDT)	Market Capitalization (BDT mn)	NAV at Cost Price (BDT)	NAV at Market Price (BDT)	YTD (%) Change	Total NAV (BDT mn)	Weekly NAV Growth (%)	Price/NAV	Premium/Discount (%)	Dividend (%)					Latest Dividend Yield (%)	Year End	Redemption Date
													2021	2022	2023	2024	2025			
1	RELIANCE1	AIMS	61	17.3	1047	11.06	10.73	-1.8%	649	-1.0%	161%	61%	10.5%	10.0%	5.0%	4.0%	No Div.	June	Jul 07, 2031	
2	GRAMEENS2	AIMS	182	11.8	2152	10.36	15.98	-2.3%	2915	-1.1%	74%	-26%	13.0%	15.0%	6.5%	6.5%	7.50%	June	September 2, 2028	
4	CAPMBDBLMF	CAPM	50	11.1	556	11.03	8.15	-5.2%	409	0.6%	136%	36%	13.0%	8.0%	6.0%	6.0%	No Div.	June	Jan 12, 2027	
5	CAPMIBBLMF	CAPM	67	8.1	542	11.62	7.86	-6.9%	525	0.1%	103%	3%	13.5%	8.0%	6.0%	6.0%	No Div.	June	Mar 05, 2028	
6	CAPITECGBF	CAPITEC	156	8	1245	10.72	10.01	10.1%	1558	-0.2%	80%	-20%				No Div.	3.30%	4.78%	June	May 3, 2030
7	PF1STMF	ICBAMCL	60	4.9	294	12.87	7.76	6.9%	466	0.5%	63%	-37%	6.0%	5.0%	3.0%	No Div.	No Div.	June	May 3, 2030	
8	PRIME1ICBA	ICBAMCL	100	4.3	430	12.87	7.76	-0.9%	776	-0.6%	55%	-45%	7.5%	5.0%	3.0%	No Div.	No Div.	June	Jan 24, 2030	
9	GLDNJMF	ICBAMCL	100	7.2	720	10.91	9.47	5.6%	947	0.1%	76%	-24%	0.0%	1.2%	2.5%	No Div.		Dec	September 21, 2032	
10	ICBSONALI1	ICBAMCL	100	4.9	490	12.47	8.37	0.0%	837	-0.6%	59%	-41%	7.0%	5.0%	2.5%	No Div.	No Div.	June	June 12, 2033	
11	ICBAGRANI1	ICBAMCL	98	6.7	658	12.07	9.32	2.6%	915	-0.2%	72%	-28%	7.0%	9.0%	5.0%	No Div.	No Div.	June	October 8, 2027	
12	ICB3RDNRB	ICBAMCL	100	4.2	420	12.51	7.60	1.7%	760	-0.1%	55%	-45%	7.0%	5.0%	3.0%	No Div.	No Div.	June	May 19, 2030	
13	IFILISLMF1	ICBAMCL	100	4	400	11.52	6.93	-1.3%	693	-0.4%	58%	-42%	4.0%	4.0%	3.0%	No Div.	No Div.	June	November 10, 2030	
14	ICBEPMF1S1	ICBAMCL	75	4	300	12.30	7.55	1.3%	566	-0.5%	53%	-47%	6.0%	5.0%	3.0%	No Div.	No Div.	June	Jan 09, 2030	
15	ICBAMCL2ND	ICBAMCL	50	5.8	290	13.54	8.45	3.4%	423	-0.4%	69%	-31%	8.0%	6.0%	3.0%	No Div.	No Div.	June	Oct 25, 2029	
16	1STPRIMFMF	ICBAMCL	20	20.6	412	16.63	8.49	-2.1%	170	-1.5%	243%	143%	10.0%	11.0%	10.0%	No Div.		Sept	Mar 14, 2029	
17	LRGLOBMF1	LR GLOBAL	311	3.1	964	10.95	8.65	-0.7%	2691	-0.2%	36%	-64%	15.1%	6.0%	3.0%			Sept	Sep 18, 2031	
18	AIBL1STMF	LR GLOBAL	100	3.8	380	11.22	9.08	-0.3%	908	-0.1%	42%	-58%	12.3%	10.0%	0.6%	0.6%		March	Jan 09, 2031	
19	MBL1STMF	LR GLOBAL	100	3.7	370	11.05	8.64	-1.7%	864	-0.2%	43%	-57%	11.5%	4.3%	0.0%			March	Feb 07, 2031	
20	DBH1STMF	LR GLOBAL	120	5.6	672	10.91	8.56	-2.1%	1027	-0.2%	65%	-35%	12.0%	7.0%	3.0%			June	Feb 06, 2030	
21	NCCBLMF1	LR GLOBAL	109	4.5	488	11.05	9.29	-2.0%	1008	-0.3%	48%	-52%	12.0%	6.0%	4.5%			Dec	May 23, 2032	
22	GREENELMF	LR GLOBAL	150	3.3	495	11.07	8.83	-0.8%	1325	-0.1%	37%	-63%	12.0%	7.0%	1.5%			June	Sept 27, 2030	
23	ABB1STMF	RACE	241	2.9	698	11.61	7.29	-17.3%	1754	-1.0%	40%	-60%	8.0%	7.0%	5.0%	No Div.		June	Jan 10, 2032	
24	FBFI	RACE	780	2.9	2261	11.37	7.23	-11.6%	5638	-0.8%	40%	-60%	4.0%	6.0%	5.0%	No Div.		June	Feb 21, 2032	
25	TRUSTB1MF	RACE	306	2.9	886	11.43	6.64	-17.1%	2029	-1.0%	44%	-56%	9.0%	7.0%	5.0%	No Div.		June	Jan 26, 2030	
26	POPULAR1MF	RACE	300	2.9	871	11.37	7.06	-13.2%	2120	-1.4%	41%	-59%	8.5%	7.0%	2.5%	No Div.		June	Oct 18, 2030	
27	IFIC1STMF	RACE	183	3	548	11.68	7.57	-9.7%	1384	-1.0%	40%	-60%	7.5%	7.0%	No Div.	No Div.	June	Mar 31, 2030		
28	1JANATAMF	RACE	291	2.8	815	11.44	6.15	-17.0%	1791	-1.1%	46%	-54%	13.0%	7.0%	No Div.	No Div.	June	Sept 19, 2030		
29	EBLNRBMF	RACE	225	2.8	631	11.38	6.59	-19.3%	1486	-1.3%	42%	-58%	6.0%	11.0%	7.0%	No Div.		June	May 15, 2031	
30	PHPMF1	RACE	283	2.8	793	11.34	6.93	-16.2%	1963	-1.7%	40%	-60%	8.5%	7.0%	2.0%	No Div.		June	Nov 24, 2030	
31	EXIM1STMF	RACE	145	3.6	520	11.55	7.32	-8.0%	1058	-0.7%	49%	-51%	7.5%	7.0%	3.0%	No Div.		June	Jun 26, 2033	
32	EBL1STMF	RACE	146	3.9	568	11.49	6.52	-17.5%	950	-1.4%	60%	-40%	13.0%	6.0%	No Div.	No Div.	June	Aug 18, 2029		
33	SEMLFBSLGF	SEML	73	5.2	379	11.15	9.42	1.3%	687	-0.5%	55%	-45%	15.0%	15.0%	1.0%	No Div.	No Div.	June	November 4, 2028	
34	SEMIBLSLF	SEML	100	6.3	629	11.62	9.75	-0.2%	973	-0.5%	65%	-35%	10.0%	6.0%	4.5%	No Div.	No Div.	June	February 11, 2027	
35	SEMILLECMF	SEML	50	7.4	370	11.62	9.86	2.0%	493	-0.3%	75%	-25%	15.0%	5.0%	5.0%	No Div.	No Div.	June	December 23, 2025	
36	VAMLRBBF	VAML	159	5.6	889	11.39	8.88	2.8%	1410	-0.3%	63%	-37%	10.0%	No Div.	0.0%	No Div.		Dec	November 15, 2026	
37	VAMLRBDMF1	VAML	104	7.5	782	10.02	9.23	3.1%	963	-0.1%	81%	-19%	15.0%	5.0%	2.0%	No Div.		Sept	December 12, 2025	
<b>MF Industry</b>					<b>24,968</b>				<b>45,129</b>		<b>55%</b>	<b>-45%</b>								

Note: NAV of Market price is taken on the last day NAV value which is declared on the first trading day (Sunday) of the next week. YTD: Year to the date (January 01, 2025 to up to date).

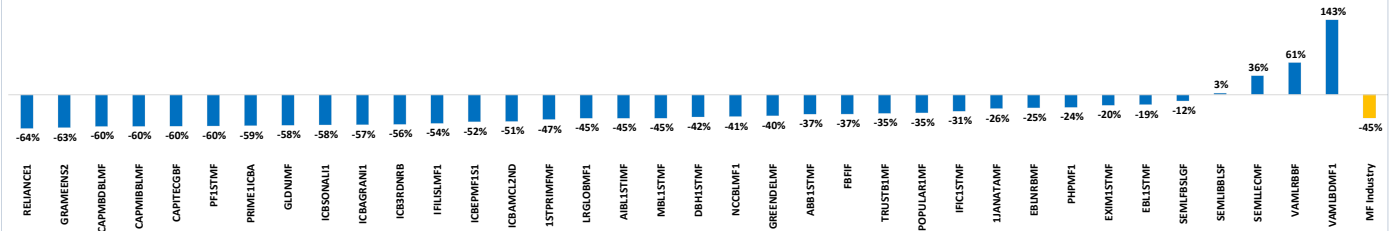
### Weekly NAV Growth(%)



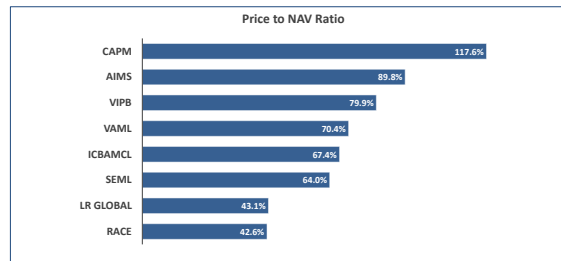
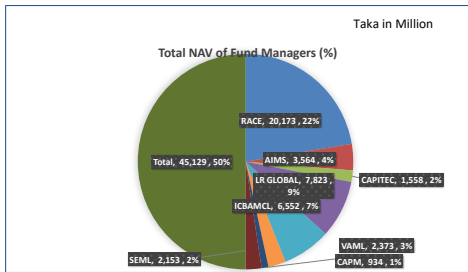
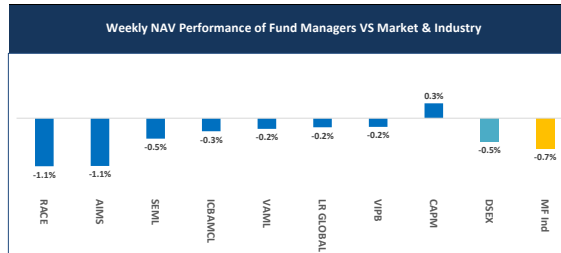
### YTD (%) Change



### Fund Premium/Discount (%)



Sl. No.	Fund Manager	Market Cap (BDT mn)	Total NAV (BDT mn)	Price/NAV	Premium/Discount (%)
1	RACE	8,593	20,173	43%	-57%
2	AIMS	3,199	3,564	90%	-10%
3	VIPB	1,245	1,558	80%	-20%
4	LR GLOBAL	3,370	7,823	43%	-57%
5	ICBAMCL	4,414	6,552	67%	-33%
6	VAML	1,671	2,373	70%	-30%
7	CAPM	1,098	934	118%	18%
8	SEML	1,378	2,153	64%	-36%
<b>Total</b>		<b>24,968</b>	<b>45,129</b>	<b>55%</b>	<b>-45%</b>



**Disclaimer:** This document has been prepared by Bank Asia Securities Ltd (BASL) based on publicly available data for information purpose only and does not solicit any action based on the material contained herein and should not be construed as an offer or solicitation to buy or sell or subscribe to any security. Neither BASL nor any of its directors, shareholders, member of the management or employee represents or warrants expressly or impliedly that the information or data of the sources used in the documents are genuine, accurate, complete, authentic and correct. However, all reasonable care has been taken to ensure the accuracy of the contents of this document. BASL or Research & Development Department will not take any responsibility for any decisions made based on the information herein. As this document has been made for the Traders of BASL and strongly prohibited for circulation to any clients, investors or any other persons from outside of BASL.

#### About Bank Asia Securities Ltd

Bank Asia Securities Limited (BASL) is one of the leading full-service brokerage companies in Bangladesh. The company was formed in 2009 and running its operation as a majority owned subsidiary of Bank Asia Limited. BASL offers full-fledged standard brokerage services for retail, institutional and foreign clients with a dedicated team of skilled professionals. The company is currently providing the brokerage services under the membership of Dhaka Stock Exchange Limited (DSE).

#### BASL Research Team

Mr. Sharif Alam Chowdhury  
Head of Research & Investments [tushar@basl-bd.com](mailto:tushar@basl-bd.com)

Mr. Shohidul Islam  
Research Analyst [shohidul@basl-bd.com](mailto:shohidul@basl-bd.com)

Mr. Md Jahidul Islam  
Research Associate [jahidul@basl-bd.com](mailto:jahidul@basl-bd.com)

Supervised By:  
Mr. Sumon Das, Chief Executive Officer

#### BASL Network

<b>Head Office</b> Hedi Mansion (2nd Floor) 2, Dilluaha Commercial Area Dhaka-1000, Bangladesh Phone: +88-02-9131826-28 E-mail: info@basl-bd.com	<b>Dhanmondi Branch</b> Meher Plaza (1st Floor), House # 12/A, Road # 05 Dhanmondi, Dhaka - 1207 Phone: +8802-44611933-24	<b>Mirpur Branch</b> Nishi Plaza, plot # 01, Avenue-04, Section-06, Block-C Mirpur, Dhaka - 1216 Phone: +8802-58055449, 48022495	<b>Uttara Branch</b> House # 79/A, (4th Floor), Road # 07, Sector # 04 Uttara Model Town, Dhaka- 1230 Phone: +88-02- 42635591,46510371	<b>Banani Branch</b> Nur Empori, Plot # 77 (1st Floor), Road, No # 11, Banani, Dhaka-1213 Phone: +88029836155, 883649	
<b>Nikunja Branch</b> DSE Tower, Level 10, Room# 200, Nikunja, Dhaka-1229 Phone: +8802660702070	<b>Chattogram Branch</b> Bank Asia Bhaban (3rd Floor) 39, Agrabad Commercial Area Dhaka-1229 Chattogram-4001 Tel: +8801793838091	<b>Khulna Branch</b> 26, Sir Jagaj Road (1st Floor) Khulna Phone: +88-041-751228-9	<b>Bogura Digital Booth</b> Jamil Shopping Center (3rd Floor), 288/25, Rangpur Road, Bogura City Corporation, Bogura Sadar, Bogura.	<b>Rajshahi Digital Booth</b> Chamber Shabon(2nd Floor), Station Road - Aokar Moor, Rajshahi-6200.	<b>Cumilla Digital Booth</b> Chowdhury Plaza-2 (2nd Floor) Holding # 45/40/1, Bara Course, Cumilla City Corporation, (Ward # 09) Cumilla.