

BASL Weekly Mutual Fund Review

Hadi mansion (2nd floor) 2, Dilkusha Commercial Area, Dhaka-1000
info@basl-bd.com, Tel- 9515826-2, www.basl-bd.com

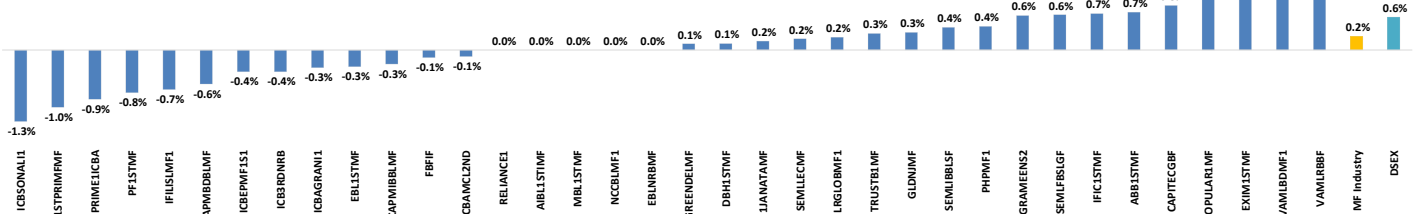


Listed Close-End Mutual Funds in DSE as on October 23, 2025

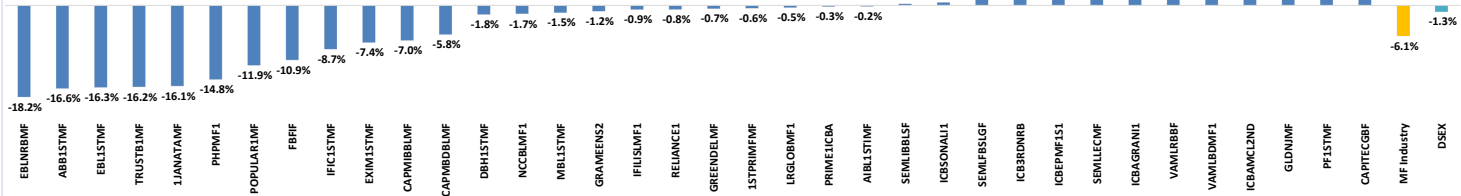
Sl. No.	Funds	AMCs	Units (mn)	Price (BDT)	Market Capitalization (BDT mn)	NAV at Cost Price (BDT)	NAV at Market Price (BDT)	YTD (%) Change	Total NAV (BDT mn)	Weekly NAV Growth (%)	Price/NAV	Premium/Discout (%)	Dividend (%)					Latest Dividend Yield (%)	Year End	Redemption Date
													2021	2022	2023	2024	2025			
1	RELIANCE1	AIMS	61	16.7	1010	11.05	10.84	-0.8%	656	0.0%	154%	54%	10.5%	10.0%	5.0%	4.0%	No Div.	June	Jul 07,2031	
2	GRAMEENS2	AIMS	182	11.8	2152	10.36	16.16	-1.2%	2948	0.6%	73%	-27%	13.0%	15.0%	6.5%	6.5%	7.50%	6.15%	June	September 2, 2028
4	CAPMBDBLMF	CAPM	50	9.7	486	11.09	8.10	-5.8%	406	-0.6%	120%	20%	13.0%	8.0%	6.0%	6.0%	No Div.	June	Jan 12, 2027	
5	CAPMIBBLMF	CAPM	67	8.2	548	11.61	7.85	-7.0%	525	-0.3%	104%	4%	13.5%	8.0%	6.0%	6.0%	No Div.	June	Mar 05,2028	
6	CAPITECGBF	CAPITEC	156	8.3	1292	10.71	10.03	10.3%	1561	0.8%	83%	-17%			No Div.	3.30%	4.78%	June	May 3, 2030	
7	PF11STMF	ICBAMCL	60	5	300	12.53	7.72	6.3%	463	-0.8%	65%	-35%	6.0%	5.0%	3.0%	No Div.	No Div.	June	May 3, 2030	
8	PRIME1ICBA	ICBAMCL	100	4.3	430	12.88	7.81	-0.3%	781	-0.9%	55%	-45%	7.5%	5.0%	3.0%	No Div.	No Div.	June	Jan 24,2030	
9	GLDNJMF	ICBAMCL	100	7.3	730	10.91	9.46	5.5%	946	0.3%	77%	-23%	0.0%	1.2%	2.5%	No Div.		Dec	September 21, 2032	
10	ICBSONALI1	ICBAMCL	100	5.1	510	12.47	8.42	0.6%	842	-1.3%	61%	-39%	7.0%	5.0%	2.5%	No Div.	No Div.	June	June 12, 2033	
11	ICBAGRANI1	ICBAMCL	98	6.8	667	12.06	9.34	2.9%	917	-0.3%	73%	-27%	7.0%	9.0%	5.0%	No Div.	No Div.	June	October 8, 2027	
12	ICB3RDNRB	ICBAMCL	100	4.1	410	12.51	7.61	1.9%	761	-0.4%	54%	-46%	7.0%	5.0%	3.0%	No Div.	No Div.	June	May 19, 2030	
13	IFILISLMF1	ICBAMCL	100	4	400	11.52	6.96	-0.9%	696	-0.7%	57%	-43%	4.0%	4.0%	3.0%	No Div.	No Div.	June	November 10, 2030	
14	ICBEPMF1S1	ICBAMCL	75	4	300	12.30	7.59	1.9%	569	-0.4%	53%	-47%	6.0%	5.0%	3.0%	No Div.	No Div.	June	Jan 09, 2030	
15	ICBAMCL2ND	ICBAMCL	50	5.8	290	13.55	8.48	3.8%	424	-0.1%	68%	-32%	8.0%	6.0%	3.0%	No Div.	No Div.	June	Oct 25, 2029	
16	1STPRIMFMF	ICBAMCL	20	20.1	402	16.63	8.62	-0.6%	172	-1.0%	233%	133%	10.0%	11.0%	10.0%	No Div.		Dec	Mar 14, 2029	
17	LRGLOBMF1	LR GLOBAL	311	3.2	995	10.95	8.67	-0.5%	2697	0.2%	37%	-63%	15.1%	6.0%	3.0%			Sept	Sep 18, 2031	
18	AIBL1STMF	LR GLOBAL	100	3.9	390	11.22	9.09	-0.2%	909	0.0%	43%	-57%	12.3%	10.0%	0.6%	0.6%		March	Jan 09, 2031	
19	MBL1STMF	LR GLOBAL	100	3.8	380	11.05	8.66	-1.5%	866	0.0%	44%	-56%	11.5%	4.3%	0.0%			March	Feb 07, 2031	
20	DBH1STMF	LR GLOBAL	120	5.6	672	10.91	8.58	-1.8%	1030	0.1%	65%	-35%	12.0%	7.0%	3.0%			June	Feb 06, 2030	
21	NCCBLMF1	LR GLOBAL	109	4.4	477	11.05	9.32	-1.7%	1011	0.0%	47%	-53%	12.0%	6.0%	4.5%			Dec	May 23, 2032	
22	GREENDELMF	LR GLOBAL	150	3.3	495	11.07	8.84	-0.7%	1326	0.1%	37%	-63%	12.0%	7.0%	1.5%			June	Sep 27, 2030	
23	ABB1STMF	RACE	241	2.9	698	11.60	7.36	-16.6%	1771	0.7%	39%	-61%	8.0%	7.0%	5.0%	No Div.		June	Jan 10, 2032	
24	FBFIF	RACE	780	2.9	2261	11.36	7.29	-10.9%	5685	-0.1%	40%	-60%	4.0%	6.0%	5.0%	No Div.		June	Feb 21, 2032	
25	TRUSTB1MF	RACE	306	3	917	11.43	6.71	-16.2%	2050	0.3%	45%	-55%	9.0%	7.0%	5.0%	No Div.		June	Jan 26, 2030	
26	POPULAR1MF	RACE	300	2.9	871	11.32	7.16	-11.9%	2150	1.0%	41%	-59%	8.5%	7.0%	2.5%	No Div.		June	Oct 18, 2030	
27	IFIC1STMF	RACE	183	3	548	11.60	7.65	-8.7%	1398	0.7%	39%	-61%	7.5%	7.0%	No Div.	No Div.		June	Mar 31, 2030	
28	1JANATAMF	RACE	291	2.8	815	11.43	6.22	-16.1%	1811	0.2%	45%	-55%	13.0%	7.0%	No Div.	No Div.		June	Sep 19, 2030	
29	EBLNRBMF	RACE	225	2.9	654	11.37	6.68	-18.2%	1506	0.0%	43%	-57%	6.0%	11.0%	7.0%	No Div.		June	May 15, 2031	
30	PHMPF1	RACE	283	2.9	821	11.27	7.05	-14.8%	1997	0.4%	41%	-59%	8.5%	7.0%	2.0%	No Div.		June	Nov 24, 2030	
31	EXIM1STMF	RACE	145	3.7	535	11.41	7.37	-7.4%	1065	1.1%	50%	-50%	7.5%	7.0%	3.0%	No Div.		June	Jun 26, 2033	
32	EBL1STMF	RACE	146	3.9	568	11.43	6.61	-16.3%	963	-0.3%	59%	-41%	13.0%	6.0%	No Div.	No Div.		June	Aug 18, 2029	
33	SEMLFBSLGF	SEML	73	5.3	387	11.15	9.47	1.8%	691	0.6%	56%	-44%	15.0%	15.0%	1.0%	No Div.	No Div.	June	November 4, 2028	
34	SEMLIBLSF	SEML	100	6.5	649	11.62	9.80	0.3%	978	0.4%	66%	-34%	10.0%	6.0%	4.5%	No Div.	No Div.	June	February 11, 2027	
35	SEMLLECMF	SEML	50	7.4	370	11.62	9.89	2.3%	495	0.2%	75%	-25%	15.0%	5.0%	5.0%	No Div.	No Div.	June	January 14, 2026	
36	VAMLRBBF	VAML	159	5.8	921	11.39	8.91	3.1%	1414	1.7%	65%	-35%	10.0%	No Div.	No Div.	No Div.		Dec	November 15, 2026	
37	VAMLBDMF1	VAML	104	7.2	751	10.02	9.24	3.2%	964	1.7%	78%	-22%	15.0%	5.0%	2.0%	No Div.		Sept	January 17, 2026	
MF Industry					25,105				45,445			-45%								

Note: NAV at Market price is taken on the last day NAV value which is declared on the final trading day (Sunday) of the next week. YTD= Year to the date (January 01, 2019 to up to date).

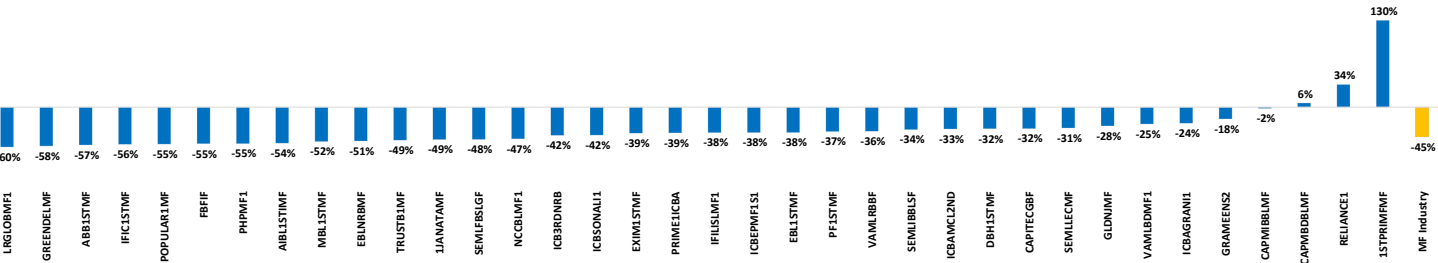
Weekly NAV Growth(%)



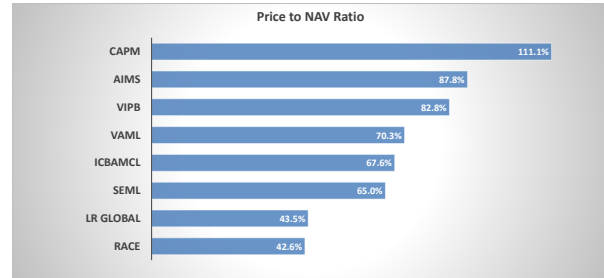
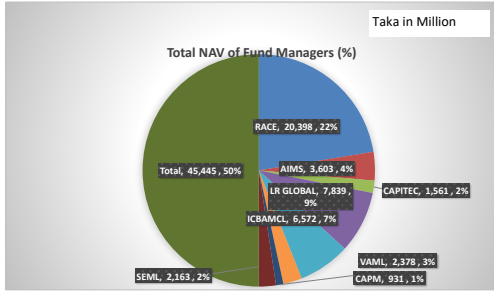
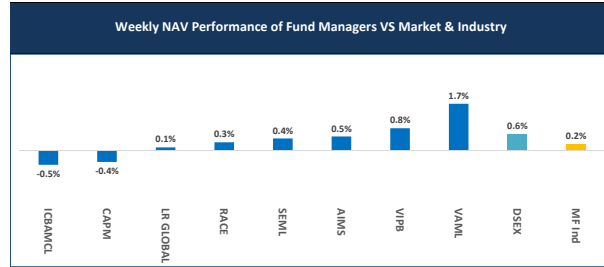
YTD (%) Change



Fund Premium/Discount (%)



Sl. No.	Fund Manager	Market Cap (BDT mn)	Total NAV (BDT mn)	Price/NAV	Premium/Discount (%)
1	RACE	8,689	20,398	43%	-57%
2	AIMS	3,163	3,603	88%	-12%
3	VIPB	1,292	1,561	83%	-17%
4	LR GLOBAL	3,410	7,839	43%	-57%
5	ICBAMCL	4,439	6,572	68%	-32%
6	VAML	1,672	2,378	70%	-30%
7	CAPM	1,034	931	111%	11%
8	SEML	1,405	2,163	65%	-35%
Total		25,105	45,445	55%	-45%



Disclaimer

This document has been prepared by Bank Asia Securities Ltd (BASL) based on publicly available data for information purpose only and does not solicit any action based on the material contained herein and should not be construed as an offer or solicitation to buy or sell or subscribe to any security. Neither BASL nor any of its directors, shareholders, member of the management or employee represents or warrants expressly or impliedly that the information or data of the sources used in the documents are genuine, accurate, complete, authentic and correct. However, all reasonable care has been taken to ensure the accuracy of the contents of this document. BASL or Research & Development Department will not take any responsibility for any decisions made based on the information herein. As this document has been made for the Traders of BASL and strongly prohibited for circulation to any clients, investors or any other persons from outside of BASL.