

# BASL Weekly Mutual Fund Review

Hadi mansion (7th floor) 2, Dilkusha Commercial Area, Dhaka-1000  
info@basl-bd.com, Tel- 9515826-2, www.basl-bd.com



## Listed Close-End Mutual Funds in DSE as on October 04, 2018

Sl. No.	Funds	AMCs	Units (mn)	Price (BDT)	Market Capitalization (BDT mn)	NAV at Market (BDT)	YTD (%) Change	Total NAV (BDT mn)	Weekly NAV Growth (%)	Price/NAV	Premium/Discount (%)	Latest Dividend (%)	Latest Dividend Yield (%)	Year End	Redemption Date
1	RELIANCE1	AIMS	61	9	545	13.05	-1.7%	790	0.7%	69%	-31%	11%	10.38%	June	Jul-31
2	GRAMEENS2	AIMS	182	12.6	2298	18.56	-7.7%	3385	0.7%	68%	-32%	12%	7.02%	June	Jan-29
3	ATCSLGF	ATCAP	62	9.2	568	12.63	-2.2%	780	1.2%	73%	-27%	12.0%	11.11%	June	Apr-35
4	CAPMBDBLMF	CAPM	50	6.8	341	10.06	-1.6%	504	0.7%	68%	-32%	7%	8.97%	June	Jan-37
5	CAPMIBBLMF	CAPM	67	9.4	628	10.4	3.4%	695	0.6%	90%	-10%	9%	-	June	Jan-38
6	PF1STMF	ICBAMCL	60	5.3	318	7.69	-11.1%	461	1.1%	69%	-31%	5%	7.69%	June	May-30
7	PRIME1ICBA	ICBAMCL	100	6.1	610	7.84	-11.1%	784	0.8%	78%	-22%	7%	10.14%	June	Jan-30
8	ICBSONALI1	ICBAMCL	100	7	700	8.61	-9.1%	861	0.6%	81%	-19%	7.0%	8.43%	June	Jun-33
9	ICBAGRANI1	ICBAMCL	98	6.9	677	9.31	-10.0%	914	1.2%	74%	-26%	-	-	June	Oct-37
10	ICB3RDNRB	ICBAMCL	100	5.1	510	7.32	-11.7%	732	0.3%	70%	-30%	5%	5.00%	June	May-30
11	IFILISLMF1	ICBAMCL	100	6.9	690	8.24	-7.7%	824	-0.1%	84%	-16%	9%	11.54%	June	Nov-30
12	ICBEPMF1S1	ICBAMCL	75	5.4	405	7.44	-10.1%	558	0.0%	73%	-27%	5.5%	8.33%	June	Jan-29
13	ICBAMCL2ND	ICBAMCL	50	6.4	320	8.52	-13.0%	426	0.8%	75%	-25%	6%	8.00%	June	Oct-29
14	1STPRIMFMF	ICBAMCL	20	10.7	214	11.25	-7.9%	225	1.5%	95%	-5%	8.5%	5.63%	Dec	Mar-29
15	LRGLOBMF1	LR GLOBAL	311	7.3	2271	11.06	-7.8%	3441	-0.1%	66%	-34%	7.8%	6.94%	Sept	Sep-31
16	AIBL1STMF	LR GLOBAL	100	7.6	760	10.77	-9.3%	1077	0.0%	71%	-29%	8%	9.40%	March	Jan-31
17	MBL1STMF	LR GLOBAL	100	7.4	740	10.99	-14.1%	1099	-0.1%	67%	-33%	8%	8.90%	March	Feb-31
18	DBH1STMF	LR GLOBAL	120	7.6	912	10.76	-8.7%	1291	0.0%	71%	-29%	9%	11.25%	June	Feb-30
19	NCCBLMF1	LR GLOBAL	109	7	760	10.9	-7.8%	1183	0.0%	64%	-36%	10%	11.24%	Dec	May-32
20	GREENELMF	LR GLOBAL	150	7.1	1065	10.76	-9.3%	1614	0.0%	66%	-34%	9%	10.34%	June	Sep-30
21	ABB1STMF	RACE	241	4.6	1107	10.78	-8.7%	2594	0.0%	43%	-57%	8%R,2%	3.33%	June	Jan-32
22	FBFIF	RACE	780	4.4	3431	10.64	-5.1%	8297	-3.4%	41%	-59%	7%R,2%	3.70%	June	Feb-32
23	TRUSTB1MF	RACE	306	4.4	1345	10.82	-6.3%	3306	1.5%	41%	-59%	8%R,2%	3.28%	June	Jan-30
24	POPULAR1MF	RACE	300	4.2	1261	10.73	-5.2%	3222	4.6%	39%	-61%	5.5%R,2%	3.51%	June	Oct-30
25	IFIC1STMF	RACE	183	4.2	768	10.7	-5.2%	1956	2.9%	39%	-61%	5%R,2%	3.51%	June	Mar-30
26	1JANATAMF	RACE	291	4.7	1369	10.67	-5.3%	3107	3.1%	44%	-56%	6%R,2%	3.23%	June	Sep-30
27	EBLNRBMF	RACE	225	4.7	1060	10.56	-5.4%	2381	0.6%	45%	-55%	7%R,2%	3.39%	June	May-31
28	PHPMF1	RACE	283	4.7	1331	10.44	-6.2%	2957	2.2%	45%	-55%	6%R,3%	4.84%	June	Nov-30
29	EXIM1STMF	RACE	145	5.4	781	10.72	-8.1%	1550	5.2%	50%	-50%	9%R,2%	2.99%	June	Jun-33
30	EBL1STMF	RACE	146	6.9	1006	10.59	-4.6%	1543	2.2%	65%	-35%	8%R,2%	2.67%	June	Aug-29
31	SEMLIBLSF	SEML	100	10.6	1058	10.26	-0.4%	1024	0.2%	103%	3%	4.0%	4.65%	June	Feb-37
32	SEMLLECMF	SEML	50	6.7	335	10.29	-4.0%	515	0.3%	65%	-35%	7%	8.33%	June	Jan-36
33	VAMLRBBF	VAML	159	7.9	1254	10.83	-11.2%	1719	0.0%	73%	-27%	12%	12.24%	Sept	Jan-36
34	VAMLBDMF1	VAML	104	8.6	897	10.84	-11.4%	1131	-0.1%	79%	-21%	7.5%	7.58%	Sept	Jan-36
35	SEBL1STMF	VIPB	100	12	1197	13.22	-11.1%	1319	0.3%	91%	-9%	13.0%	9.42%	June	May-31
36	NLI1STMF	VIPB	50	12.5	629	14.16	-10.9%	713	0.3%	88%	-12%	14%	9.72%	June	Feb-32
<b>MF Industry</b>					<b>34160</b>			<b>58978</b>		<b>58%</b>	<b>-42%</b>				

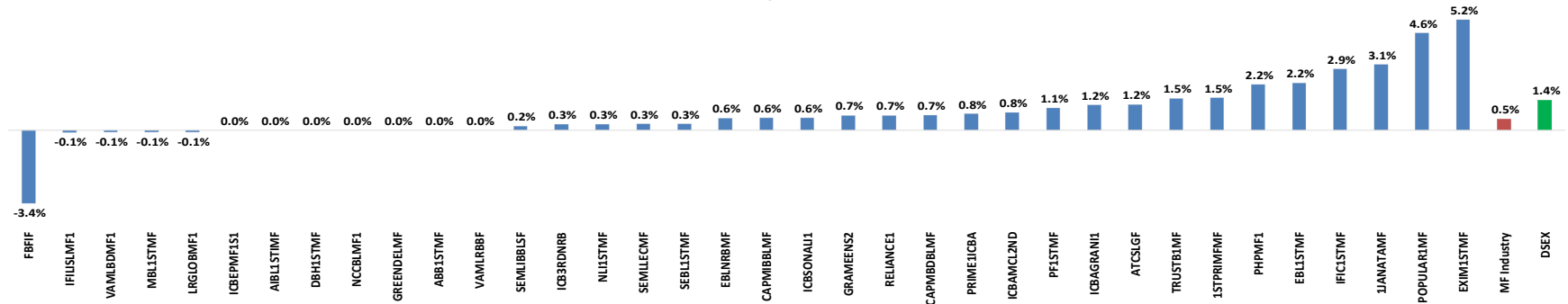
Note: NAV at Market price is taken on the last day NAV value which is declared on the first trading day (Sunday) of the next week. YTD= Year to the date (January 01, 2018 to up to date).

# BASL Weekly Mutual Fund Review

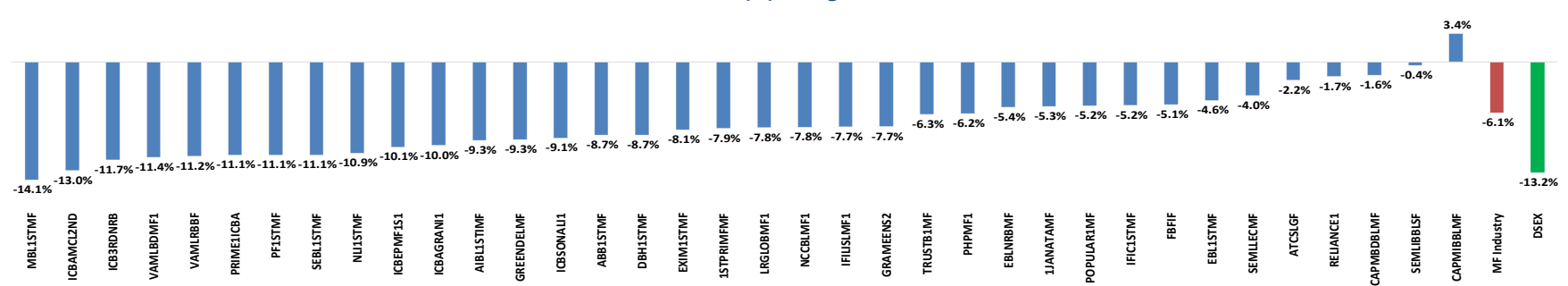
Hadi mansion (7th floor) 2, Dilkusha Commercial Area, Dhaka-1000  
info@basl-bd.com, Tel- 9515826-2, www.basl-bd.com



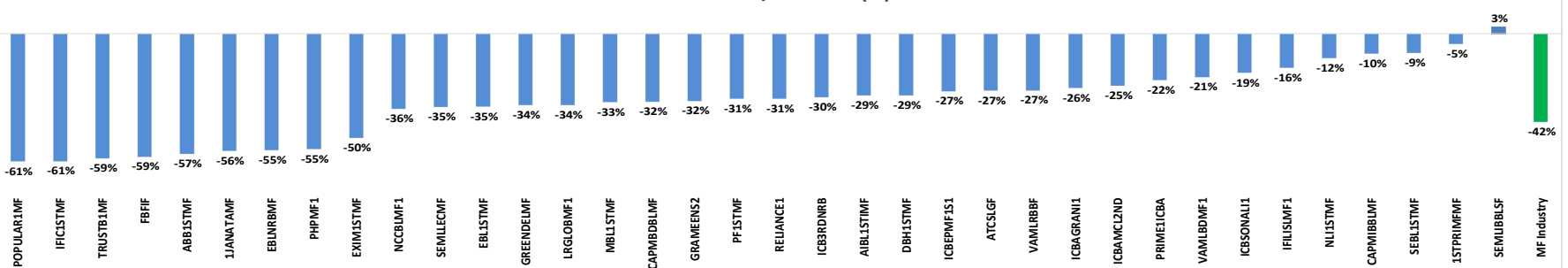
Weekly NAV Growth(%)



YTD (%) Change



Fund Premium/Discount (%)

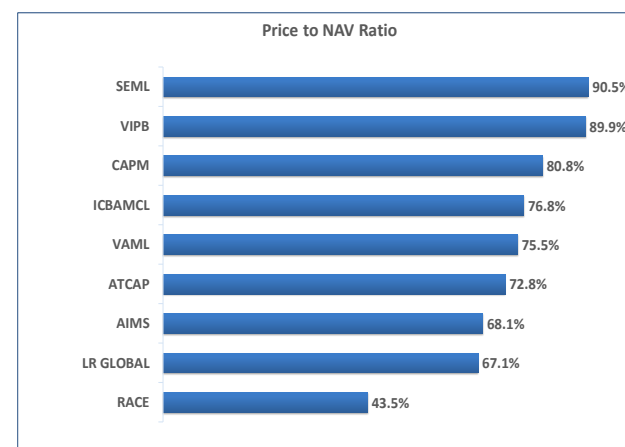
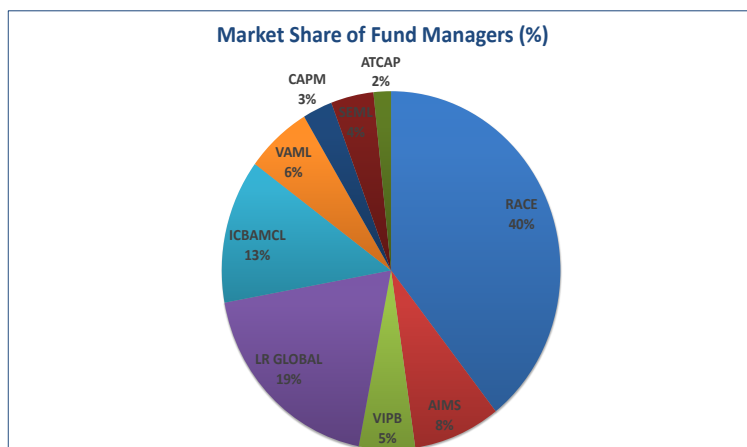
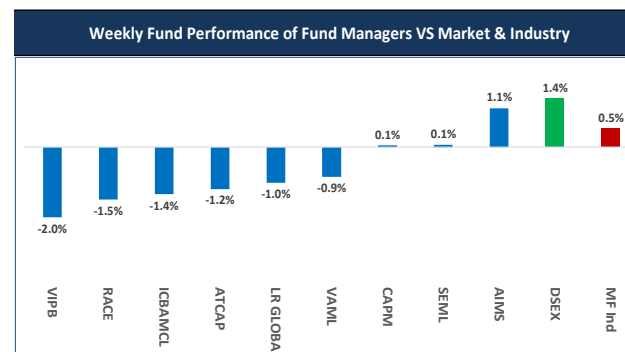


# BASL Weekly Mutual Fund Review

Hadi mansion (7th floor) 2, Dilkusha Commercial Area, Dhaka-1000  
info@basl-bd.com, Tel- 9515826-2, www.basl-bd.com



Sl. No.	Fund Managers	Market Cap (BDT mn)	Total NAV (BDT mn)	Price/NAV	Premium/Discount (%)
1	RACE	13,457	30,914	44%	-56%
2	AIMS	2,843	4,175	68%	-32%
3	VIPB	1,827	2,032	90%	-10%
4	LR GLOBAL	6,507	9,704	67%	-33%
5	ICBAMCL	4,444	5,785	77%	-23%
6	VAML	2,151	2,850	75%	-25%
7	CAPM	969	1,200	81%	-19%
8	SEML	1,393	1,538	91%	-9%
9	ATCAP	568	780	73%	-27%
Total		34,160	58,978	58%	-42%



**Disclaimer:** This document has been prepared by Bank Asia Securities Ltd (BASL) based on publicly available data for information purpose only and does not solicit any action based on the material contained herein and should not be construed as an offer or solicitation to buy or sell or subscribe to any security. Neither BASL nor any of its directors, shareholders, member of the management or employee represents or warrants expressly or impliedly that the information or data of the sources used in the documents are genuine, accurate, complete, authentic and correct. However all reasonable care has been taken to ensure the accuracy of the contents of this document. BASL or Research & Development Department will not take any responsibility for any decisions made based on the information herein. As this document has been made for the Traders of BASL and strongly prohibitate for circulation to any clients, investors or any other persons

# BASL Weekly Mutual Fund Review

Hadi mansion (7th floor) 2, Dilkusha Commercial Area, Dhaka-1000  
info@basl-bd.com, Tel- 9515826-2, www.basl-bd.com



## About Bank Asia Securities (BASL)

Bank Asia Securities Limited (BASL) is one of the leading full-service brokerage companies in Bangladesh. The company was formed in 2009 and running its operation as a majority owned subsidiary of Bank Asia Limited. BASL offers full-fledged standard brokerage services for retail, institutional and foreign clients with a dedicated team of skilled professionals. The company is currently providing the brokerage services under the membership of Dhaka Stock Exchange Limited (DSE).

## BASL Research Team

---

*Mr. Shariful Alam Chowdhury*  
Head of Research & Investments

*tushar@basl-bd.com, tusharbd@bloomberg.net*

---

*Mr. Shohidul Islam*  
Research Analyst

*shohidul@basl-bd.com, shohidulbd@bloomberg.net*

---

*Ms. Tanzin Naher*  
Research Associate

*tanzin@basl-bd.com*

---

*Mr. Monir Hossain*  
Research Associate

*monir@basl-bd.com*

---

## BASL Branches

### Head Office

Hadi Mansion (7th Floor)  
2, Dilkusha Commercial Area  
Dhaka-1000, Bangladesh  
Phone: +88-02-9515826-28  
Fax: +88-02-9567884

### Modhumita Extension Office

158-160 Modhumita Building  
(5th Floor)  
Motijheel C/A, Dhaka-1000  
Phone: +88-01819118893

### Dhanmondi Branch

Meher Plaza (1st Floor),  
House # 13/A, Road # 05  
Dhanmondi, Dhaka - 1207  
Phone: +8802-8624874-5

### Mirpur Branch

Nishi Plaza, plot # 01,  
Avenue-04, Section-06,  
Block-C  
Mirpur, Dhaka - 1216  
Phone: +88-02-9013841

### Uttara Branch

House # 79/A, (4th Floor),  
Road # 07, Sector # 04  
Uttara Model Town, Dhaka-  
1230  
Phone: +88-02-8958371

### Banani Branch

Nur Empori, Plot # 77 (1st  
Floor), Road No # 11,  
Banani,  
Dhaka-1213  
Phone: +8801716180767

### Khulna Branch

28, Sir Iqbal Road (1st Floor)  
Khulna  
Phone: +88-041-731208-9

# BASL Weekly Mutual Fund Review

Hadi mansion (7th floor) 2, Dilkusha Commercial Area, Dhaka-1000  
info@basl-bd.com, Tel- 9515826-2, www.basl-bd.com



*For International Trade & Sales, please contact **Mr. Sumon Das, Chief Executive Officer**. Please call at +8801993111666, +880 02 9515826, Ext:101 at Business hour.*

*For further query, write to us at [research@basl-bd.com](mailto:research@basl-bd.com).*