

# BASL Weekly Mutual Fund Review

Hadi mansion (7th floor) 2, Dilkusha Commercial Area, Dhaka-1000  
info@basl-bd.com, Tel- 9515826-2, www.basl-bd.com



## Listed Close-End Mutual Funds in DSE as on May 30, 2019

Sl. No.	Funds	AMCs	Units (mn)	Price (BDT)	Market Capitalization (BDT mn)	NAV at Market (BDT)	YTD (%) Change	Total NAV (BDT mn)	Weekly NAV Growth (%)	Price/NAV	Premium/Discount (%)	Latest Dividend (%)	Latest Dividend Yield (%)	Year End	Redemption Date
1	RELANCE1	AIMS	61	9.4	569	13.5	2.5%	814	2.8%	70%	-30%	11%	10.38%	June	Jul-21
2	GRAMEENS2	AIMS	182	13.3	2426	19.3	3.9%	3520	4.9%	69%	-31%	12%	7.02%	June	Jan-19
3	ATCSLGF	ATCAP	62	10	618	12.5	-0.4%	773	1.6%	80%	-20%	12.0%	11.11%	June	Apr-25
4	CAPMBDBLMF	CAPM	50	6.9	346	10.1	-0.7%	504	1.2%	69%	-31%	7%	8.97%	June	Jan-27
5	CAPMIBBLMF	CAPM	67	7.4	495	10.6	0.6%	709	1.0%	70%	-30%	9%	-	June	Jan-28
6	PF1STMF	ICBAMCL	60	5.8	348	7.8	1.3%	470	1.4%	74%	-26%	5%	7.69%	June	May-20
7	PRIME1ICBA	ICBAMCL	100	6.1	610	8.2	2.9%	823	1.4%	74%	-26%	7%	10.14%	June	Jan-20
8	ICBSONALI1	ICBAMCL	100	7.2	720	8.9	2.1%	888	1.6%	81%	-19%	7.0%	8.43%	June	Jun-23
9	ICBAGRANI1	ICBAMCL	98	7.2	707	9.3	-0.4%	911	1.2%	78%	-22%	-	-	June	Oct-27
10	ICB3RDNRB	ICBAMCL	100	5.7	570	7.3	-0.3%	733	1.5%	78%	-22%	5%	5.00%	June	May-20
11	IFILISLMF1	ICBAMCL	100	7	700	8.4	0.0%	837	1.3%	84%	-16%	9%	11.54%	June	Nov-20
12	ICBEPMF1S1	ICBAMCL	75	5.7	428	7.4	2.1%	557	1.4%	77%	-23%	5.5%	8.33%	June	Jan-19
13	ICBAMCL2ND	ICBAMCL	50	7.2	360	8.7	1.5%	433	1.8%	83%	-17%	6%	8.00%	June	Oct-19
14	1STPRIMFMF	ICBAMCL	20	9.3	186	11.0	-4.3%	219	1.4%	85%	-15%	8.5%	7.46%	Dec	Mar-29
15	LRGLOBMF1	LR GLOBAL	311	6.9	2146	10.8	1.0%	3344	1.9%	64%	-36%	7.8%	6.94%	Sept	Sep-21
16	AIBL1STIMF	LR GLOBAL	100	8.2	820	10.9	-0.5%	1088	1.2%	75%	-25%	8%	9.40%	March	Jan-21
17	MBL1STMF	LR GLOBAL	100	7.4	740	11.3	1.4%	1128	1.7%	66%	-34%	8%	8.90%	March	Feb-21
18	DBH1STMF	LR GLOBAL	120	8.5	1020	11.0	1.1%	1322	1.8%	77%	-23%	9%	11.25%	June	Feb-20
19	NCCBLMF1	LR GLOBAL	109	7	760	10.5	-5.0%	1140	1.7%	67%	-33%	6%	8.70%	Dec	May-32
20	GREENDELMF	LR GLOBAL	150	7.2	1080	11.0	0.7%	1647	1.9%	66%	-34%	9%	10.34%	June	Sep-20
21	ABB1STMF	RACE	241	4.6	1107	11.5	1.6%	2757	1.1%	40%	-60%	8%R,2%	3.33%	June	Jan-22
22	FBFIF	RACE	780	4.4	3431	11.1	2.9%	8687	1.1%	39%	-61%	7%R,2%	3.70%	June	Feb-22
23	TRUSTB1MF	RACE	306	4.8	1467	11.4	2.7%	3471	1.2%	42%	-58%	8%R,2%	3.28%	June	Jan-20
24	POPULAR1MF	RACE	300	4.6	1381	11.0	1.3%	3303	0.7%	42%	-58%	5.5%R,2%	3.51%	June	Oct-20
25	IFIC1STMF	RACE	183	4.5	823	11.0	1.9%	2011	1.3%	41%	-59%	5%R,2%	3.51%	June	Mar-20
26	1JANATAMF	RACE	291	4.6	1340	11.0	2.1%	3212	1.1%	42%	-58%	6%R,2%	3.23%	June	Sep-20
27	EBLNRBMF	RACE	225	4.6	1037	10.8	1.2%	2444	0.9%	42%	-58%	7%R,2%	3.39%	June	May-21
28	PHPMF1	RACE	283	4.7	1331	10.8	1.6%	3057	0.9%	44%	-56%	6%R,3%	4.84%	June	Nov-20
29	EXIM1STMF	RACE	145	4.9	708	11.5	3.6%	1662	1.5%	43%	-57%	9%R,2%	2.99%	June	Jun-23
30	EBL1STMF	RACE	146	6.6	962	11.1	3.0%	1618	0.8%	59%	-41%	8%R,2%	2.67%	June	Aug-19
31	SEMLFBSLGF	SEML	73	10	729	10.6	0.2%	772	0.6%	95%	-5%	-	-	June	Mar-29
32	SEMLIBBLSF	SEML	100	6.7	669	10.4	-0.6%	1035	1.5%	65%	-35%	4.0%	4.65%	June	Feb-27
33	SEMLLECMF	SEML	50	7	350	10.4	-1.1%	520	1.5%	67%	-33%	7%	8.33%	June	Jan-26
34	VAMLRBBF	VAML	159	6.7	1064	9.7	-9.9%	1546	2.0%	69%	-31%	5%	6.25%	Sept	Jan-26
35	VAMLBDMF1	VAML	104	7.9	824	10.2	-3.9%	1067	2.0%	77%	-23%	7.5%	7.58%	Sept	Jan-26
36	SEBL1STMF	VIPB	100	11.6	1157	13.8	2.0%	1377	2.8%	84%	-16%	13.0%	9.42%	June	May-21
37	NLI1STMF	VIPB	50	12.6	634	14.8	2.1%	745	2.8%	85%	-15%	14%	9.72%	June	Feb-22
<b>MF Industry</b>					<b>34662</b>			<b>61144</b>		<b>57%</b>	<b>-43%</b>				

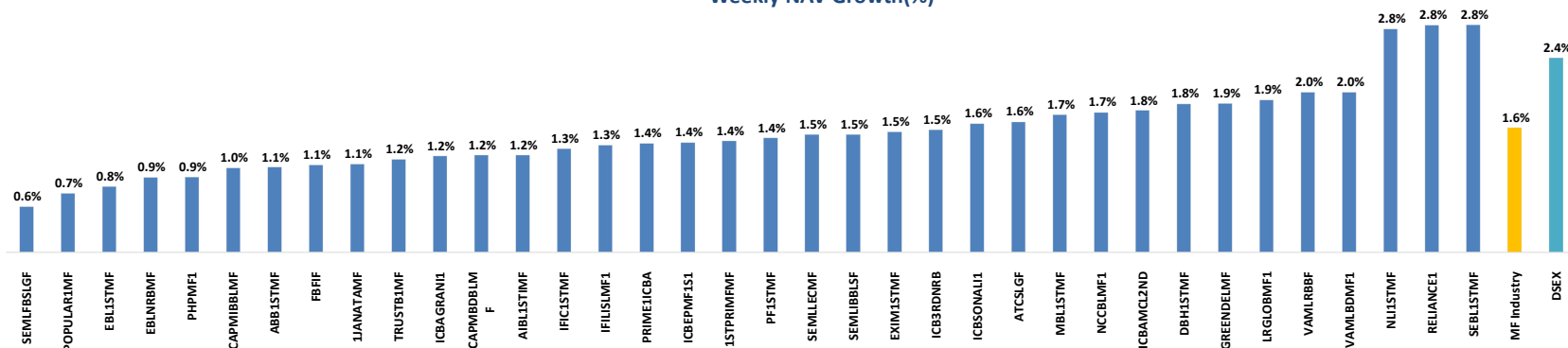
Note: NAV at Market price is taken on the last day NAV value which is declared on the first trading day (Sunday) of the next week. YTD= Year to the date (January 01, 2019 to up to date).

# BASL Weekly Mutual Fund Review

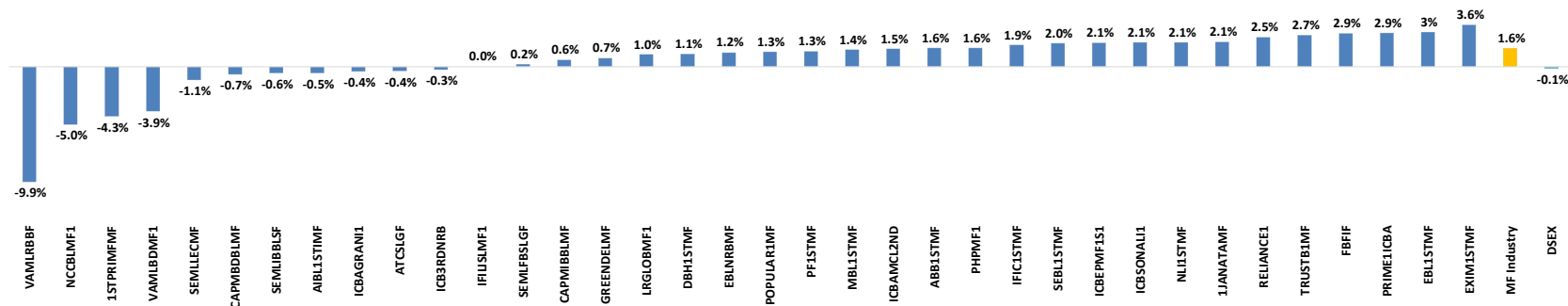
Hadi mansion (7th floor) 2, Dilkusha Commercial Area, Dhaka-1000  
info@basl-bd.com, Tel- 9515826-2, www.basl-bd.com



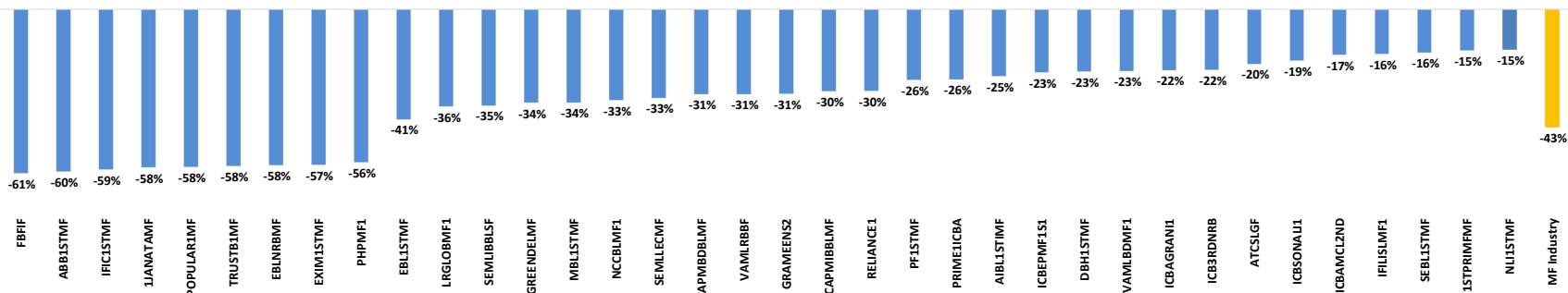
Weekly NAV Growth(%)



YTD (%) Change



Fund Premium/Discount (%)

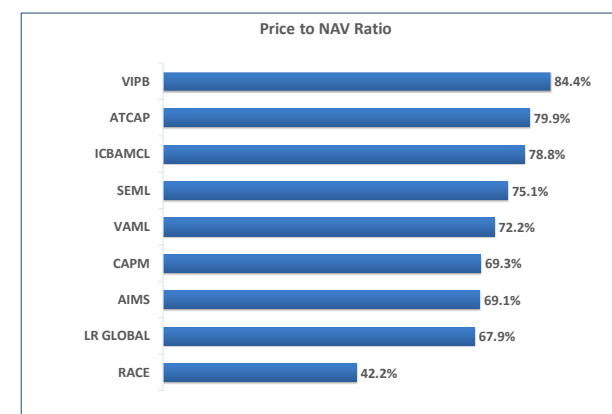
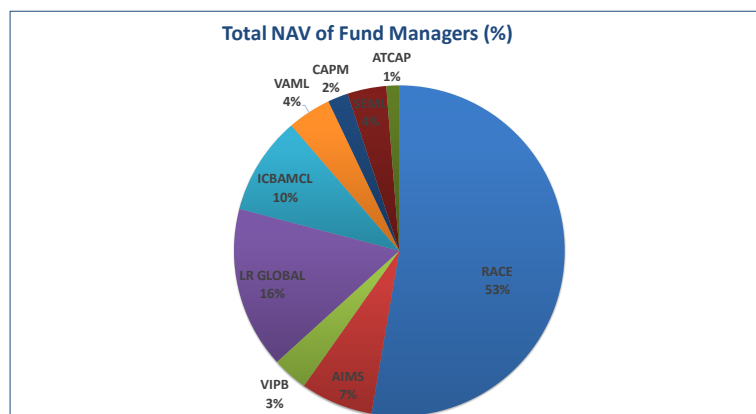
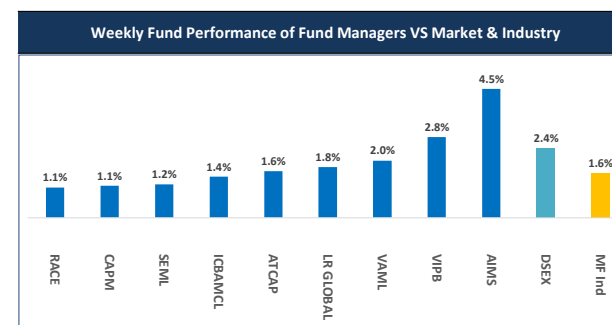


# BASL Weekly Mutual Fund Review

Hadi mansion (7th floor) 2, Dilkusha Commercial Area, Dhaka-1000  
info@basl-bd.com, Tel- 9515826-2, www.basl-bd.com



Sl. No.	Fund Managers	Market Cap (BDT mn)	Total NAV (BDT mn)	Price/NAV	Premium/Discount (%)
1	RACE	13,587	32,222	42%	-58%
2	AIMS	2,995	4,334	69%	-31%
3	VIPB	1,792	2,122	84%	-16%
4	LR GLOBAL	6,566	9,670	68%	-32%
5	ICBAMCL	4,628	5,870	79%	-21%
6	VAML	1,888	2,613	72%	-28%
7	CAPM	841	1,213	69%	-31%
8	SEML	1,748	2,326	75%	-25%
9	ATCAP	618	773	80%	-20%
Total		34,662	61,144	57%	-43%



**Disclaimer:** This document has been prepared by Bank Asia Securities Ltd (BASL) based on publicly available data for information purpose only and does not solicit any action based on the material contained herein and should not be construed as an offer or solicitation to buy or sell or subscribe to any security. Neither BASL nor any of its directors, shareholders, member of the management or employee represents or warrants expressly or impliedly that the information or data of the sources used in the documents are genuine, accurate, complete, authentic and correct. However all reasonable care has been taken to ensure the accuracy of the contents of this document. BASL or Research & Development Department will not take any responsibility for any decisions made based on the information herein. As this document has been made for the Traders of BASL and strongly prohibitate for circulation to any clients, investors or any other persons from outside of BASL.

# BASL Weekly Mutual Fund Review

Hadi mansion (7th floor) 2, Dilkusha Commercial Area, Dhaka-1000  
info@basl-bd.com, Tel- 9515826-2, www.basl-bd.com



## About Bank Asia Securities (BASL)

Bank Asia Securities Limited (BASL) is one of the leading full-service brokerage companies in Bangladesh. The company was formed in 2009 and running its operation as a majority owned subsidiary of Bank Asia Limited. BASL offers full-fledged standard brokerage services for retail, institutional and foreign clients with a dedicated team of skilled professionals. The company is currently providing the brokerage services under the membership of Dhaka Stock Exchange Limited (DSE).

## BASL Research Team

Mr. Shariful Alam Chowdhury  
Head of Research & Investments

tushar@basl-bd.com, tusharbd@bloomberg.net

Mr. Shohidul Islam  
Research Analyst

shohidul@basl-bd.com, shohidulbd@bloomberg.net

Ms. Tanzin Naher  
Research Associate

tanzin@basl-bd.com

## BASL Branches

<b>Head Office</b> Hadi Mansion (7th Floor) 2, Dilkusha Commercial Area Dhaka-1000, Bangladesh Phone: +88-02-9515826-28 Fax: +88-02-9567884	<b>Modhumita Extension Office</b> 158-160 Modhumita Building (5th Floor) Motijheel C/A, Dhaka-1000 Phone: +88-01819118893	<b>Dhanmondi Branch</b> Meher Plaza (1st Floor), House # 13/A, Road # 05 Dhanmondi, Dhaka - 1207 Phone: +8802-8624874-5	<b>Mirpur Branch</b> Nishi Plaza, plot # 01, Avenue-04, Section-06, Block-C Mirpur, Dhaka - 1216 Phone: +88-02-9013841	<b>Uttara Branch</b> House # 79/A, (4th Floor), Road # 07, Sector # 04 Uttara Model Town, Dhaka- 1230 Phone: +88-02-8958371	<b>Banani Branch</b> Nur Empori, Plot # 77 (1st Floor), Road No # 11, Banani, Dhaka-1213 Phone: +8801716180767	<b>Khulna Branch</b> 28, Sir Iqbal Road (1st Floor) Khulna Phone: +88-041-731208-9
--	---	---	---	--	---	---

For International Trade & Sales, Please call at +8801993111666, +880 02 9515826, Ext:101 at Business hour.

For further query, write to us at [research@basl-bd.com](mailto:research@basl-bd.com).