

BASL Weekly Mutual Fund Review

Hadi mansion (7th floor) 2, Dilkusha Commercial Area, Dhaka-1000
info@basl-bd.com, Tel- 9515826-2, www.basl-bd.com



Listed Close-End Mutual Funds in DSE as on May 02, 2019

Sl. No.	Funds	AMCs	Units (mn)	Price (BDT)	Market Capitalization (BDT mn)	NAV at Market (BDT)	YTD (%) Change	Total NAV (BDT mn)	Weekly NAV Growth (%)	Price/NAV	Premium/Discount (%)	Latest Dividend (%)	Latest Dividend Yield (%)	Year End	Redemption Date
1	RELANCE1	AIMS	61	9.5	575	12.9	-1.9%	779	0.3%	74%	-26%	11%	10.38%	June	Jul-21
2	GRAMEENS2	AIMS	182	12.9	2353	18.4	-0.9%	3358	0.7%	70%	-30%	12%	7.02%	June	Jan-19
3	ATCSLGF	ATCAP	62	10	618	12.6	0.5%	780	-0.2%	79%	-21%	12.0%	11.11%	June	Apr-25
4	CAPMBDBLMF	CAPM	50	6.8	341	10.0	-0.8%	503	0.8%	68%	-32%	7%	8.97%	June	Jan-27
5	CAPMIBBLMF	CAPM	67	7.5	501	10.6	0.3%	707	0.7%	71%	-29%	9%	-	June	Jan-28
6	PF1STMF	ICBAMCL	60	5.7	342	7.6	-1.3%	458	-0.3%	75%	-25%	5%	7.69%	June	May-20
7	PRIME1ICBA	ICBAMCL	100	6	600	8.0	-0.2%	798	-0.7%	75%	-25%	7%	10.14%	June	Jan-20
8	ICBSONALI1	ICBAMCL	100	7.1	710	8.6	-1.1%	860	-1.1%	83%	-17%	7.0%	8.43%	June	Jun-23
9	ICBAGRANI1	ICBAMCL	98	6.8	667	9.1	-1.9%	897	-0.5%	74%	-26%	-	-	June	Oct-27
10	ICB3RDNRB	ICBAMCL	100	5.7	570	7.2	-2.6%	716	-0.6%	80%	-20%	5%	5.00%	June	May-20
11	IFILISLMF1	ICBAMCL	100	6.8	680	8.3	-1.0%	829	-1.2%	82%	-18%	9%	11.54%	June	Nov-20
12	ICBEPMF1S1	ICBAMCL	75	5.6	420	7.2	-0.8%	541	-1.1%	78%	-22%	5.5%	8.33%	June	Jan-19
13	ICBAMCL2ND	ICBAMCL	50	8	400	8.3	-2.1%	417	-1.0%	96%	-4%	6%	8.00%	June	Oct-19
14	1STPRIMFMF	ICBAMCL	20	8.4	168	10.4	-8.8%	209	-1.1%	80%	-20%	8.5%	7.46%	Dec	Mar-29
15	LRGLOBMF1	LR GLOBAL	311	7	2178	10.7	0.4%	3322	-1.5%	66%	-34%	7.8%	6.94%	Sept	Sep-21
16	AIBL1STIMF	LR GLOBAL	100	7.8	780	10.9	-0.1%	1093	-1.4%	71%	-29%	8%	9.40%	March	Jan-21
17	MBL1STMF	LR GLOBAL	100	7.3	730	11.3	1.2%	1125	-1.4%	65%	-35%	8%	8.90%	March	Feb-21
18	DBH1STMF	LR GLOBAL	120	8.5	1020	11.0	0.5%	1314	-1.4%	78%	-22%	9%	11.25%	June	Feb-20
19	NCCBLMF1	LR GLOBAL	109	6.8	738	10.5	-5.3%	1136	-1.6%	65%	-35%	6%	8.70%	Dec	May-32
20	GREENDELMF	LR GLOBAL	150	7.5	1125	10.9	0.1%	1637	-1.5%	69%	-31%	9%	10.34%	June	Sep-20
21	ABB1STMF	RACE	241	4.5	1083	11.3	0.4%	2726	-1.0%	40%	-60%	8%R,2%	3.33%	June	Jan-22
22	FBFIF	RACE	780	4.3	3353	11.0	1.9%	8609	-0.2%	39%	-61%	7%R,2%	3.70%	June	Feb-22
23	TRUSTB1MF	RACE	306	4.5	1375	11.3	1.7%	3438	-0.4%	40%	-60%	8%R,2%	3.28%	June	Jan-20
24	POPULAR1MF	RACE	300	4.4	1321	10.9	0.5%	3276	-0.4%	40%	-60%	5.5%R,2%	3.51%	June	Oct-20
25	IFIC1STMF	RACE	183	4.4	804	10.8	0.3%	1980	-0.2%	41%	-59%	5%R,2%	3.51%	June	Mar-20
26	1JANATAMF	RACE	291	4.5	1310	10.9	0.6%	3163	-0.1%	41%	-59%	6%R,2%	3.23%	June	Sep-20
27	EBLNRBMF	RACE	225	4.3	970	10.8	0.5%	2426	-0.3%	40%	-60%	7%R,2%	3.39%	June	May-21
28	PHPMF1	RACE	283	4.6	1303	10.7	0.5%	3023	-0.4%	43%	-57%	6%R,3%	4.84%	June	Nov-20
29	EXIM1STMF	RACE	145	5	723	11.3	2.1%	1638	-0.3%	44%	-56%	9%R,2%	2.99%	June	Jun-23
30	EBL1STMF	RACE	146	6.4	933	11.0	2.4%	1609	-0.1%	58%	-42%	8%R,2%	2.67%	June	Aug-19
31	SEMLFBSLGF	SEML	73	10	729	10.6	-0.1%	770	0.0%	95%	-5%	-	-	June	Mar-29
32	SEMLIBBLSF	SEML	100	6.8	679	10.4	-0.7%	1034	-0.3%	66%	-34%	4.0%	4.65%	June	Feb-27
33	SEMLLECMF	SEML	50	6.9	345	10.4	-1.0%	520	-0.6%	66%	-34%	7%	8.33%	June	Jan-26
34	VAMLRBBF	VAML	159	6.9	1095	9.7	-10.3%	1540	-1.5%	71%	-29%	5%	6.25%	Sept	Jan-26
35	VAMLBDMF1	VAML	104	6.8	709	10.2	-4.6%	1059	-1.5%	67%	-33%	7.5%	7.58%	Sept	Jan-26
36	SEBL1STMF	VIPB	100	11.5	1148	13.7	1.2%	1366	-1.9%	84%	-16%	13.0%	9.42%	June	May-21
37	NLI1STMF	VIPB	50	13	654	14.7	1.2%	739	-1.9%	89%	-11%	14%	9.72%	June	Feb-22
MF Industry					34050			60392		56%	-44%				

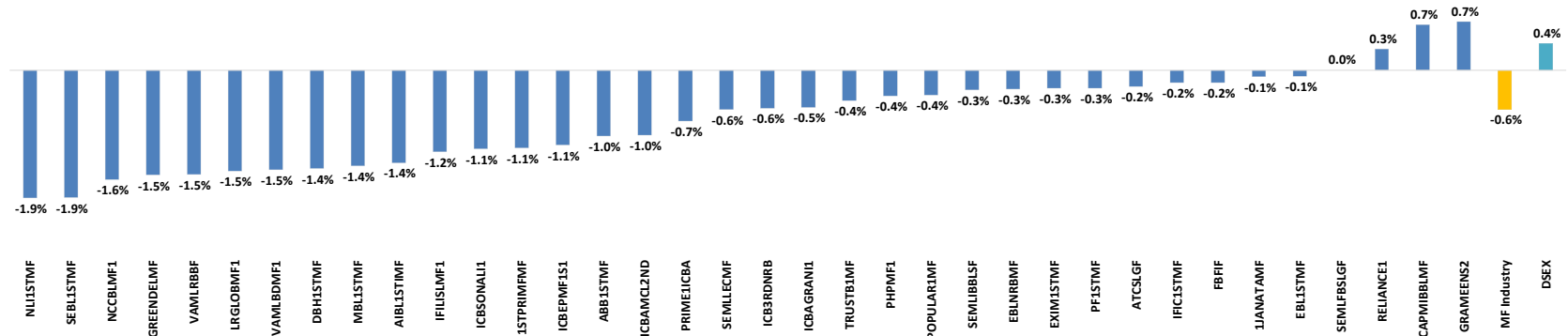
Note: NAV at Market price is taken on the last day NAV value which is declared on the first trading day (Sunday) of the next week. YTD= Year to the date (January 01, 2019 to up to date).

BASL Weekly Mutual Fund Review

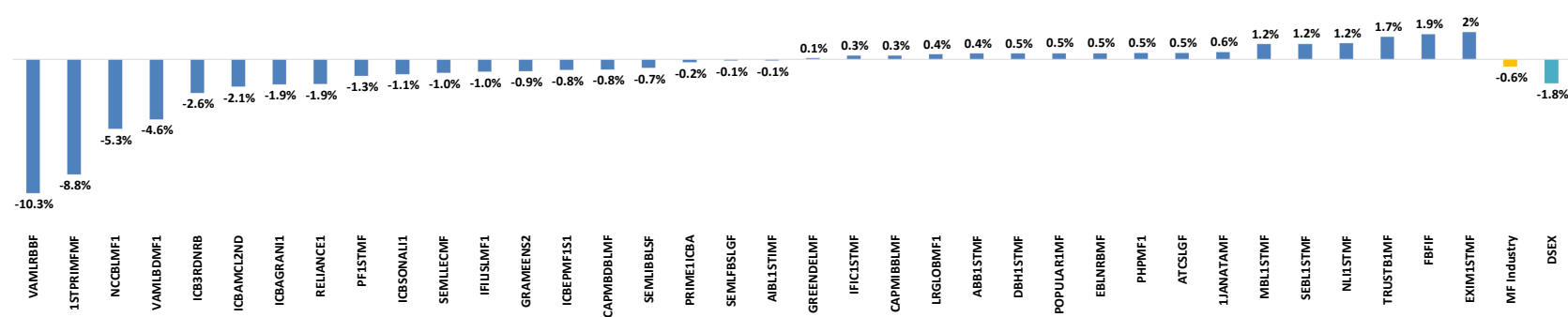
Hadi mansion (7th floor) 2, Dilkusha Commercial Area, Dhaka-1000
info@basl-bd.com, Tel- 9515826-2, www.basl-bd.com



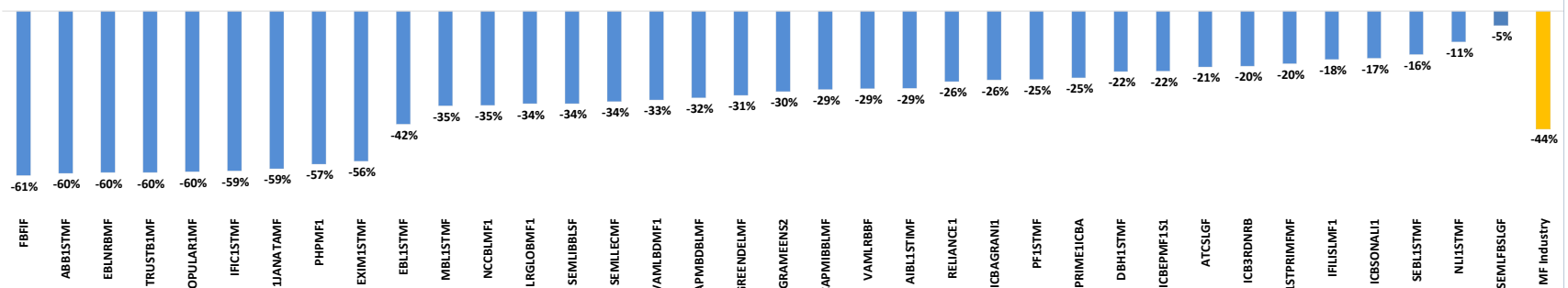
Weekly NAV Growth(%)



YTD (%) Change



Fund Premium/Discount (%)

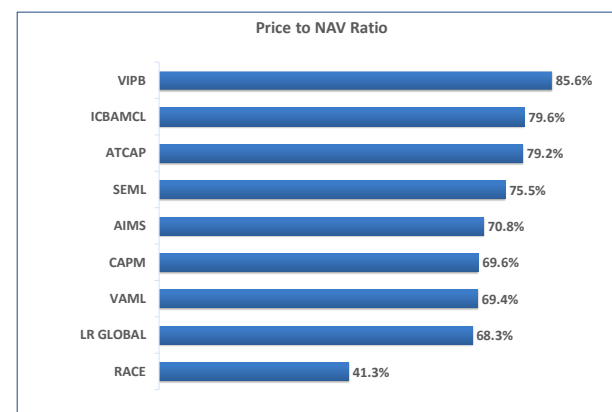
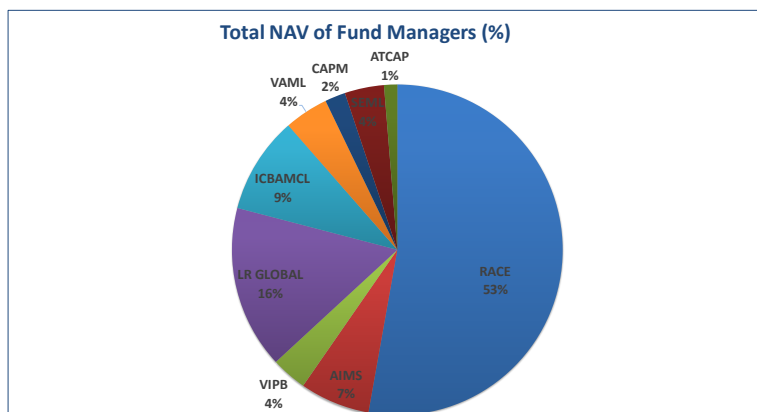
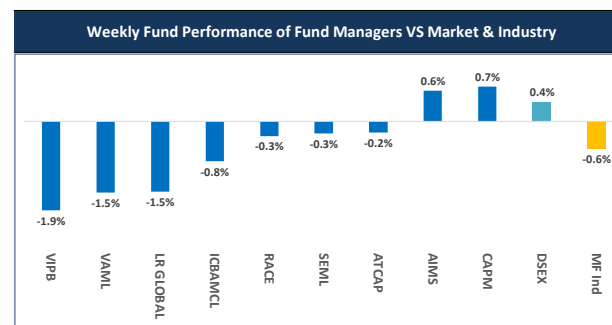


BASL Weekly Mutual Fund Review

Hadi mansion (7th floor) 2, Dilkusha Commercial Area, Dhaka-1000
info@basl-bd.com, Tel- 9515826-2, www.basl-bd.com



Sl. No.	Fund Managers	Market Cap (BDT mn)	Total NAV (BDT mn)	Price/NAV	Premium/Discount (%)
1	RACE	13,175	31,887	41%	-59%
2	AIMS	2,928	4,137	71%	-29%
3	VIPB	1,802	2,105	86%	-14%
4	LR GLOBAL	6,570	9,627	68%	-32%
5	ICBAMCL	4,557	5,725	80%	-20%
6	VAML	1,805	2,599	69%	-31%
7	CAPM	842	1,211	70%	-30%
8	SEML	1,753	2,323	75%	-25%
9	ATCAP	618	780	79%	-21%
Total		34,050	60,392	56%	-44%



Disclaimer: This document has been prepared by Bank Asia Securities Ltd (BASL) based on publicly available data for information purpose only and does not solicit any action based on the material contained herein and should not be construed as an offer or solicitation to buy or sell or subscribe to any security. Neither BASL nor any of its directors, shareholders, member of the management or employee represents or warrants expressly or impliedly that the information or data of the sources used in the documents are genuine, accurate, complete, authentic and correct. However all reasonable care has been taken to ensure the accuracy of the contents of this document. BASL or Research & Development Department will not take any responsibility for any decisions made based on the information herein. As this document has been made for the Traders of BASL and strongly prohibitate for circulation to any clients, investors or any other persons from outside of BASL.

BASL Weekly Mutual Fund Review

Hadi mansion (7th floor) 2, Dilkusha Commercial Area, Dhaka-1000
info@basl-bd.com, Tel- 9515826-2, www.basl-bd.com



About Bank Asia Securities (BASL)

Bank Asia Securities Limited (BASL) is one of the leading full-service brokerage companies in Bangladesh. The company was formed in 2009 and running its operation as a majority owned subsidiary of Bank Asia Limited. BASL offers full-fledged standard brokerage services for retail, institutional and foreign clients with a dedicated team of skilled professionals. The company is currently providing the brokerage services under the membership of Dhaka Stock Exchange Limited (DSE).

BASL Research Team

Mr. Shariful Alam Chowdhury
Head of Research & Investments

tushar@basl-bd.com, tusharbd@bloomberg.net

Mr. Shohidul Islam
Research Analyst

shohidul@basl-bd.com, shohidulbd@bloomberg.net

Ms. Tanzin Naher
Research Associate

tanzin@basl-bd.com

BASL Branches

Head Office

Hadi Mansion (7th Floor)
2, Dilkusha Commercial Area
Dhaka-1000, Bangladesh
Phone: +88-02-9515826-28
Fax: +88-02-9567884

Modhumita Extension Office

158-160 Modhumita Building
(5th Floor)
Motijheel C/A, Dhaka-1000
Phone: +88-01819118893

Dhanmondi Branch

Meher Plaza (1st Floor),
House # 13/A, Road # 05
Dhanmondi, Dhaka - 1207
Phone: +8802-8624874-5

Mirpur Branch

Nishi Plaza, plot # 01,
Avenue-04, Section-06,
Block-C
Mirpur, Dhaka - 1216
Phone: +88-02-9013841

Uttara Branch

House # 79/A, (4th Floor),
Road # 07, Sector # 04
Uttara Model Town, Dhaka-
1230
Phone: +88-02-8958371

Banani Branch

Nur Empori, Plot # 77 (1st
Floor), Road No # 11,
Banani,
Dhaka-1213
Phone: +8801716180767

Khulna Branch

28, Sir Iqbal Road (1st Floor)
Khulna
Phone: +88-041-731208-9

For International Trade & Sales, please contact **Mr. Sumon Das, Chief Executive Officer**. Please call at +8801993111666, +880 02 9515826, Ext:101 at Business hour.

For further query, write to us at research@basl-bd.com.