

BASL Weekly Mutual Fund Review

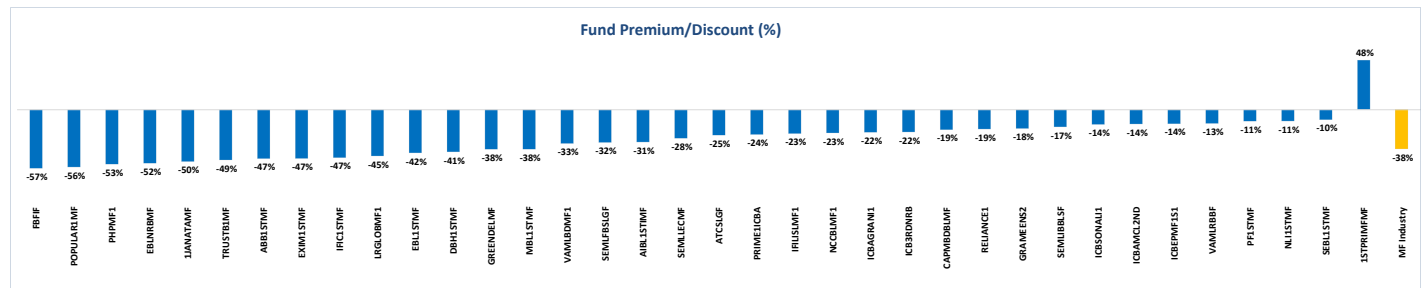
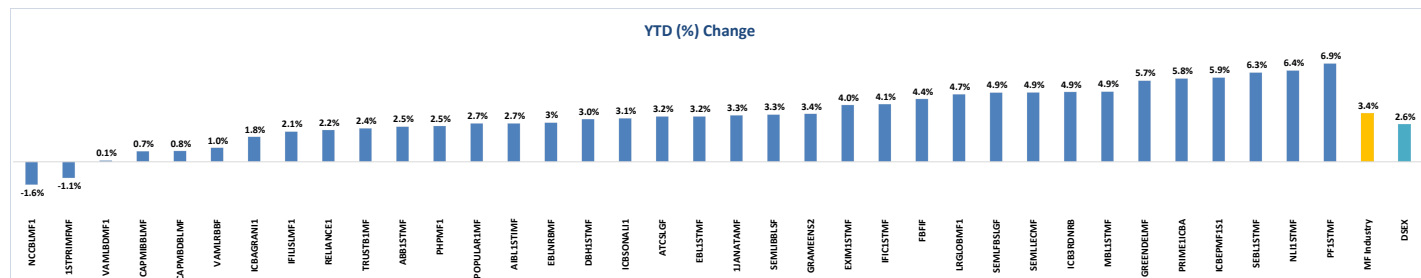
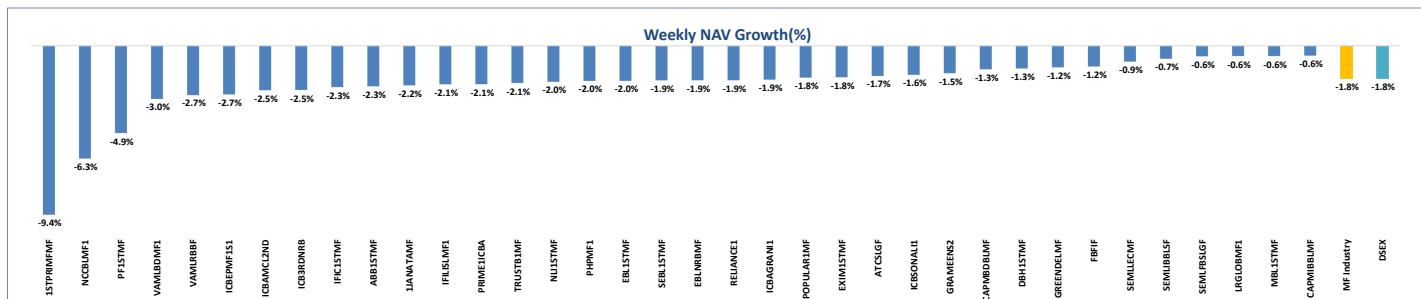
Hadi mansion (7th floor) 2, Dilkusha Commercial Area, Dhaka-1000
info@basl-bd.com, Tel- 9515826-2, www.basl-bd.com



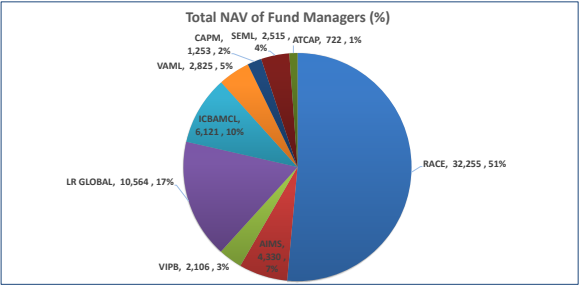
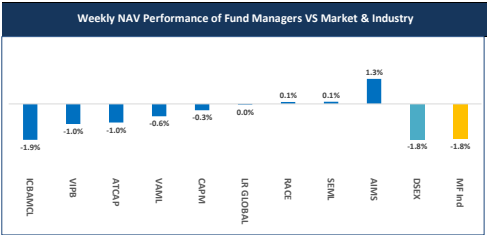
Listed Close-End Mutual Funds in DSE as on February 11, 2021

Sl. No.	Funds	AMCs	Units (mn)	Price (BDT)	Market Capitalization (BDT mn)	NAV at Cost Price (BDT)	NAV at Market Price (BDT)	YTD (%) Change	Total NAV (BDT mn)	Weekly NAV Growth (%)	Price/NAV	Premium/D iscount (%)	Latest Dividend (%)	Latest Dividend Yield (%)	Year End	Redemption Date
1	RELIANCE1	AIMS	61	10.8	653	11.39	13.3	2.2%	804	-1.9%	81%	-19%	0.0%	0.00%	June	Jul 21, 2021
2	GRAMEENS2	AIMS	182	15.8	2882	11.17	19.3	3.4%	3526	-1.5%	82%	-18%	7.0%	6.31%	June	Sep-2023
3	ATCSLGF	ATCAP	62	8.8	544	11.75	11.7	3.2%	722	-1.7%	75%	-25%	0.0%	0.00%	June	Mar 30, 2025
4	CAPMBDBLMF	CAPM	50	8.5	426	11.59	10.6	0.8%	529	-1.3%	81%	-19%	0.0%	0.00%	June	Jan 12, 2027
5	CAPMIBBLMF	CAPM	67	17.4	1163	11.41	10.8	0.7%	724	-0.6%	161%	61%	0.0%	0.00%	June	Mar 05, 2028
6	PF1STMF	ICBAMCL	60	7.3	438	11.83	8.2	6.9%	493	-4.9%	89%	-11%	5.0%	6.49%	June	May-2020
7	PRIME1ICBA	ICBAMCL	100	6.6	660	11.92	8.7	5.8%	869	-2.1%	76%	-24%	5.0%	6.49%	June	Jan 24, 2030
8	ICBSONAL1	ICBAMCL	100	7.8	780	11.56	9.1	3.1%	910	-1.6%	86%	-14%	5.0%	6.58%	June	Jun-2023
9	ICBAGRANI1	ICBAMCL	98	7.7	756	11.01	9.9	1.8%	968	-1.9%	78%	-22%	5.0%	8.06%	June	Oct-2027
10	ICB3RDNRB	ICBAMCL	100	6.2	620	11.62	7.9	4.9%	791	-2.5%	78%	-22%	5.0%	9.43%	June	May-2020
11	IFILS1MF1	ICBAMCL	100	6.3	630	10.87	8.2	2.1%	820	-2.1%	77%	-23%	4.0%	7.14%	June	10-Nov-2030
12	ICEBPMF1S1	ICBAMCL	75	6.8	510	11.77	7.9	5.9%	591	-2.7%	86%	-14%	5.0%	8.06%	June	Jan 09, 2030
13	ICBAMCL2ND	ICBAMCL	50	7.8	390	13.47	9.1	7.0%	453	-2.5%	86%	-14%	5.0%	8.06%	June	Oct 25, 2029
14	1STPRIMFMF	ICBAMCL	20	16.8	336	17.52	11.3	-1.1%	227	-9.4%	148%	48%	8.0%	4.10%	Dec	Mar 14, 2029
15	LRGLOBALMF1	LR GLOBAL	311	6.7	2084	11.03	12.2	4.7%	3780	-0.6%	55%	-45%	4.0%	5.33%	Sept	Sep 18, 2031
16	AIBL1STMF	LR GLOBAL	100	8.1	810	11.17	11.8	2.7%	1180	-0.5%	69%	-31%	0.0%	0.00%	March	Jan 09, 2031
17	MBL1STMF	LR GLOBAL	100	7.5	750	11.09	12.2	4.9%	1215	-0.6%	62%	-38%	0.0%	0.00%	March	Feb 07, 2031
18	DBH1STMF	LR GLOBAL	120	6.9	828	10.13	11.7	3.0%	1402	-1.3%	59%	-41%	8.0%	9.41%	June	Feb 06, 2030
19	NCCBLMF1	LR GLOBAL	109	9	977	10.36	11.6	-1.6%	1261	-6.3%	77%	-23%	7.25%	8.15%	Dec	May 23, 2032
20	GREENDELMF	LR GLOBAL	150	7.1	1065	9.99	11.5	5.7%	1727	-1.2%	62%	-38%	8.0%	10.67%	June	Sep 27, 2030
21	ABB1STMF	RACE	241	5.9	1420	11.83	11.2	2.5%	2702	-2.3%	53%	-47%	0.0%	0.0%	June	Jan 10, 2032
22	FBFIF	RACE	780	4.8	3743	11.01	11.1	4.4%	8664	-1.2%	43%	-57%	0.0%	0.0%	June	Feb 21, 2032
23	TRUSTB1MF	RACE	306	5.8	1772	11.35	11.3	2.4%	3459	-2.1%	51%	-49%	0.0%	0.0%	June	Jan 26, 2030
24	POPULAR1MF	RACE	300	4.9	1471	11.50	11.0	2.7%	3315	-1.8%	44%	-56%	0.0%	0.0%	June	Oct 18, 2030
25	IFIC1STMF	RACE	183	5.9	1078	11.23	11.0	4.1%	2018	-2.3%	53%	-47%	0.0%	0.0%	June	Mar 31, 2030
26	1JANATAMF	RACE	291	5.5	1602	11.53	11.1	3.3%	3224	-2.1%	50%	-50%	0.0%	0.0%	June	Sep 19, 2030
27	EBLNBRMF	RACE	225	5.4	1218	11.06	11.2	2.7%	2530	-1.9%	48%	-52%	0.0%	0.0%	June	May 15, 2031
28	PHPMF1	RACE	283	5.2	1473	11.17	11.0	2.5%	3119	-2.0%	47%	-53%	0.0%	0.0%	June	Nov 24, 2030
29	EXIM1STMF	RACE	145	5.9	853	11.36	11.2	4.0%	1619	-1.8%	53%	-47%	0.0%	0.0%	June	Jun 26, 2033
30	EBL1STMF	RACE	146	6.4	933	11.27	11.0	3.2%	1606	-2.0%	58%	-42%	0.0%	0.0%	June	Aug 18, 2029
31	SEMLFBSLGF	SEML	73	8.1	591	11.80	11.9	4.9%	866	-0.6%	68%	-32%	2.5%	6.10%	June	Mar-2029
32	SEMLIBBSF	SEML	100	9.1	908	11.67	10.9	3.3%	1090	-0.7%	83%	-17%	0%	0.00%	June	Feb-2027
33	SEMILECFM	SEML	50	8.1	405	12.28	11.2	4.9%	560	-0.9%	72%	-28%	0%	0.00%	June	Jan-2026
34	VAMLRBBF	VAML	159	8.9	1413	10.96	10.3	1.0%	1630	-2.7%	87%	-13%	0%	0.00%	Dec	Jan-2026
35	VAMLBDMF1	VAML	104	7.7	803	11.51	11.5	0.1%	1194	-3.0%	67%	-33%	0%	0%	Sept	Jan-2026
36	SEBL1STMF	VIPB	100	12.4	1237	12.66	13.7	6.3%	1371	-1.9%	90%	-10%	3.0%	3.23%	June	May-2021
37	NLI1STMF	VIPB	50	13	654	13.53	14.6	6.4%	735	-2.0%	89%	-11%	5.0%	5.21%	June	Feb-2022
MF Industry					38876				62691		62%	-38%				

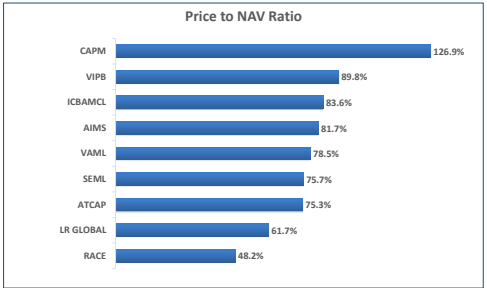
Note: NAV at Market price is taken on the last day NAV value which is declared on the first trading day (Sunday) of the next week. YTD= Year to the date (January 01, 2019 to up to date).



Sl. No.	Fund Managers	Market Cap (BDT mn)	Total NAV (BDT mn)	Price/NAV	Premium/Discount (%)
1	RACE	15,563	32,255	48%	-52%
2	AIMS	3,535	4,330	82%	-18%
3	VIPB	1,892	2,106	90%	-10%
4	LR GLOBAL	6,514	10,564	62%	-38%
5	ICBAMCL	5,120	6,121	84%	-16%
6	VAML	2,216	2,825	78%	-22%
7	CAPM	1,589	1,253	127%	27%
8	SEML	1,904	2,515	76%	-24%
9	ATCAP	544	722	75%	-25%
Total		38,876	62,691	62%	-38%



Taka in



Disclaimer

This document has been prepared by Bank Asia Securities Ltd (BASL) based on publicly available data for information purpose only and does not solicit any action based on the material contained herein and should not be construed as an offer or solicitation to buy or sell or subscribe to any security. Neither BASL nor any of its directors, shareholders, member of the management or employee represents or warrants expressly or impliedly that the information or data of the sources used in the documents are genuine, accurate, complete, authentic and correct. However, all reasonable care has been taken to ensure the accuracy of the contents of this document. BASL or Research & Development Department will not take any responsibility for any decisions made based on the information herein. As this document has been made for the Traders of BASL and strongly prohibited for circulation to any clients, investors or any other persons from outside of BASL.

About Bank Asia Securities Ltd

Bank Asia Securities Limited (BASL) is one of the leading full-service brokerage companies in Bangladesh. The company was formed in 2009 and running its operation as a majority owned subsidiary of Bank Asia Limited. BASL offers full-fledged standard brokerage services for retail, institutional and foreign clients with a dedicated team of skilled professionals. The company is currently providing the brokerage services under the membership of Dhaka Stock Exchange Limited (DSE).

Research Team

Mr. Shariful Alam Chowdhury

Head of Research & Investments

tushar@basl-bd.com, tusharbd@bloomberg.net

Mr. Shohidul Islam

Research Analyst

shohidul@basl-bd.com, shohidulbd@bloomberg.net

BASL Networks

Head Office Hadi Mansion (2nd Floor) 2, Dilkusha Commercial Area Dhaka-1000, Bangladesh Phone: +88-02-9515826-28 Fax: +88-02-9567884	Dhanmondi Branch Meher Plaza (1st Floor), House # 13/A, Road # 05 Dhanmondi, Dhaka - 1207 Phone: +8802-8624874-5	Mirpur Branch Nishi Plaza, plot # 01, Avenue-04, Section-06, Block-C Mirpur, Dhaka - 1216 Phone: +88-02-9013841	Uttara Branch House # 79/A, (4th Floor), Road # 07, Sector # 04 Uttara Model Town, Dhaka-1230 Phone: +88-02-8958371	Banani Branch Nur Empori, Plot # 77 (1st Floor), Road No # 11, Banani, Dhaka-1213 Phone: +8801716180767	Bijoynagar Extension Prime Tower (3rd Floor), 180-181 Dhaka-1213 Phone: +8801716180767	Khulna Branch 28, Sir Iqbal Road (1st Floor) Khulna Phone: +88-041-731208-9
--	---	--	--	--	--	---

For International Trade & Sales, please call at +8801993111666, +880 02 9515826, Ext: 101 at Business hour. For further query, write to us at research@basl-bd.com.