

# BASL Weekly Mutual Fund Review

Hadi mansion (2nd floor) 2, Dilkusha Commercial Area, Dhaka-1000  
info@basl-bd.com, Tel- 9515826-2, www.basl-bd.com

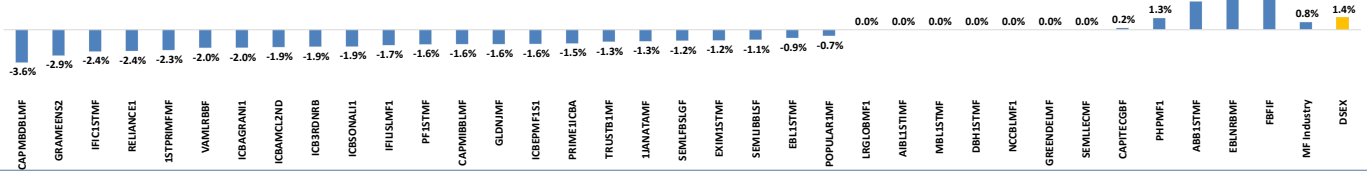


## Listed Close-End Mutual Funds in DSE as on June 18, 2026

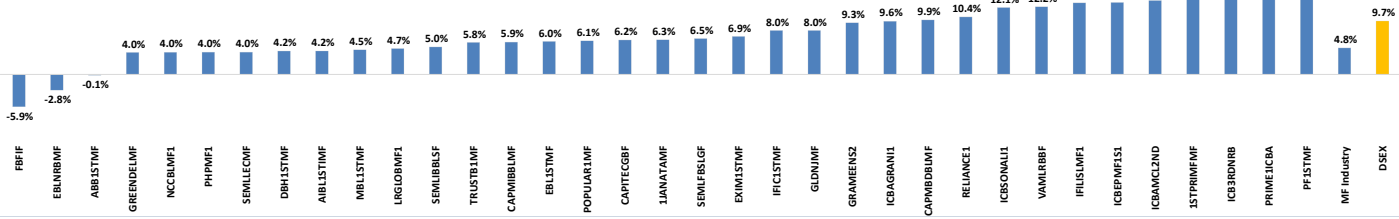
Sl. No.	Funds	AMCs	Units (mn)	Price (BDT)	Market Capitalization (BDT mn)	NAV at Cost Price (BDT)	NAV at Market Price (BDT)	YTD (%) Change	Total NAV (BDT mn)	Weekly NAV Growth (%)	Price/NAV	Premium/Discount (%)	Dividend (%)					Latest Dividend Yield (%)	Year End	Redemption Date
													2021	2022	2023	2024	2025			
1	RELIANCE1	AIMS	61	10.6	641	11.37	11.46	10.4%	693	-2.4%	92%	-8%	10.5%	10.0%	10.0%	4.0%	No Div.	June	Jul 07,2031	
2	GRAMREENS2	AIMS	182	12.7	2316	10.84	16.75	9.3%	3055	-2.9%	76%	-24%	13.0%	15.0%	5.0%	6.5%	7.50%	6.15%	June	September 2, 2028
4	CAPMBDBLMF	CAPM	50	10	501	10.93	8.80	9.9%	441	-3.6%	114%	14%	13.0%	8.0%	6.0%	6.0%	No Div.	June	Jan 12, 2027	
5	CAPMIBBLMF	CAPM	67	9.5	635	11.31	8.14	5.0%	544	-1.6%	117%	17%	13.5%	8.0%	6.0%	6.0%	No Div.	June	Mar 05,2028	
6	CAPITECGBF	CAPITEC	156	7.5	1168	11.00	10.39	6.2%	1618	0.2%	72%	-28%				No Div.	3.30%	4.78%	June	May 3, 2030
7	PF1STMF	ICBAMCL	60	8.5	510	12.12	8.65	14.6%	519	-1.6%	98%	-2%	6.0%	5.0%	3.0%	No Div.	No Div.	June	May 3, 2030	
8	PRIME1ICBA	ICBAMCL	100	4.9	490	12.74	8.56	14.0%	856	-1.5%	57%	-43%	7.5%	5.0%	3.0%	No Div.	No Div.	June	Jan 24,2030	
9	GLDNJMF	ICBAMCL	100	6.5	650	11.29	10.04	8.0%	1004	-1.6%	65%	-35%	0.0%	1.2%	2.5%	No Div.		Dec	September 21, 2032	
10	ICBSONAL1	ICBAMCL	100	5	500	12.47	9.08	12.1%	908	-1.9%	55%	-45%	7.0%	5.0%	2.5%	No Div.	No Div.	June	June 12, 2033	
11	ICBAGRANI1	ICBAMCL	98	7.3	717	12.43	10.03	9.6%	984	-2.0%	73%	-27%	7.0%	9.0%	5.0%	No Div.	No Div.	June	October 8, 2027	
12	ICB3DRNRB	ICBAMCL	100	4.7	470	12.22	8.49	14.0%	849	-1.9%	55%	-45%	7.0%	5.0%	3.0%	No Div.	No Div.	June	May 19, 2030	
13	IFIL1STMF	ICBAMCL	100	4.3	430	11.22	7.59	12.9%	759	-1.7%	57%	-43%	4.0%	4.0%	3.0%	No Div.	No Div.	June	November 10, 2030	
14	ICBEPMF1S1	ICBAMCL	75	6.3	473	12.08	8.25	13.0%	619	-1.6%	76%	-24%	6.0%	5.0%	3.0%	No Div.	No Div.	June	Jan 09, 2030	
15	ICBAMCL2ND	ICBAMCL	50	6.3	315	13.10	9.33	13.4%	467	-1.9%	68%	-32%	8.0%	6.0%	3.0%	No Div.	No Div.	June	Oct 25, 2029	
16	1STPRIMFMF	ICBAMCL	20	22.6	452	15.03	9.30	13.8%	186	-2.3%	243%	143%	10.0%	11.0%	10.0%	No Div.		Dec	Mar 14, 2029	
17	LRGLOBMF1	LR GLOBAL	311	3.5	1089	11.03	8.72	4.7%	2713	0.0%	40%	-60%	15.1%	6.0%	3.0%			Sept	Sep 18, 2031	
18	AIBL1STMF	LR GLOBAL	100	4.2	420	11.28	9.10	4.2%	910	0.0%	46%	-54%	12.3%	10.0%	6.0%	0.6%		March	Jan 09, 2031	
19	MBL1STMF	LR GLOBAL	100	4	400	11.09	8.68	4.5%	868	0.0%	46%	-54%	11.5%	4.3%	0.0%			March	Feb 07, 2031	
20	DBH1STMF	LR GLOBAL	120	4.7	564	10.95	8.61	4.2%	1033	0.0%	55%	-45%	12.0%	7.0%	3.0%			June	Feb 06, 2030	
21	NCCBLMF1	LR GLOBAL	109	4.3	467	11.09	9.32	4.0%	1011	0.0%	46%	-54%	12.0%	6.0%	4.5%			Dec	May 23, 2032	
22	GREENDELMF	LR GLOBAL	150	3.6	540	11.12	8.88	4.0%	1332	0.0%	41%	-59%	12.0%	7.0%	1.5%			June	Sep 27, 2030	
23	ABB1STMF	RACE	241	3.3	794	11.70	7.01	-0.1%	1687	3.1%	47%	-53%	8.0%	7.0%	5.0%	No Div.		June	Jan 10, 2032	
24	FBFIF	RACE	780	3.2	2495	11.43	6.59	-5.9%	5139	11.5%	49%	-51%	4.0%	6.0%	5.0%	No Div.		June	Feb 21, 2032	
25	TRUSTB1MF	RACE	306	3.2	978	11.49	6.76	5.8%	2066	-1.3%	47%	-53%	9.0%	7.0%	5.0%	No Div.		June	Jan 26, 2030	
26	POPULAR1MF	RACE	300	3.2	961	11.47	7.33	6.1%	2201	-0.7%	44%	-56%	8.5%	7.0%	2.5%	No Div.		June	Oct 18, 2030	
27	IFIC1STMF	RACE	183	3.6	658	11.71	7.87	8.0%	1439	-2.4%	46%	-54%	7.5%	7.0%	No Div.	No Div.	June	Mar 31, 2030		
28	1JANATAMF	RACE	291	3.2	932	11.48	6.28	6.3%	1829	-1.3%	51%	-49%	13.0%	7.0%	No Div.	No Div.	June	Sep 19, 2030		
29	EBLNBMF	RACE	225	3.2	722	11.37	6.16	-2.8%	1389	4.7%	52%	-48%	6.0%	11.0%	7.0%	No Div.		June	May 15, 2031	
30	PHPMF1	RACE	283	3.2	906	11.38	6.97	4.0%	1974	1.3%	46%	-54%	8.5%	7.0%	2.0%	No Div.		June	Nov 24, 2030	
31	EXIM1STMF	RACE	145	3.5	506	11.59	7.62	6.9%	1101	-1.2%	46%	-54%	7.5%	7.0%	3.0%	No Div.		June	Jun 26, 2033	
32	EBL1STMF	RACE	146	4	583	11.54	6.57	6.0%	958	-0.9%	61%	-39%	13.0%	6.0%	No Div.	No Div.	June	Aug 18, 2029		
33	SEMIFBSLGF	SEML	73	5.6	408	11.74	9.86	6.5%	719	-1.2%	57%	-43%	15.0%	15.0%	1.0%	No Div.	No Div.	June	November 4, 2028	
34	SEMILBLSGF	SEML	100	6.4	639	11.78	9.93	5.0%	991	-1.1%	64%	-36%	10.0%	6.0%	4.5%	No Div.	No Div.	June	February 11, 2027	
35	SEMILECFM	SEML	50	7.4	370	11.89	10.05	4.0%	503	0.0%	74%	-26%	15.0%	5.0%	5.0%	No Div.	No Div.	June	December 23, 2025	
36	VAMLRBBF	VAML	159	6.9	1095	10.66	9.45	12.2%	1500	-2.0%	73%	-27%	10.0%	No Div.	0.0%	No Div.		Dec	November 15, 2026	
<b>MF Industry</b>					<b>25,795</b>					<b>44,864</b>	<b>57%</b>	<b>-43%</b>								

Note: NAV at Market price is taken on the last day NAV value which is declared on the first trading day (Sunday) of the next week. YTD= Year to the date (January 01, 2025 to up to date).

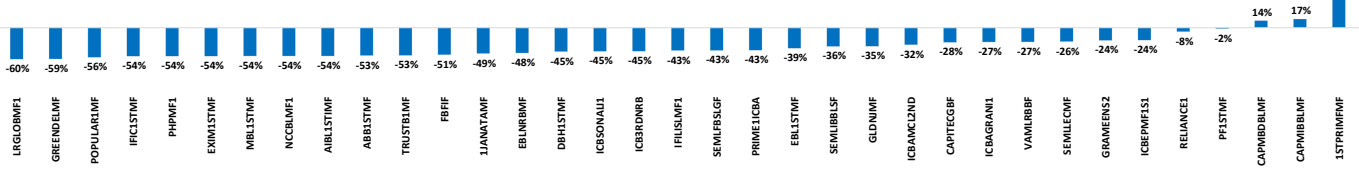
### Weekly NAV Growth(%)



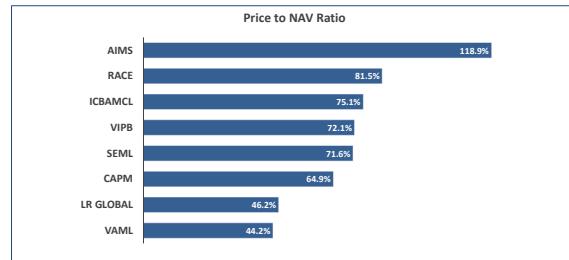
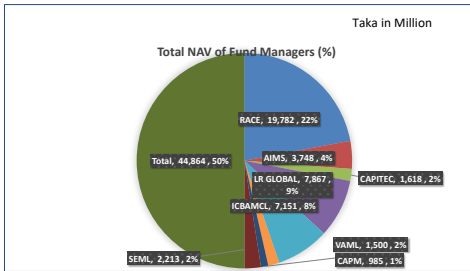
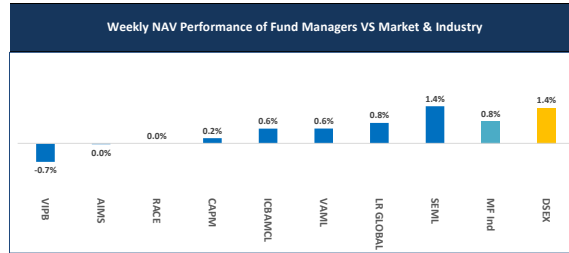
### YTD (%) Change



### Fund Premium/Discount (%)



Sl. No.	Fund Manager	Market Cap (BDT mn)	Total NAV (BDT mn)	Price/NAV	Premium/D iscount (%)
1	RACE	9,535	19,782	48%	-52%
2	AIMS	2,958	3,748	79%	-21%
3	VIPB	1,168	1,618	72%	-28%
4	LR GLOBAL	3,479	7,867	44%	-56%
5	ICBAMCL	5,006	7,151	70%	-30%
6	VAML	1,095	1,500	73%	-27%
7	CAPM	1,136	985	115%	15%
8	SEML	1,417	2,213	64%	-36%
<b>Total</b>		<b>25,795</b>	<b>44,864</b>	<b>57%</b>	<b>-43%</b>



**Disclaimer:** This document has been prepared by Bank Asia Securities Ltd (BASL) based on publicly available data for information purpose only and does not solicit any action based on the material contained herein and should not be construed as an offer or solicitation to buy or sell or subscribe to any security. Neither BASL nor any of its directors, shareholders, member of the management or employee represents or warrants expressly or impliedly that the information or data of the sources used in the documents are genuine, accurate, complete, authentic and correct. However, all reasonable care has been taken to ensure the accuracy of the contents of this document. BASL or Research & Development Department will not take any responsibility for any decisions made based on the information herein. As this document has been made for the Traders of BASL and strongly prohibited for circulation to any clients, investors or any other persons from outside of BASL.

**About Bank Asia Securities Ltd**

Bank Asia Securities Limited (BASL) is one of the leading full-service brokerage companies in Bangladesh. The company was formed in 2009 and running its operation as a majority owned subsidiary of Bank Asia Limited. BASL offers full-fledged standard brokerage services for retail, institutional and foreign clients with a dedicated team of skilled professionals. The company is currently providing the brokerage services under the membership of Dhaka Stock Exchange Limited (DSE).

**BASL Research Team**

Mr. Shariful Alam Chowdhury  
Head of Research & Investments [tusher@basl-bd.com](mailto:tusher@basl-bd.com)

Mr. Shohidul Islam  
Research Analyst [shohidul@basl-bd.com](mailto:shohidul@basl-bd.com)

Mr. Kawser Mohammad Emon  
Research Associate [emon@basl-bd.com](mailto:emon@basl-bd.com)

Supervised By:  
Mr. Sumon Das, Chief Executive Officer

**BASL Network**

<b>Head Office</b> Hadi Mansion (2nd Floor) 2, Dhaksha Commercial Area Dhaka-1000, Bangladesh Phone: +88-02-953526-28 E-mail: info@basl-bd.com	<b>Dharmondi Branch</b> Meher Plaza (1st Floor), House # 32B, Road # 65 Dharmondi, Dhaka - 1207 Phone: +8802 44611923 24 E-mail: info@basl-bd.com	<b>Mirpur Branch</b> Nishi Plaza, plot # 01, Avenue-04, Section-06, Block C Mirpur, Dhaka - 1216 Phone: +8802 58055449, 48023440	<b>Uttara Branch</b> House # 79/A, (4th Floor), Road # 07, Sector # 04 Uttara Mohol Tower, Dhaka-1230 Phone: +88-02-4992308,49956311	<b>Banani Branch</b> Nur Empori, Plot # 77 (1st Floor), Road, No # 11, Banani, Dhaka-1213 Phone: +8802883615, 8888494	
<b>Nikunja Branch</b> DSE Tower, Level 10, Road# 200, Mirpur-11, Dhaka-1229 Phone: +8809666702070	<b>Chattogram Branch</b> Bank Asa Shuban (3rd Floor) 39, Agrabad Commercial Area Chattogram-6001 Tel : +8801730338091	<b>Khulna Branch</b> 28, Sirajuddaula Road (1st Floor) Khulna Phone: +88-041-731208-9	<b>Bogura Digital Booth</b> Jamal Shopping Center (3rd Floor), 286/325 Rangpur Road, Bogura City Corporation, Bogura Sadar, Bogura.	<b>Rajshahi Digital Booth</b> Chamber Shubon(2nd Floor), Canton Road, Alskar Moor, Rajshahi-6100.	<b>Cumilla Digital Booth</b> Chandrabu Plaza-2(2nd Floor) holding # 46/46C, Max Coura, Cumilla City Corporation,(near#49) Cumilla.