

BASL Weekly Mutual Fund Review

Hadi mansion (7th floor) 2, Dilkusha Commercial Area, Dhaka-1000
info@basl-bd.com, Tel- 9515826-2, www.basl-bd.com



Listed Close-End Mutual Funds in DSE as on July 25, 2019

Sl. No.	Funds	AMCs	Units (mn)	Price (BDT)	Market Capitalization (BDT mn)	NAV at Market (BDT)	YTD (%) Change	Total NAV (BDT mn)	Weekly NAV Growth (%)	Price/NAV	Premium/Discount (%)	Latest Dividend (%)	Latest Dividend Yield (%)	Year End	Redemption Date
1	RELANCE1	AIMS	61	10.7	647	13.3	1.3%	804	0.1%	81%	-19%	11%	10.38%	June	Jul-21
2	GRAMSENS2	AIMS	182	14.5	2645	19.1	2.7%	3482	0.4%	76%	-24%	12%	7.02%	June	Jan-19
3	ATCSLGF	ATCAP	62	12.5	772	12.7	0.7%	782	1.7%	99%	-1%	12.0%	11.11%	June	Apr-25
4	CAPMBDBLMF	CAPM	50	10.5	526	9.9	-1.9%	498	0.1%	106%	6%	7%	8.97%	June	Jan-27
5	CAPMIBBLMF	CAPM	67	11.5	769	10.4	-1.2%	697	-0.4%	110%	10%	-	-	June	Jan-28
6	PF1STMF	ICBAMCL	60	10.3	618	7.5	-3.2%	449	-1.4%	138%	38%	5%	7.69%	June	May-20
7	PRIME1ICBA	ICBAMCL	100	8	800	7.9	-1.0%	792	-1.0%	101%	1%	7%	10.14%	June	Jan-20
8	ICBSONALI1	ICBAMCL	100	9	900	8.7	-0.6%	865	-1.1%	104%	4%	7.0%	8.43%	June	Jun-23
9	ICBAGRANI1	ICBAMCL	98	9.7	952	9.2	-1.6%	900	1.3%	106%	6%	5.5%	7.86%	June	Oct-27
10	ICB3RDNRB	ICBAMCL	100	6.5	650	7.1	-3.5%	709	0.0%	92%	-8%	5%	5.00%	June	May-20
11	IFILISLMF1	ICBAMCL	100	7.6	760	8.0	-4.1%	803	-1.0%	95%	-5%	9%	11.54%	June	Nov-20
12	ICBEPMF1S1	ICBAMCL	75	6.9	518	7.0	-3.6%	526	-1.7%	98%	-2%	5.5%	8.33%	June	Jan-19
13	ICBAMCL2ND	ICBAMCL	50	8.9	445	8.2	-3.6%	411	-1.7%	108%	8%	6%	8.00%	June	Oct-19
14	1STPRIMFMF	ICBAMCL	20	16.1	322	10.1	-12.0%	202	-2.2%	160%	60%	8.5%	7.46%	Dec	Mar-29
15	LRGLOBMF1	LR GLOBAL	311	7.7	2395	10.7	0.8%	3335	0.2%	72%	-28%	7.8%	6.94%	Sept	Sep-21
16	AIBL1STMF	LR GLOBAL	100	8	800	10.1	-7.7%	1010	0.0%	79%	-21%	8%	9.40%	March	Jan-21
17	MBL1STMF	LR GLOBAL	100	7.9	790	10.4	-6.2%	1043	0.0%	76%	-24%	8%	8.90%	March	Feb-21
18	DBH1STMF	LR GLOBAL	120	9.4	1128	11.0	0.7%	1318	0.1%	86%	-14%	9%	11.25%	June	Feb-20
19	NCCBLMF1	LR GLOBAL	109	8.3	901	10.4	-5.6%	1133	0.1%	80%	-20%	6%	8.70%	Dec	May-32
20	GREENDELMF	LR GLOBAL	150	8.7	1305	10.9	0.3%	1640	0.3%	80%	-20%	9%	10.34%	June	Sep-20
21	ABB1STMF	RACE	241	5.4	1299	10.9	-3.6%	2615	0.6%	50%	-50%	8%R,2%	3.33%	June	Jan-22
22	FBFIF	RACE	780	5.1	3977	10.8	-0.4%	8414	0.2%	47%	-53%	7%R,2%	3.70%	June	Feb-22
23	TRUSTB1MF	RACE	306	5.7	1742	10.8	-2.5%	3294	0.2%	53%	-47%	8%R,2%	3.28%	June	Jan-20
24	POPULAR1MF	RACE	300	5.4	1621	10.7	-1.2%	3222	0.3%	50%	-50%	5.5%R,2%	3.51%	June	Oct-20
25	IFIC1STMF	RACE	183	5.5	1005	10.6	-1.8%	1939	0.0%	52%	-48%	5%R,2%	3.51%	June	Mar-20
26	1JANATAMF	RACE	291	5.6	1631	10.7	-0.6%	3125	0.5%	52%	-48%	6%R,2%	3.23%	June	Sep-20
27	EBLNRBMF	RACE	225	6	1353	10.7	-0.3%	2408	0.5%	56%	-44%	7%R,2%	3.39%	June	May-21
28	PHPMF1	RACE	283	5.9	1671	10.6	-0.1%	3006	0.4%	56%	-44%	6%R,3%	4.84%	June	Nov-20
29	EXIM1STMF	RACE	145	6.9	997	10.7	-4.1%	1539	0.5%	65%	-35%	9%R,2%	2.99%	June	Jun-23
30	EBL1STMF	RACE	146	7.6	1108	10.5	-2.2%	1536	0.4%	72%	-28%	8%R,2%	2.67%	June	Aug-19
31	SEMLFBSLGF	SEML	73	44.4	3239	10.6	0.7%	775	0.0%	418%	318%	-	-	June	Mar-29
32	SEMLIBLSF	SEML	100	16.2	1617	10.3	-1.2%	1028	-0.1%	157%	57%	4.0%	4.65%	June	Feb-27
33	SEMLLECMF	SEML	50	12.5	625	10.5	-0.1%	525	0.9%	119%	19%	7%	8.33%	June	Jan-26
34	VAMLRBBF	VAML	159	10.7	1699	10.6	-2.0%	1681	5.2%	101%	1%	5%	6.25%	Sept	Jan-26
35	VAMLBDMF1	VAML	104	9.9	1033	11.7	10.2%	1223	7.5%	84%	-16%	7.5%	7.58%	Sept	Jan-26
36	SEBL1STMF	VIPB	100	12.4	1237	14.3	5.3%	1422	3.3%	87%	-13%	13.0%	9.42%	June	May-21
37	NLI1STMF	VIPB	50	15	755	15.3	5.3%	769	3.2%	98%	-2%	14%	9.72%	June	Feb-22
MF Industry					45252			59917		76%	-24%				

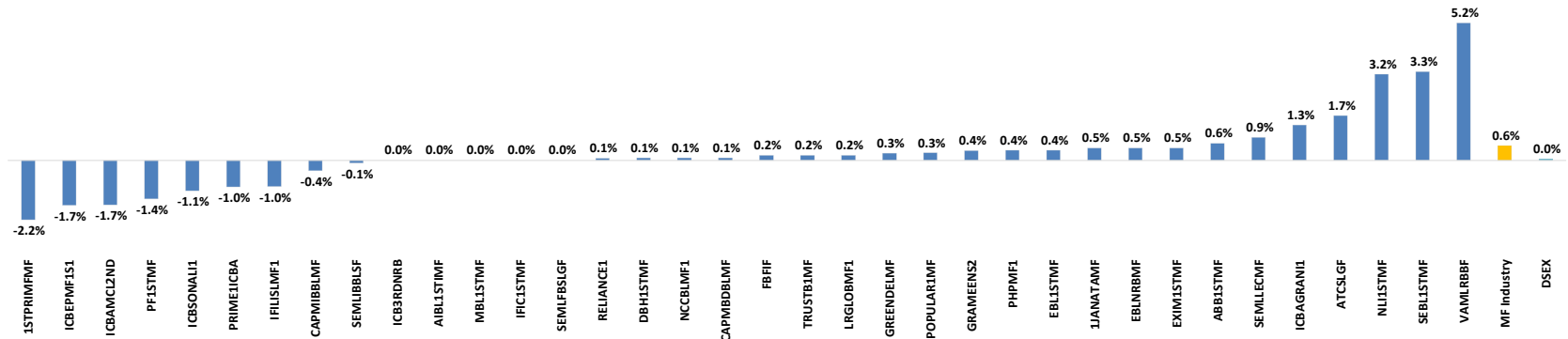
Note: NAV at Market price is taken on the last day NAV value which is declared on the first trading day (Sunday) of the next week. YTD= Year to the date (January 01, 2019 to up to date).

BASL Weekly Mutual Fund Review

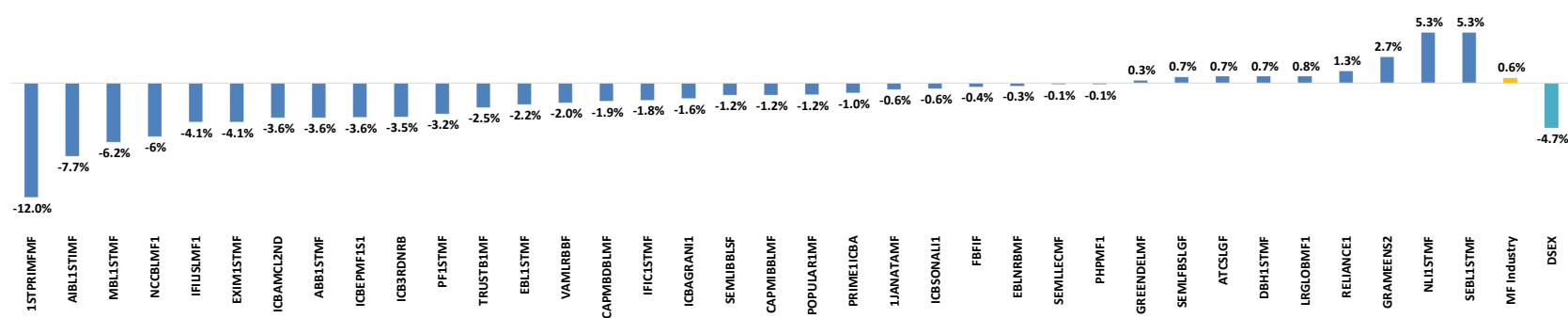
Hadi mansion (7th floor) 2, Dilkusha Commercial Area, Dhaka-1000
info@basl-bd.com, Tel- 9515826-2, www.basl-bd.com



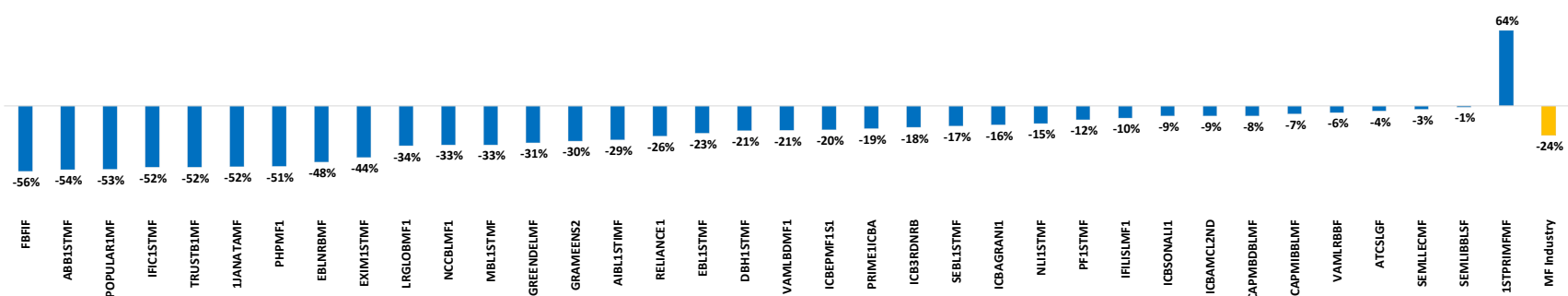
Weekly NAV Growth(%)



YTD (%) Change



Fund Premium/Discount (%)

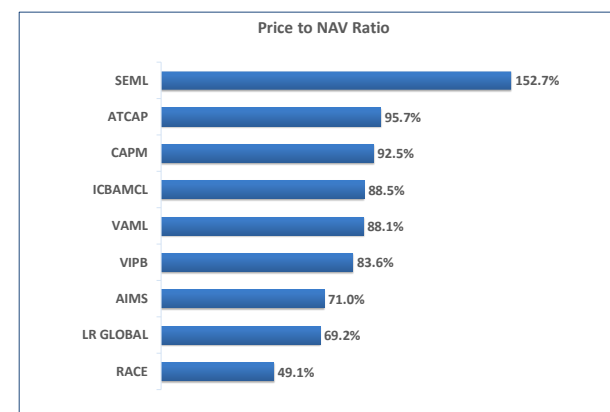
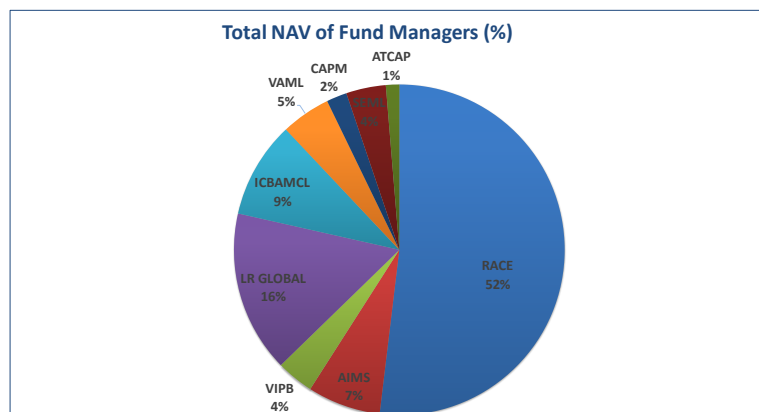
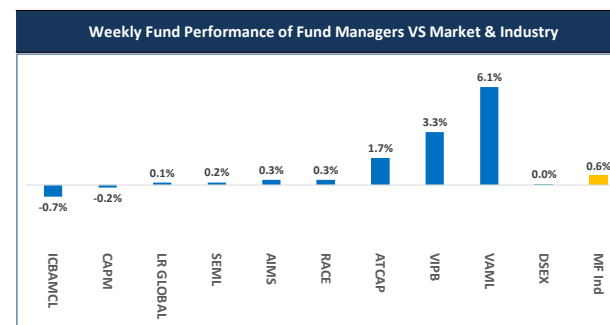


BASL Weekly Mutual Fund Review

Hadi mansion (7th floor) 2, Dilkusha Commercial Area, Dhaka-1000
info@basl-bd.com, Tel- 9515826-2, www.basl-bd.com



Sl. No.	Fund Managers	Market Cap (BDT mn)	Total NAV (BDT mn)	Price/NAV	Premium/Discount (%)
1	RACE	16,405	31,099	53%	-47%
2	AIMS	3,292	4,286	77%	-23%
3	VIPB	1,992	2,191	91%	-9%
4	LR GLOBAL	7,319	9,478	77%	-23%
5	ICBAMCL	5,965	5,656	105%	5%
6	VAML	2,731	2,904	94%	-6%
7	CAPM	1,295	1,194	108%	8%
8	SEML	5,480	2,328	235%	135%
9	ATCAP	772	782	99%	-1%
Total		45,252	59,917	76%	-24%



Disclaimer: This document has been prepared by Bank Asia Securities Ltd (BASL) based on publicly available data for information purpose only and does not solicit any action based on the material contained herein and should not be construed as an offer or solicitation to buy or sell or subscribe to any security. Neither BASL nor any of its directors, shareholders, member of the management or employee represents or warrants expressly or impliedly that the information or data of the sources used in the documents are genuine, accurate, complete, authentic and correct. However all reasonable care has been taken to ensure the accuracy of the contents of this document. BASL or Research & Development Department will not take any responsibility for any decisions made based on the information herein. As this document has been made for the Traders of BASL and strongly prohibitate for circulation to any clients, investors or any other persons from outside of BASL.

BASL Weekly Mutual Fund Review

Hadi mansion (7th floor) 2, Dilkusha Commercial Area, Dhaka-1000
info@basl-bd.com, Tel- 9515826-2, www.basl-bd.com



About Bank Asia Securities (BASL)

Bank Asia Securities Limited (BASL) is one of the leading full-service brokerage companies in Bangladesh. The company was formed in 2009 and running its operation as a majority owned subsidiary of Bank Asia Limited. BASL offers full-fledged standard brokerage services for retail, institutional and foreign clients with a dedicated team of skilled professionals. The company is currently providing the brokerage services under the membership of Dhaka Stock Exchange Limited (DSE).

BASL Research Team

Mr. Shariful Alam Chowdhury
Head of Research & Investments

tushar@basl-bd.com, tusharbd@bloomberg.net

Mr. Shohidul Islam
Research Analyst

shohidul@basl-bd.com, shohidulbd@bloomberg.net

Ms. Tanzin Naher
Research Associate

tanzin@basl-bd.com

BASL Branches

Head Office Hadi Mansion (7th Floor) 2, Dilkusha Commercial Area Dhaka-1000, Bangladesh Phone: +88-02-9515826-28 Fax: +88-02-9567884	Modhumita Extension Office 158-160 Modhumita Building (5th Floor) Motijheel C/A, Dhaka-1000 Phone: +88-01819118893	Dhanmondi Branch Meher Plaza (1st Floor), House # 13/A, Road # 05 Dhanmondi, Dhaka - 1207 Phone: +8802-8624874-5	Mirpur Branch Nishi Plaza, plot # 01, Avenue-04, Section-06, Block-C Mirpur, Dhaka - 1216 Phone: +88-02-9013841	Uttara Branch House # 79/A, (4th Floor), Road # 07, Sector # 04 Uttara Model Town, Dhaka- 1230 Phone: +88-02-8958371	Banani Branch Nur Empori, Plot # 77 (1st Floor), Road No # 11, Banani, Dhaka-1213 Phone: +8801716180767	Khulna Branch 28, Sir Iqbal Road (1st Floor) Khulna Phone: +88-041-731208-9
--	---	---	---	--	---	---

For International Trade & Sales, Please call at +8801993111666, +880 02 9515826, Ext:101 at Business hour.

For further query, write to us at research@basl-bd.com.