

# BASL Weekly Mutual Fund Review

Hadi mansion (7th floor) 2, Dilkusha Commercial Area, Dhaka-1000  
info@basl-bd.com, Tel- 9515826-2, www.basl-bd.com

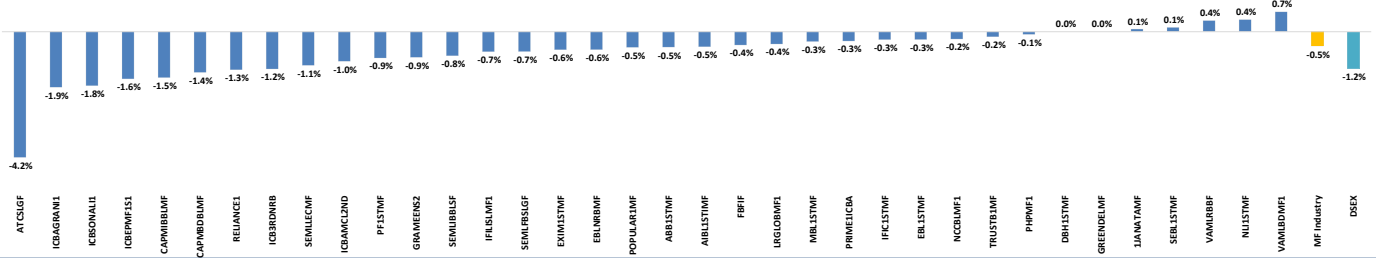


## Listed Close-End Mutual Funds in DSE as on January 21, 2020

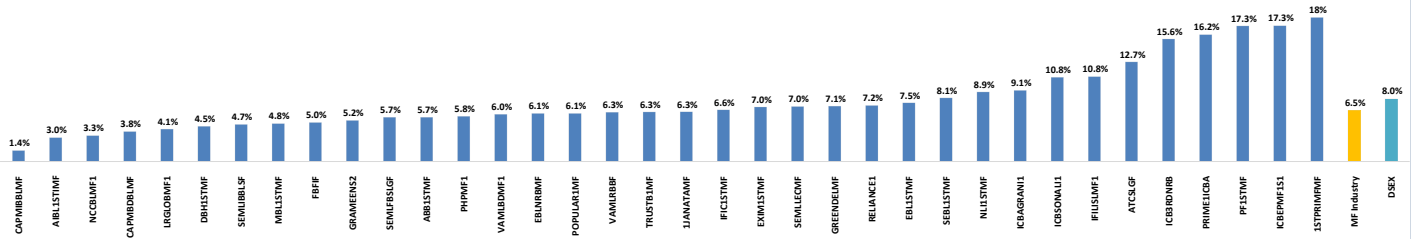
Sl. No.	Funds	AMCs	Units (mn)	Price (BDT)	Market Capitalization (BDT mn)	NAV at Cost Price (BDT)	NAV at Market Price (BDT)	YTD (%) Change	Total NAV (BDT mn)	Weekly NAV Growth (%)	Price/NAV	Premium/D iscount (%)	Latest Dividend (%)	Latest Dividend Yield (%)	Year End	Redemption Date
1	RELIANCE1	AIMS	61	12.9	780	11.38	13.9	7.2%	843	-1.3%	93%	-7%	0.0%	0.00%	June	Jul 21, 2021
2	GRAMSEEN2	AIMS	182	18.4	3356	11.17	19.7	5.2%	3590	-0.9%	93%	-7%	7.0%	6.31%	June	Sep-2023
3	ATCSLGF	ATCAP	62	10.7	661	11.40	12.8	12.7%	788	-4.2%	84%	-16%	0.0%	0.00%	June	Mar 30, 2025
4	CAPMBDBLMF	CAPM	50	11.3	566	11.53	10.9	3.8%	545	-1.4%	104%	4%	0.0%	0.00%	June	Jan 12, 2027
5	CAPMIBBLMF	CAPM	67	26.7	1785	11.39	10.9	1.4%	729	-1.5%	245%	145%	0.0%	0.00%	June	Mar 05, 2028
6	PF1STMF	ICBAMCL	60	8.5	510	11.89	9.0	17.3%	541	-0.9%	94%	-6%	5.0%	6.49%	June	May-2020
7	PRIME1ICBA	ICBAMCL	100	7.2	720	11.99	9.5	16.2%	954	-0.3%	75%	-25%	5.0%	6.49%	June	Jan 24, 2030
8	ICBSONAL1	ICBAMCL	100	8.3	830	11.63	9.8	10.8%	978	-1.8%	85%	-15%	5.0%	6.58%	June	Jun-2023
9	ICBAGRAN1	ICBAMCL	98	8.3	815	11.07	10.6	9.1%	1037	-1.9%	79%	-21%	5.0%	8.06%	June	Oct-2027
10	ICB3RDNRB	ICBAMCL	100	6.7	670	11.69	8.7	15.6%	872	-1.2%	77%	-23%	5.0%	9.43%	June	May-2020
11	IFILUSIMF1	ICBAMCL	100	6.9	690	10.93	8.9	10.8%	890	-0.7%	78%	-22%	4.0%	7.14%	June	10-Nov-2030
12	ICBEPMF1S1	ICBAMCL	75	7.4	555	11.80	8.7	17.3%	655	-1.6%	85%	-15%	5.0%	8.06%	June	Jan 09, 2030
13	ICBAMCL2ND	ICBAMCL	50	8.5	425	13.58	10.0	18.4%	502	-1.0%	85%	-15%	5.0%	8.06%	June	Oct 25, 2029
14	1STPRIMFMF	ICBAMCL	20	21.2	424	18.31	13.6	18.4%	272	0.7%	156%	56%	7.0%	5.83%	Dec	Mar 14, 2029
15	LRGLOBALMF1	LR GLOBAL	311	7.2	2240	10.98	12.1	4.1%	3758	-0.4%	60%	-40%	5.0%	6.94%	Sept	Sep 18, 2031
16	AIBL1STMF	LR GLOBAL	100	10.1	1010	11.17	11.8	3.0%	1184	-0.5%	85%	-15%	8.0%	9.40%	March	Jan 09, 2031
17	MBL1STMF	LR GLOBAL	100	7.9	790	11.09	12.1	4.8%	1214	-0.3%	65%	-35%	8.0%	8.90%	March	Feb 07, 2031
18	DBH1STMF	LR GLOBAL	120	7.2	864	10.14	11.9	4.5%	1422	0.0%	61%	-39%	8.0%	9.41%	June	Feb 06, 2030
19	NCCBLMF1	LR GLOBAL	109	9.2	998	11.09	12.2	3.3%	1324	-0.2%	75%	-25%	0.0%	0.00%	Dec	May 23, 2032
20	GREENDELMF	LR GLOBAL	150	8.2	1230	10.00	11.7	7.1%	1749	0.0%	70%	-30%	8.0%	10.67%	June	Sep 27, 2030
21	ABB1STMF	RACE	241	6.5	1564	11.75	11.6	5.7%	2786	-0.5%	56%	-44%	0.0%	0.0%	June	Jan 10, 2032
22	FBFIF	RACE	780	5.6	4367	10.85	11.2	5.0%	8710	-0.4%	50%	-50%	0.0%	0.0%	June	Feb 21, 2032
23	TRUSTB1MF	RACE	306	6.4	1956	11.22	11.8	6.3%	3594	-0.2%	54%	-46%	0.0%	0.0%	June	Jan 26, 2030
24	POPULAR1MF	RACE	300	5.7	1712	11.14	11.4	6.1%	3426	-0.5%	50%	-50%	0.0%	0.0%	June	Oct 18, 2030
25	IFIC1STMF	RACE	183	6.8	1243	11.16	11.3	6.6%	2067	-0.3%	60%	-40%	0.0%	0.0%	June	Mar 31, 2030
26	1JANATAMF	RACE	291	6.4	1864	11.38	11.4	6.3%	3320	0.1%	56%	-44%	0.0%	0.0%	June	Sep 19, 2030
27	EBLNRMF	RACE	225	6.3	1420	10.98	11.6	6.1%	2613	-0.6%	54%	-46%	0.0%	0.0%	June	May 15, 2031
28	PHPMF1	RACE	283	5.8	1643	11.03	11.4	5.8%	3218	-0.1%	51%	-49%	0.0%	0.0%	June	Nov 24, 2030
29	EXIM1STMF	RACE	145	6.8	983	11.23	11.5	7.0%	1665	-0.6%	59%	-41%	0.0%	0.0%	June	Jun 26, 2033
30	EBL1STMF	RACE	146	7	1020	11.20	11.5	7.5%	1673	-0.3%	61%	-39%	0.0%	0.0%	June	Aug 18, 2029
31	SEMLFBSLGF	SEML	73	9.5	693	11.60	12.0	5.7%	872	-0.7%	79%	-21%	2.5%	6.10%	June	Mar-2029
32	SEMLIBBLF	SEML	100	11.4	1138	11.56	11.1	4.7%	1105	-0.8%	103%	3%	0%	0.00%	June	Feb-2027
33	SEMILECFM	SEML	50	10	500	12.05	11.4	7.0%	572	-1.1%	87%	-13%	0%	0.00%	June	Jan-2026
34	VAMLRBBF	VAML	159	11	1746	10.91	10.8	6.3%	1716	0.4%	102%	2%	0%	0.00%	Dec	Jan-2026
35	VAMLBDMF1	VAML	104	9	939	11.43	12.1	6.0%	1265	0.7%	74%	-26%	0%	0%	Sept	Jan-2026
36	SEBL1STMF	VIPB	100	12.5	1247	12.13	14.0	8.1%	1395	0.1%	89%	-11%	3.0%	3.23%	June	May-2021
37	NLI1STMF	VIPB	50	13.3	669	13.01	15.0	8.9%	752	0.4%	89%	-11%	5.0%	5.21%	June	Feb-2022
<b>MF Industry</b>					<b>44624</b>				<b>64596</b>		<b>69%</b>	<b>-31%</b>				

Note: NAV at Market price is taken on the last day NAV value which is declared on the first trading day (Sunday) of the next week. YTD= Year to the date (January 01, 2019 to up to date).

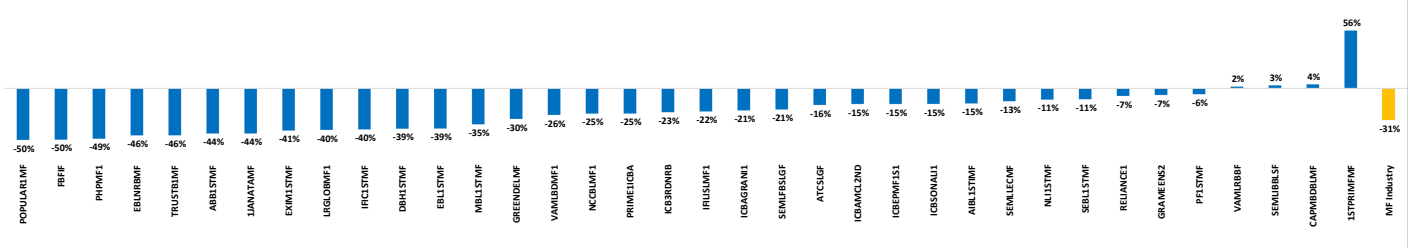
Weekly NAV Growth(%)



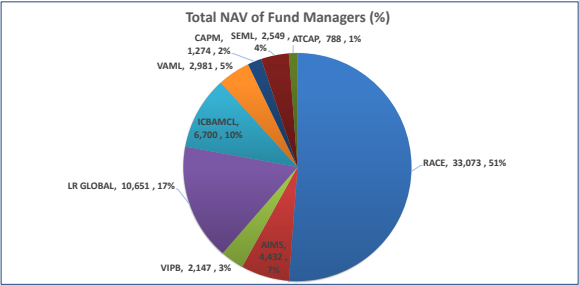
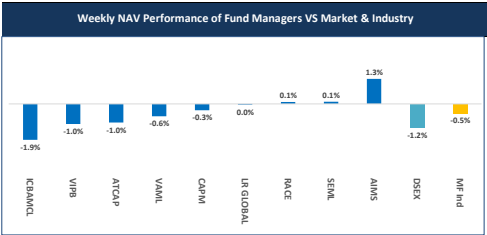
YTD (%) Change



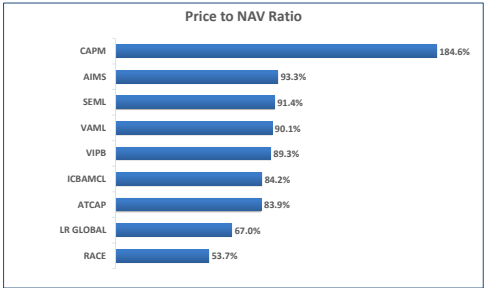
Fund Premium/Discount (%)



Sl. No.	Fund Managers	Market Cap (BDT mn)	Total NAV (BDT mn)	Price/NAV	Premium/Discount (%)
1	RACE	17,772	33,073	54%	-46%
2	AIMS	4,137	4,432	93%	-7%
3	VIPB	1,917	2,147	89%	-11%
4	LR GLOBAL	7,132	10,651	67%	-33%
5	ICBAMCL	5,639	6,700	84%	-16%
6	VAML	2,685	2,981	90%	-10%
7	CAPM	2,351	1,274	185%	85%
8	SEML	2,331	2,549	91%	-9%
9	ATCAP	661	788	84%	-16%
Total		44,624	64,596	69%	-31%



Taka in



## Disclaimer

*This document has been prepared by Bank Asia Securities Ltd (BASL) based on publicly available data for information purpose only and does not solicit any action based on the material contained herein and should not be construed as an offer or solicitation to buy or sell or subscribe to any security. Neither BASL nor any of its directors, shareholders, member of the management or employee represents or warrants expressly or impliedly that the information or data of the sources used in the documents are genuine, accurate, complete, authentic and correct. However, all reasonable care has been taken to ensure the accuracy of the contents of this document. BASL or Research & Development Department will not take any responsibility for any decisions made based on the information herein. As this document has been made for the Traders of BASL and strongly prohibited for circulation to any clients, investors or any other persons from outside of BASL.*

## About Bank Asia Securities Ltd

Bank Asia Securities Limited (BASL) is one of the leading full-service brokerage companies in Bangladesh. The company was formed in 2009 and running its operation as a majority owned subsidiary of Bank Asia Limited. BASL offers full-fledged standard brokerage services for retail, institutional and foreign clients with a dedicated team of skilled professionals. The company is currently providing the brokerage services under the membership of Dhaka Stock Exchange Limited (DSE).

## Research Team

---

Mr. Shariful Alam Chowdhury

Head of Research & Investments

tushar@basl-bd.com, tusharbd@bloomberg.net

---

Mr. Shohidul Islam

Research Analyst

shohidul@basl-bd.com, shohidulbd@bloomberg.net

## BASL Networks

<b>Head Office</b> Hadi Mansion (2nd Floor) 2, Dilkusha Commercial Area Dhaka-1000, Bangladesh Phone: +88-02-9515826-28 Fax: +88-02-9567884	<b>Dhanmondi Branch</b> Meher Plaza (1st Floor), House # 13/A, Road # 05 Dhanmondi, Dhaka - 1207 Phone: +8802-8624874-5	<b>Mirpur Branch</b> Nishi Plaza, plot # 01, Avenue-04, Section-06, Block-C Mirpur, Dhaka - 1216 Phone: +88-02-9013841	<b>Uttara Branch</b> House # 79/A, (4th Floor), Road # 07, Sector # 04 Uttara Model Town, Dhaka-1230 Phone: +88-02-8958371	<b>Banani Branch</b> Nur Empori, Plot # 77 (1st Floor), Road No # 11, Banani, Dhaka-1213 Phone: +8801716180767	<b>Bijoynagar Extension</b> Prime Tower (3rd Floor), 180-181 Dhaka-1213 Phone: +8801716180767	<b>Khulna Branch</b> 28, Sir Iqbal Road (1st Floor) Khulna Phone: +88-041-731208-9
--	---	--	--	--	--	---

For International Trade & Sales, please call at +8801993111666, +880 02 9515826, Ext: 101 at Business hour. For further query, write to us at research@basl-bd.com.