

BASL Weekly Mutual Fund Review

Hadi mansion (7th floor) 2, Dilkusha Commercial Area, Dhaka-1000
info@basl-bd.com, Tel- 9515826-2, www.basl-bd.com

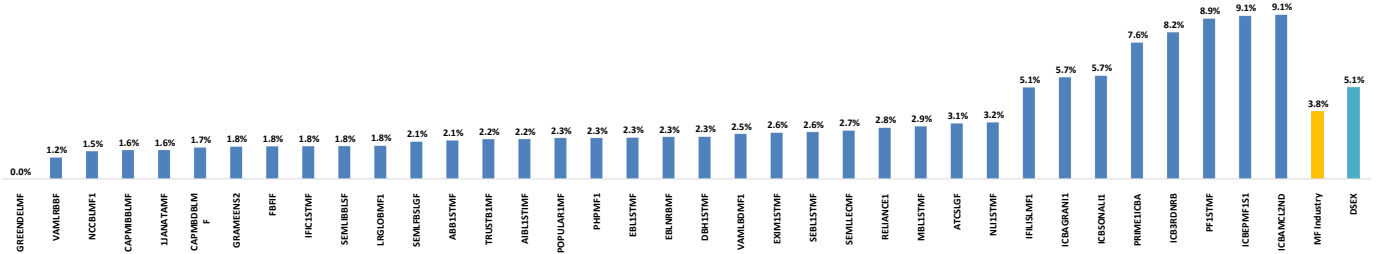


Listed Close-End Mutual Funds in DSE as on January 14, 2020

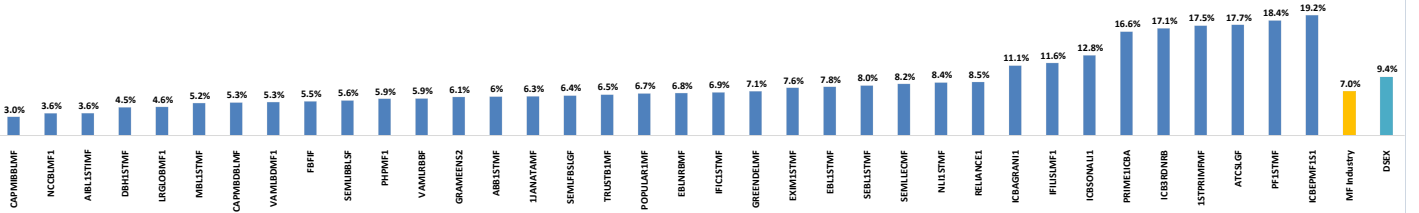
Sl. No.	Funds	AMCs	Units (mn)	Price (BDT)	Market Capitalization (BDT mn)	NAV at Cost Price (BDT)	NAV at Market Price (BDT)	YTD (%) Change	Total NAV (BDT mn)	Weekly NAV Growth (%)	Price/NAV	Premium/D iscount (%)	Latest Dividend (%)	Latest Dividend Yield (%)	Year End	Redemption Date
1	RELIANCE1	AIMS	61	13.2	799	11.39	14.1	8.5%	854	3.8%	94%	-6%	0.0%	0.00%	June	Jul 21, 2021
2	GRAMSEEN2	AIMS	182	18.6	3393	11.17	19.9	6.1%	3621	3.1%	94%	-6%	7.0%	6.31%	June	Sep-2023
3	ATCSLGF	ATCAP	62	10.8	667	11.12	13.3	17.7%	823	11.5%	81%	-19%	0.0%	0.00%	June	Mar 30, 2025
4	CAPMBDBLMF	CAPM	50	11.4	571	11.50	11.0	5.3%	552	2.6%	103%	3%	0.0%	0.00%	June	Jan 12, 2027
5	CAPMIBBLMF	CAPM	67	26.2	1752	11.37	11.1	3.0%	740	1.0%	237%	137%	0.0%	0.00%	June	Mar 05, 2028
6	PF1STMF	ICBAMCL	60	8.8	528	11.90	9.1	18.4%	545	10.7%	97%	-3%	5.0%	6.49%	June	May-2020
7	PRIME1ICBA	ICBAMCL	100	7.4	740	11.97	9.6	16.6%	957	8.7%	77%	-23%	5.0%	6.49%	June	Jan 24, 2030
8	ICBSONAL1	ICBAMCL	100	8.6	860	11.60	10.0	12.8%	996	6.4%	86%	-14%	5.0%	6.58%	June	Jun-2023
9	ICBAGRANI1	ICBAMCL	98	8.9	874	11.10	10.8	11.1%	1057	6.0%	83%	-17%	5.0%	8.06%	June	Oct-2027
10	ICB3RDNRB	ICBAMCL	100	6.8	680	11.72	8.8	17.1%	883	10.1%	77%	-23%	5.0%	9.43%	June	May-2020
11	IFILUS1MF	ICBAMCL	100	7.1	710	11.06	9.0	11.6%	896	6.4%	79%	-21%	4.0%	7.14%	June	10-Nov-2030
12	ICBEPMF1S1	ICBAMCL	75	7.5	563	11.80	8.9	19.2%	665	11.2%	85%	-15%	5.0%	8.06%	June	Jan 09, 2030
13	ICBAMCL2ND	ICBAMCL	50	8.5	425	13.60	10.1	19.6%	507	10.8%	84%	-16%	5.0%	8.06%	June	Oct 25, 2029
14	1STPRIMFMF	ICBAMCL	20	21.3	426	18.08	13.5	17.5%	270	9.2%	158%	58%	7.0%	5.83%	Dec	Mar 14, 2029
15	LRGLOBALMF1	LR GLOBAL	311	7.4	2302	10.98	12.1	4.6%	3773	2.7%	61%	-39%	5.0%	6.94%	Sept	Sep 18, 2031
16	AIBL1STMF	LR GLOBAL	100	11	1100	11.16	11.9	3.6%	1190	1.6%	92%	-8%	8.0%	9.40%	March	Jan 09, 2031
17	MBL1STMF	LR GLOBAL	100	8.1	810	10.53	12.2	5.2%	1218	2.7%	67%	-33%	8.0%	8.90%	March	Feb 07, 2031
18	DBH1STMF	LR GLOBAL	120	7.4	888	10.14	11.9	4.5%	1422	4.5%	62%	-38%	8.0%	9.41%	June	Feb 06, 2030
19	NCCBLMF1	LR GLOBAL	109	9.3	1009	11.09	12.2	3.6%	1327	2.4%	76%	-24%	0.0%	0.00%	Dec	May 23, 2032
20	GREENDELMF	LR GLOBAL	150	8.3	1245	10.00	11.7	7.1%	1749	4.6%	71%	-29%	8.0%	10.67%	June	Sep 27, 2030
21	ABB1STMF	RACE	241	6.7	1612	11.75	11.6	6.2%	2801	2.3%	58%	-42%	0.0%	0.0%	June	Jan 10, 2032
22	FBFIF	RACE	780	5.7	4445	10.84	11.2	5.5%	8749	3.1%	51%	-49%	0.0%	0.0%	June	Feb 21, 2032
23	TRUSTB1MF	RACE	306	6.6	2017	11.22	11.8	6.5%	3600	3.8%	56%	-44%	0.0%	0.0%	June	Jan 26, 2030
24	POPULAR1MF	RACE	300	5.9	1772	11.38	11.5	6.7%	3444	2.9%	51%	-49%	0.0%	0.0%	June	Oct 18, 2030
25	IFIC1STMF	RACE	183	7.2	1316	11.16	11.3	6.9%	2073	3.1%	63%	-37%	0.0%	0.0%	June	Mar 31, 2030
26	1JANATAMF	RACE	291	6.6	1922	11.38	11.4	6.3%	3317	2.5%	58%	-42%	0.0%	0.0%	June	Sep 19, 2030
27	EBLNRBMF	RACE	225	6.4	1443	10.98	11.7	6.8%	2629	3.2%	55%	-45%	0.0%	0.0%	June	May 15, 2031
28	PHPMF1	RACE	283	6.1	1728	11.03	11.4	5.9%	3221	3.4%	54%	-46%	0.0%	0.0%	June	Nov 24, 2030
29	EXM1STMF	RACE	145	7.2	1041	11.22	11.6	7.6%	1675	3.5%	62%	-38%	0.0%	0.0%	June	Jun 26, 2033
30	EBL1STMF	RACE	146	7.1	1035	11.21	11.5	7.8%	1678	3.2%	62%	-38%	0.0%	0.0%	June	Aug 18, 2029
31	SEMLFBSLGF	SEML	73	9.7	708	11.37	12.0	6.4%	878	3.5%	81%	-19%	2.5%	6.10%	June	Mar-2029
32	SEMLIBBSLF	SEML	100	11.9	1187	11.42	11.2	5.6%	1114	3.1%	107%	7%	0%	0.00%	June	Feb-2027
33	SEMILECFM	SEML	50	10.2	510	11.88	11.6	8.2%	578	4.4%	88%	-12%	0%	0.00%	June	Jan-2026
34	VAMLRBBF	VAML	159	11.2	1778	10.91	10.8	5.9%	1710	3.3%	104%	4%	0%	0.00%	Dec	Jan-2026
35	VAMLBDMF1	VAML	104	9.2	960	11.42	12.1	5.3%	1257	3.0%	76%	-24%	0%	0%	Sept	Jan-2026
36	SEBL1STMF	VIPB	100	12.5	1247	12.12	14.0	8.0%	1393	4.7%	90%	-10%	3.0%	3.23%	June	May-2021
37	NLI1STMF	VIPB	50	13.1	659	13.00	14.9	8.4%	749	4.9%	88%	-12%	5.0%	5.21%	June	Feb-2022
MF Industry					45720				64911		70%	-30%				

Note: NAV at Market price is taken on the last day NAV value which is declared on the first trading day (Sunday) of the next week. YTD= Year to the date (January 01, 2019 to up to date).

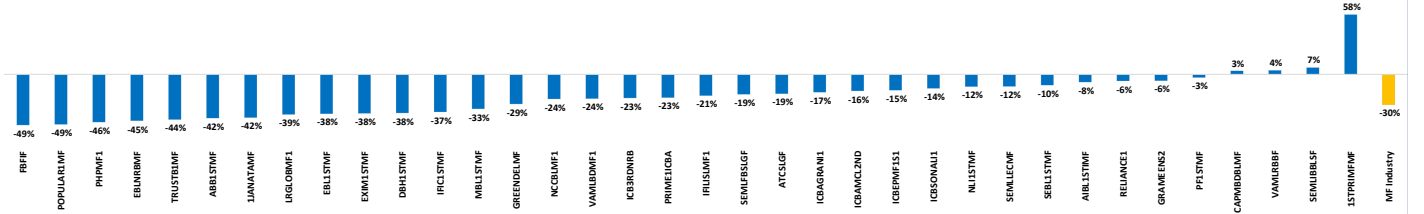
Weekly NAV Growth(%)



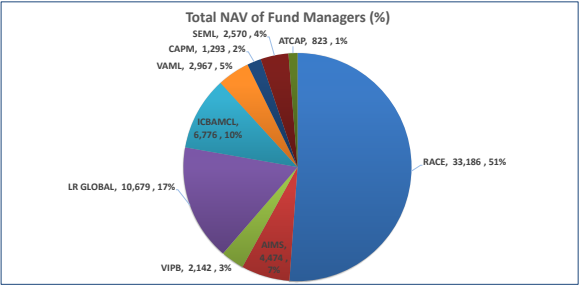
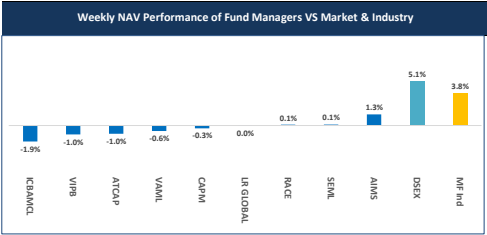
YTD (%) Change



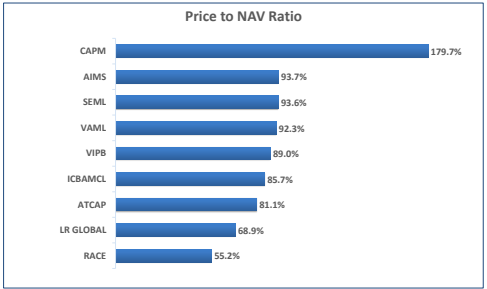
Fund Premium/Discount (%)



Sl. No.	Fund Managers	Market Cap (BDT mn)	Total NAV (BDT mn)	Price/NAV	Premium/Discount (%)
1	RACE	18,330	33,186	55%	-45%
2	AIMS	4,191	4,474	94%	-6%
3	VIPB	1,907	2,142	89%	-11%
4	LR GLOBAL	7,354	10,679	69%	-31%
5	ICBAMCL	5,805	6,776	86%	-14%
6	VAML	2,738	2,967	92%	-8%
7	CAPM	2,323	1,293	180%	80%
8	SEML	2,405	2,570	94%	-6%
9	ATCAP	667	823	81%	-19%
Total		45,720	64,911	70%	-30%



Taka in



Disclaimer

This document has been prepared by Bank Asia Securities Ltd (BASL) based on publicly available data for information purpose only and does not solicit any action based on the material contained herein and should not be construed as an offer or solicitation to buy or sell or subscribe to any security. Neither BASL nor any of its directors, shareholders, member of the management or employee represents or warrants expressly or impliedly that the information or data of the sources used in the documents are genuine, accurate, complete, authentic and correct. However, all reasonable care has been taken to ensure the accuracy of the contents of this document. BASL or Research & Development Department will not take any responsibility for any decisions made based on the information herein. As this document has been made for the Traders of BASL and strongly prohibited for circulation to any clients, investors or any other persons from outside of BASL.

About Bank Asia Securities Ltd

Bank Asia Securities Limited (BASL) is one of the leading full-service brokerage companies in Bangladesh. The company was formed in 2009 and running its operation as a majority owned subsidiary of Bank Asia Limited. BASL offers full-fledged standard brokerage services for retail, institutional and foreign clients with a dedicated team of skilled professionals. The company is currently providing the brokerage services under the membership of Dhaka Stock Exchange Limited (DSE).

Research Team

Mr. Shariful Alam Chowdhury

Head of Research & Investments

tushar@basl-bd.com, tusharbd@bloomberg.net

Mr. Shohidul Islam

Research Analyst

shohidul@basl-bd.com, shohidulbd@bloomberg.net

BASL Networks

Head Office Hadi Mansion (2nd Floor) 2, Dilkusha Commercial Area Dhaka-1000, Bangladesh Phone: +88-02-9515826-28 Fax: +88-02-9567884	Dhanmondi Branch Meher Plaza (1st Floor), House # 13/A, Road # 05 Dhanmondi, Dhaka - 1207 Phone: +8802-8624874-5	Mirpur Branch Nishi Plaza, plot # 01, Avenue-04, Section-06, Block-C Mirpur, Dhaka - 1216 Phone: +88-02-9013841	Uttara Branch House # 79/A, (4th Floor), Road # 07, Sector # 04 Uttara Model Town, Dhaka-1230 Phone: +88-02-8958371	Banani Branch Nur Empori, Plot # 77 (1st Floor), Road No # 11, Banani, Dhaka-1213 Phone: +8801716180767	Bijoynagar Extension Prime Tower (3rd Floor), 180-181 Dhaka-1213 Phone: +8801716180767	Khulna Branch 28, Sir Iqbal Road (1st Floor) Khulna Phone: +88-041-731208-9
--	---	--	--	--	--	---

For International Trade & Sales, please call at +8801993111666, +880 02 9515826, Ext: 101 at Business hour. For further query, write to us at research@basl-bd.com.