

# BASL Weekly Mutual Fund Review

Hadi mansion (7th floor) 2, Dilkusha Commercial Area, Dhaka-1000  
info@basl-bd.com, Tel- 9515826-2, www.basl-bd.com

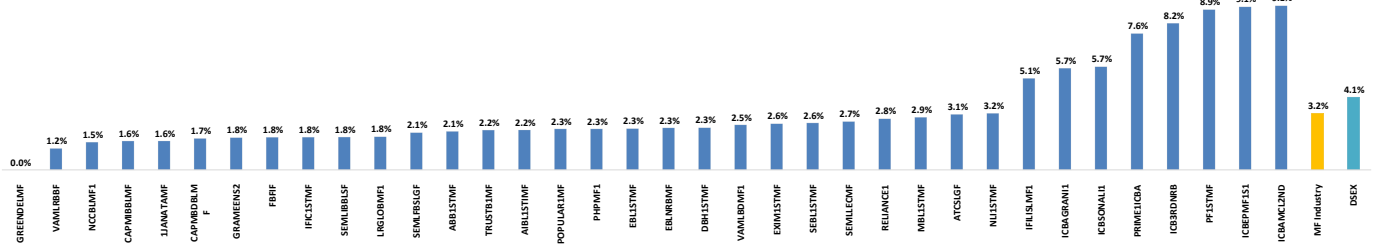


## Listed Close-End Mutual Funds in DSE as on January 07, 2020

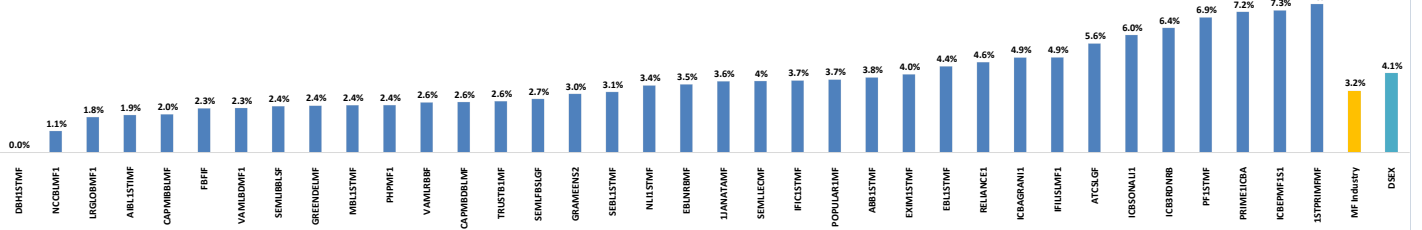
Sl. No.	Funds	AMCs	Units (mn)	Price (BDT)	Market Capitalization (BDT mn)	NAV at Cost Price (BDT)	NAV at Market Price (BDT)	YTD (%) Change	Total NAV (BDT mn)	Weekly NAV Growth (%)	Price/NAV	Premium/D iscount (%)	Latest Dividend (%)	Latest Dividend Yield (%)	Year End	Redemption Date
1	RELIANCE1	AIMS	61	13	787	11.39	13.6	4.6%	823	2.8%	96%	-4%	0.0%	0.00%	June	Jul 21, 2021
2	GRAMSEEN2	AIMS	182	17.9	3265	11.17	19.3	3.0%	3513	1.8%	93%	-7%	7.0%	6.31%	June	Sep-2023
3	ATCSLGF	ATCAP	62	10.7	661	10.90	12.0	5.6%	738	3.1%	90%	-10%	0.0%	0.00%	June	Mar 30, 2025
4	CAPMBDBLMF	CAPM	50	10	501	11.47	10.7	2.6%	538	1.7%	93%	-7%	0.0%	0.00%	June	Jan 12, 2027
5	CAPMIBBLMF	CAPM	67	26.3	1758	11.34	11.0	2.0%	733	1.6%	240%	140%	0.0%	0.00%	June	Mar 05, 2028
6	PF1STMF	ICBAMCL	60	8	480	11.74	8.2	6.9%	493	8.9%	97%	-3%	5.0%	6.49%	June	May-2020
7	PRIME1ICBA	ICBAMCL	100	7.2	720	11.85	8.8	7.2%	880	7.6%	82%	-18%	5.0%	6.49%	June	Jan 24, 2030
8	ICBSONAL1	ICBAMCL	100	8.5	850	11.42	9.4	6.0%	936	5.7%	91%	-9%	5.0%	6.58%	June	Jun-2023
9	ICBAGRANI1	ICBAMCL	98	8	785	10.95	10.2	4.9%	997	5.7%	79%	-21%	5.0%	8.06%	June	Oct-2027
10	ICB3RDNRB	ICBAMCL	100	6.6	660	11.59	8.0	6.4%	802	8.2%	82%	-18%	5.0%	9.43%	June	May-2020
11	IFILUS1MF1	ICBAMCL	100	7	700	10.96	8.4	4.9%	842	5.1%	83%	-17%	4.0%	7.14%	June	10-Nov-2030
12	ICBEPMF1S1	ICBAMCL	75	7.3	548	11.67	8.0	7.3%	599	9.1%	91%	-9%	5.0%	8.06%	June	Jan 09, 2030
13	ICBAMCL2ND	ICBAMCL	50	8.7	435	13.41	9.1	7.9%	457	9.1%	95%	-5%	5.0%	8.06%	June	Oct 25, 2029
14	1STPRIMFMF	ICBAMCL	20	21.9	438	17.97	12.3	7.6%	247	9.8%	177%	77%	7.0%	5.83%	Dec	Mar 14, 2029
15	LRGLOBALMF1	LR GLOBAL	311	7.5	2333	10.97	11.8	1.8%	3674	1.8%	64%	-36%	5.0%	6.94%	Sept	Sep 18, 2031
16	AIBL1STMF	LR GLOBAL	100	9.8	980	10.90	11.7	1.9%	1171	2.2%	84%	-16%	8.0%	9.40%	March	Jan 09, 2031
17	MBL1STMF	LR GLOBAL	100	7.8	780	10.31	11.9	2.4%	1186	2.9%	66%	-34%	8.0%	8.90%	March	Feb 07, 2031
18	DBH1STMF	LR GLOBAL	120	7.3	876	10.14	11.3	0.0%	1361	2.3%	64%	-36%	8.0%	9.41%	June	Feb 06, 2030
19	NCCBLMF1	LR GLOBAL	109	9.5	1031	10.88	11.9	1.1%	1296	1.5%	80%	-20%	0.0%	0.00%	Dec	May 23, 2032
20	GREENDELMF	LR GLOBAL	150	9	1350	10.00	11.2	2.4%	1673	0.0%	81%	-19%	8.0%	10.67%	June	Sep 27, 2030
21	ABB1STMF	RACE	241	6.7	1612	10.98	11.4	3.8%	2738	2.1%	59%	-41%	0.0%	0.0%	June	Jan 10, 2032
22	FBFIF	RACE	780	5.7	4445	10.85	10.9	2.3%	8484	1.8%	52%	-48%	0.0%	0.0%	June	Feb 21, 2032
23	TRUSTB1MF	RACE	306	6.6	2017	11.22	11.4	2.6%	3468	2.2%	58%	-42%	0.0%	0.0%	June	Jan 26, 2030
24	POPULAR1MF	RACE	300	5.8	1742	11.11	11.2	3.7%	3348	2.3%	52%	-48%	0.0%	0.0%	June	Oct 18, 2030
25	IFIC1STMF	RACE	183	7.2	1316	11.16	11.0	3.7%	2011	1.8%	65%	-35%	0.0%	0.0%	June	Mar 31, 2030
26	1JANATAMF	RACE	291	6.6	1922	11.11	11.1	3.6%	3235	1.6%	59%	-41%	0.0%	0.0%	June	Sep 19, 2030
27	EBLNRMF	RACE	225	6.4	1443	10.98	11.3	3.5%	2548	2.3%	57%	-43%	0.0%	0.0%	June	May 15, 2031
28	PHPMF1	RACE	283	6.1	1728	11.03	11.0	2.4%	3116	2.3%	55%	-45%	0.0%	0.0%	June	Nov 24, 2030
29	EXM1STMF	RACE	145	7.2	1041	11.22	11.2	4.0%	1619	2.6%	64%	-36%	0.0%	0.0%	June	Jun 26, 2033
30	EBL1STMF	RACE	146	7.2	1049	11.20	11.2	4.4%	1625	2.3%	65%	-35%	0.0%	0.0%	June	Aug 18, 2029
31	SEMLFBSLGF	SEML	73	9.9	722	11.27	11.6	2.7%	848	2.1%	85%	-15%	2.5%	6.10%	June	Mar-2029
32	SEMLIBBSF	SEML	100	12	1197	11.38	10.8	2.4%	1080	1.8%	111%	11%	0%	0.00%	June	Feb-2027
33	SEMILECFM	SEML	50	10.3	515	11.77	11.1	3.7%	554	2.7%	93%	-7%	0%	0.00%	June	Jan-2026
34	VAMLRBBF	VAML	159	11.9	1889	10.91	10.4	2.6%	1656	1.2%	114%	14%	0%	0.00%	Dec	Jan-2026
35	VAMLBDMF1	VAML	104	9.1	949	11.40	11.7	2.3%	1221	2.5%	78%	-22%	0%	0%	Sept	Jan-2026
36	SEBL1STMF	VIPB	100	12.1	1207	12.11	13.3	3.1%	1330	2.6%	91%	-9%	3.0%	3.23%	June	May-2021
37	NLI1STMF	VIPB	50	13	654	13.00	14.2	3.4%	715	3.2%	92%	-8%	5.0%	5.21%	June	Feb-2022
<b>MF Industry</b>					<b>45387</b>				<b>62552</b>		<b>73%</b>	<b>-27%</b>				

Note: NAV at Market price is taken on the last day NAV value which is declared on the first trading day (Sunday) of the next week. YTD= Year to the date (January 01, 2019 to up to date).

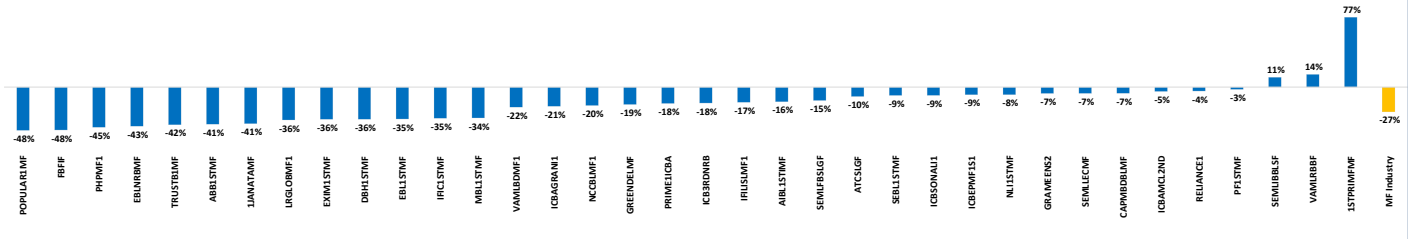
Weekly NAV Growth(%)



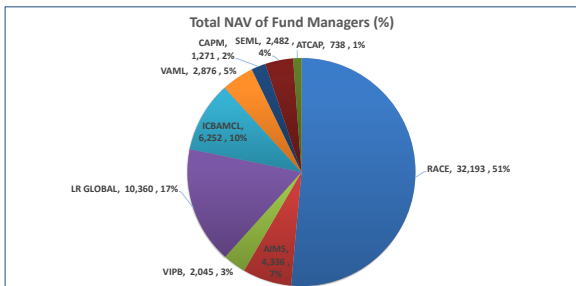
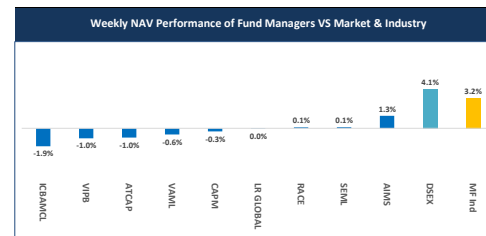
YTD (%) Change



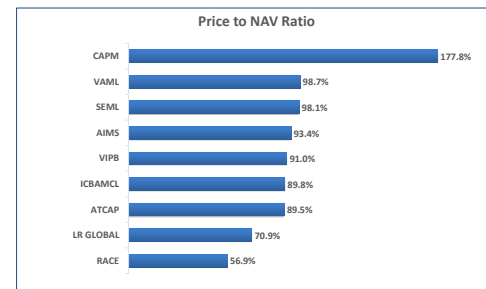
Fund Premium/Discount (%)



Sl. No.	Fund Managers	Market Cap (BDT mn)	Total NAV (BDT mn)	Price/NAV	Premium/Discount (%)
1	RACE	18,315	32,193	57%	-43%
2	AIMS	4,051	4,336	93%	-7%
3	VIPB	1,862	2,045	91%	-9%
4	LR GLOBAL	7,350	10,360	71%	-29%
5	ICBAMCL	5,616	6,252	90%	-10%
6	VAML	2,838	2,876	99%	-1%
7	CAPM	2,260	1,271	178%	78%
8	SEML	2,435	2,482	98%	-2%
9	ATCAP	661	738	90%	-10%
Total		45,387	62,552	73%	-27%



Taka in



## Disclaimer

*This document has been prepared by Bank Asia Securities Ltd (BASL) based on publicly available data for information purpose only and does not solicit any action based on the material contained herein and should not be construed as an offer or solicitation to buy or sell or subscribe to any security. Neither BASL nor any of its directors, shareholders, member of the management or employee represents or warrants expressly or impliedly that the information or data of the sources used in the documents are genuine, accurate, complete, authentic and correct. However, all reasonable care has been taken to ensure the accuracy of the contents of this document. BASL or Research & Development Department will not take any responsibility for any decisions made based on the information herein. As this document has been made for the Traders of BASL and strongly prohibited for circulation to any clients, investors or any other persons from outside of BASL.*

## About Bank Asia Securities Ltd

Bank Asia Securities Limited (BASL) is one of the leading full-service brokerage companies in Bangladesh. The company was formed in 2009 and running its operation as a majority owned subsidiary of Bank Asia Limited. BASL offers full-fledged standard brokerage services for retail, institutional and foreign clients with a dedicated team of skilled professionals. The company is currently providing the brokerage services under the membership of Dhaka Stock Exchange Limited (DSE).

## Research Team

---

Mr. Shariful Alam Chowdhury

Head of Research & Investments

tushar@basl-bd.com, tusharbd@bloomberg.net

---

Mr. Shohidul Islam

Research Analyst

shohidul@basl-bd.com, shohidulbd@bloomberg.net

## BASL Networks

<b>Head Office</b> Hadi Mansion (2nd Floor) 2, Dilkusha Commercial Area Dhaka-1000, Bangladesh Phone: +88-02-9515826-28 Fax: +88-02-9567884	<b>Dhanmondi Branch</b> Meher Plaza (1st Floor), House # 13/A, Road # 05 Dhanmondi, Dhaka - 1207 Phone: +8802-8624874-5	<b>Mirpur Branch</b> Nishi Plaza, plot # 01, Avenue-04, Section-06, Block-C Mirpur, Dhaka - 1216 Phone: +88-02-9013841	<b>Uttara Branch</b> House # 79/A, (4th Floor), Road # 07, Sector # 04 Uttara Model Town, Dhaka-1230 Phone: +88-02-8958371	<b>Banani Branch</b> Nur Empori, Plot # 77 (1st Floor), Road No # 11, Banani, Dhaka-1213 Phone: +8801716180767	<b>Bijoynagar Extension</b> Prime Tower (3rd Floor), 180-181 Dhaka-1213 Phone: +8801716180767	<b>Khulna Branch</b> 28, Sir Iqbal Road (1st Floor) Khulna Phone: +88-041-731208-9
------------------------------------------------------------------------------------------------------------------------------------------------------------	-------------------------------------------------------------------------------------------------------------------------------------	------------------------------------------------------------------------------------------------------------------------------------	----------------------------------------------------------------------------------------------------------------------------------------	----------------------------------------------------------------------------------------------------------------------------	--------------------------------------------------------------------------------------------------------	---------------------------------------------------------------------------------------------

For International Trade & Sales, please call at +8801993111666, +880 02 9515826, Ext: 101 at Business hour. For further query, write to us at [research@basl-bd.com](mailto:research@basl-bd.com).