

# BASL Weekly Mutual Fund Review

Hadi mansion (7th floor) 2, Dilkusha Commercial Area, Dhaka-1000  
info@basl-bd.com, Tel- 9515826-2, www.basl-bd.com



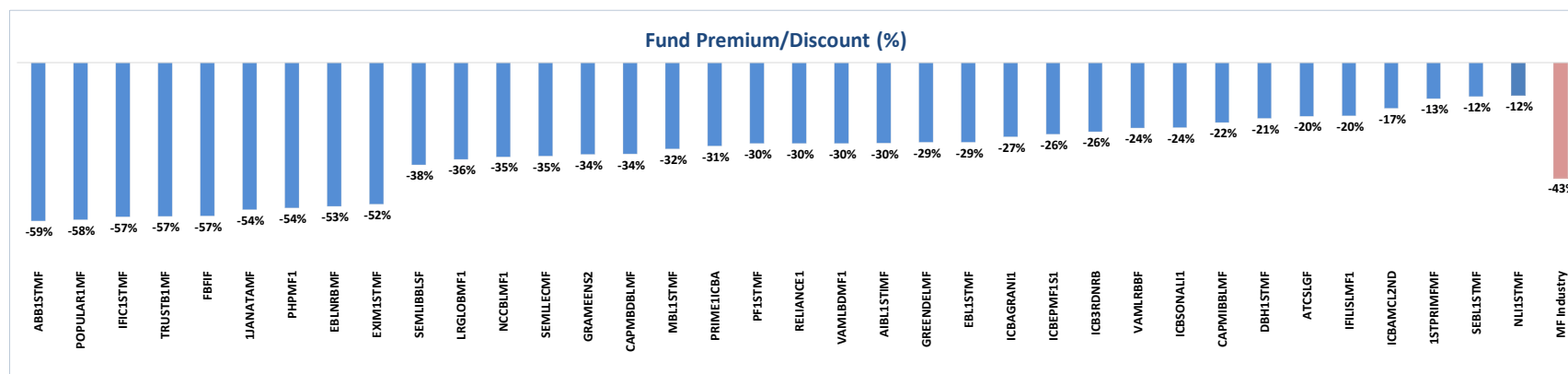
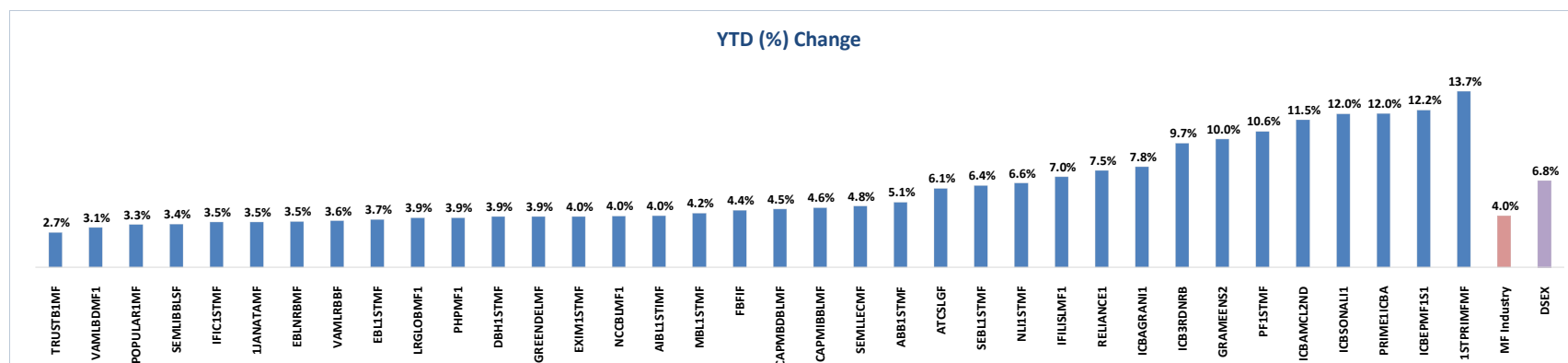
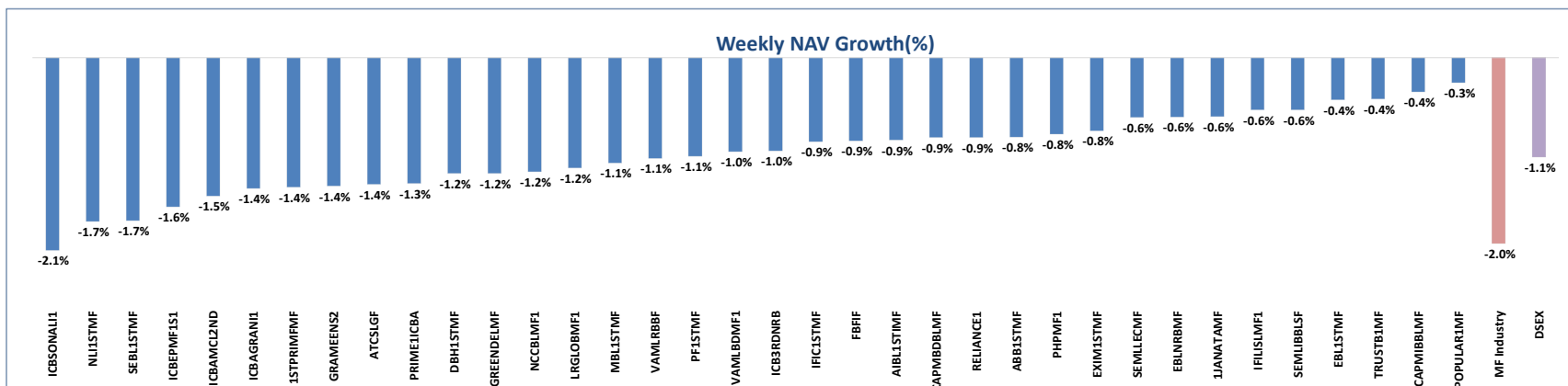
## Listed Close-End Mutual Funds in DSE as on February 14, 2019

Sl. No.	Funds	AMCs	Units (mn)	Price (BDT)	Market Capitalization (BDT mn)	NAV at Market (BDT)	YTD (%) Change	Total NAV (BDT mn)	Weekly NAV Growth (%)	Price/NAV	Premium/Discount (%)	Latest Dividend (%)	Latest Dividend Yield (%)	Year End	Redemption Date
1	RELANCE1	AIMS	61	9.5	575	14.0	6.6%	846	-0.9%	68%	-32%	11%	10.38%	June	Jul-21
2	GRAMEENS2	AIMS	182	13.2	2408	20.2	8.5%	3677	-1.4%	65%	-35%	12%	7.02%	June	Jan-19
3	ATCSLGF	ATCAP	62	10.7	661	13.2	4.7%	812	-1.4%	81%	-19%	12.0%	11.11%	June	Apr-25
4	CAPMBDBLMF	CAPM	50	6.7	336	10.5	3.7%	526	-0.9%	64%	-36%	7%	8.97%	June	Jan-27
5	CAPMIBBLMF	CAPM	67	8.4	562	11.0	4.3%	735	-0.4%	76%	-24%	9%	-	June	Jan-28
6	PF1STMF	ICBAMCL	60	6	360	8.5	9.4%	508	-1.1%	71%	-29%	5%	7.69%	June	May-20
7	PRIME1ICBA	ICBAMCL	100	6.1	610	8.8	10.5%	884	-1.3%	69%	-31%	7%	10.14%	June	Jan-20
8	ICBSONALI1	ICBAMCL	100	7.4	740	9.5	9.7%	954	-2.1%	78%	-22%	7.0%	8.43%	June	Jun-23
9	ICBAGRANI1	ICBAMCL	98	7.3	717	9.9	6.3%	973	-1.4%	74%	-26%	-	-	June	Oct-27
10	ICB3RDNRB	ICBAMCL	100	5.9	590	8.0	8.6%	798	-1.0%	74%	-26%	5%	5.00%	June	May-20
11	IFILISLMF1	ICBAMCL	100	7.2	720	8.9	6.5%	891	-0.6%	81%	-19%	9%	11.54%	June	Nov-20
12	ICBEPMF1S1	ICBAMCL	75	6.5	488	8.0	10.5%	602	-1.6%	81%	-19%	5.5%	8.33%	June	Jan-19
13	ICBAMCL2ND	ICBAMCL	50	8.2	410	9.4	9.9%	468	-1.5%	88%	-12%	6%	8.00%	June	Oct-19
14	1STPRIMFMF	ICBAMCL	20	11.5	230	12.8	12.1%	257	-1.4%	90%	-10%	8.5%	5.63%	Dec	Mar-19
15	LRGLOBMF1	LR GLOBAL	311	6.8	2115	10.9	2.6%	3397	-1.2%	62%	-38%	7.8%	6.94%	Sept	Sep-21
16	AIBL1STMF	LR GLOBAL	100	7.8	780	11.3	3.1%	1128	-0.9%	69%	-31%	8%	9.40%	March	Jan-21
17	MBL1STMF	LR GLOBAL	100	7.7	770	11.5	3.1%	1146	-1.1%	67%	-33%	8%	8.90%	March	Feb-21
18	DBH1STMF	LR GLOBAL	120	9	1080	11.2	2.7%	1343	-1.2%	80%	-20%	9%	11.25%	June	Feb-20
19	NCCBLMF1	LR GLOBAL	109	7.6	825	11.4	2.7%	1233	-1.2%	67%	-33%	10%	11.24%	Dec	May-32
20	GREENDELMF	LR GLOBAL	150	7.9	1185	11.2	2.7%	1679	-1.2%	71%	-29%	9%	10.34%	June	Sep-20
21	ABB1STMF	RACE	241	4.9	1179	11.8	4.2%	2827	-0.8%	42%	-58%	8%R,2%	3.33%	June	Jan-22
22	FBFIF	RACE	780	4.7	3665	11.2	3.5%	8742	-0.9%	42%	-58%	7%R,2%	3.70%	June	Feb-22
23	TRUSTB1MF	RACE	306	5	1528	11.3	2.3%	3456	-0.4%	44%	-56%	8%R,2%	3.28%	June	Jan-20
24	POPULAR1MF	RACE	300	4.5	1351	11.2	3.0%	3360	-0.3%	40%	-60%	5.5%R,2%	3.51%	June	Oct-20
25	IFIC1STMF	RACE	183	4.6	841	11.1	2.6%	2025	-0.9%	42%	-58%	5%R,2%	3.51%	June	Mar-20
26	1JANATAMF	RACE	291	5	1456	11.1	2.9%	3235	-0.6%	45%	-55%	6%R,2%	3.23%	June	Sep-20
27	EBLNRBMF	RACE	225	5	1127	11.0	2.9%	2485	-0.6%	45%	-55%	7%R,2%	3.39%	June	May-21
28	PHPMF1	RACE	283	4.8	1360	10.9	3.0%	3099	-0.8%	44%	-56%	6%R,3%	4.84%	June	Nov-20
29	EXIM1STMF	RACE	145	5.6	809	11.5	3.2%	1655	-0.8%	49%	-51%	9%R,2%	2.99%	June	Jun-23
30	EBL1STMF	RACE	146	7.8	1137	11.1	3.2%	1622	-0.4%	70%	-30%	8%R,2%	2.67%	June	Aug-19
31	SEMLIBBLSF	SEML	100	6.8	679	10.7	2.8%	1070	-0.6%	63%	-37%	4.0%	4.65%	June	Feb-27
32	SEMLLECMF	SEML	50	7.1	355	10.9	4.1%	547	-0.6%	65%	-35%	7%	8.33%	June	Jan-26
33	VAMLRBBF	VAML	159	7.9	1254	11.1	2.5%	1759	-1.1%	71%	-29%	12%	12.24%	Sept	Jan-26
34	VAMLBDMF1	VAML	104	7.5	782	10.9	2.1%	1133	-1.0%	69%	-31%	7.5%	7.58%	Sept	Jan-26
35	SEBL1STMF	VIPB	100	12.6	1257	14.1	4.5%	1411	-1.7%	89%	-11%	13.0%	9.42%	June	May-21
36	NLI1STMF	VIPB	50	13.3	669	15.2	4.7%	764	-1.7%	88%	-12%	14%	9.72%	June	Feb-22
<b>MF Industry</b>					<b>35610</b>			<b>62047</b>		<b>57%</b>	<b>-43%</b>				

Note: NAV at Market price is taken on the last day NAV value which is declared on the first trading day (Sunday) of the next week. YTD= Year to the date (January 01, 2019 to up to date).

# BASL Weekly Mutual Fund Review

Hadi mansion (7th floor) 2, Dilkusha Commercial Area, Dhaka-1000  
info@basl-bd.com, Tel- 9515826-2, www.basl-bd.com

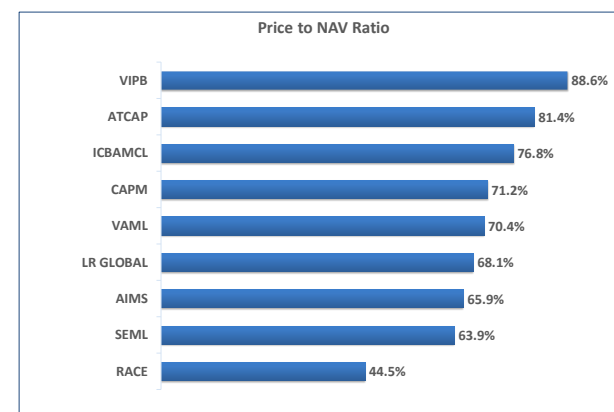
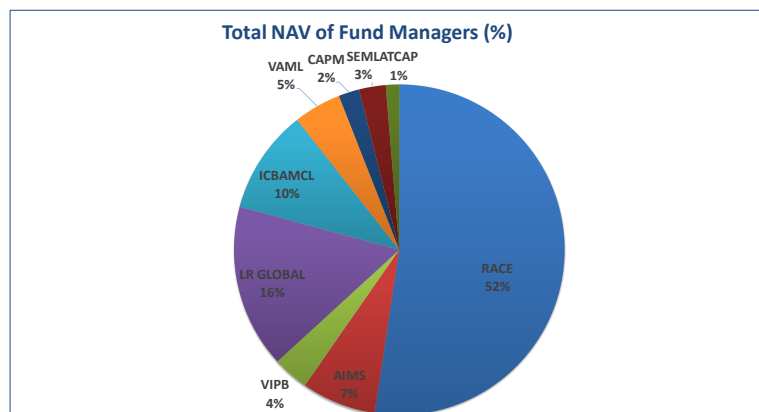
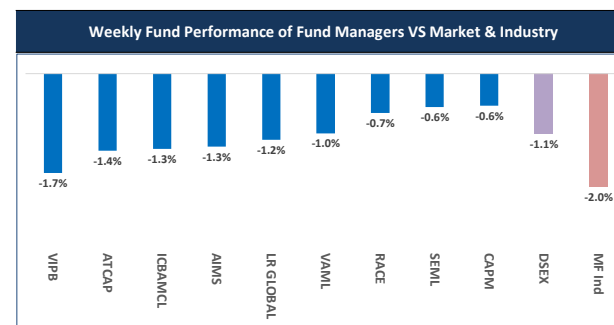


# BASL Weekly Mutual Fund Review

Hadi mansion (7th floor) 2, Dilkusha Commercial Area, Dhaka-1000  
info@basl-bd.com, Tel- 9515826-2, www.basl-bd.com



Sl. No.	Fund Managers	Market Cap (BDT mn)	Total NAV (BDT mn)	Price/NAV	Premium/Discount (%)
1	RACE	14,454	32,507	44%	-56%
2	AIMS	2,982	4,524	66%	-34%
3	VIPB	1,927	2,175	89%	-11%
4	LR GLOBAL	6,755	9,925	68%	-32%
5	ICBAMCL	4,864	6,335	77%	-23%
6	VAML	2,036	2,892	70%	-30%
7	CAPM	897	1,261	71%	-29%
8	SEML	1,034	1,617	64%	-36%
9	ATCAP	661	812	81%	-19%
Total		35,610	62,047	57%	-43%



**Disclaimer:** This document has been prepared by Bank Asia Securities Ltd (BASL) based on publicly available data for information purpose only and does not solicit any action based on the material contained herein and should not be construed as an offer or solicitation to buy or sell or subscribe to any security. Neither BASL nor any of its directors, shareholders, member of the management or employee represents or warrants expressly or impliedly that the information or data of the sources used in the documents are genuine, accurate, complete, authentic and correct. However all reasonable care has been taken to ensure the accuracy of the contents of this document. BASL or Research & Development Department will not take any responsibility for any decisions made based on the information herein. As this document has been made for the Traders of BASL and strongly prohibitate for circulation to any clients, investors or any other persons from outside of BASL.

# BASL Weekly Mutual Fund Review

Hadi mansion (7th floor) 2, Dilkusha Commercial Area, Dhaka-1000  
info@basl-bd.com, Tel- 9515826-2, www.basl-bd.com



## About Bank Asia Securities (BASL)

Bank Asia Securities Limited (BASL) is one of the leading full-service brokerage companies in Bangladesh. The company was formed in 2009 and running its operation as a majority owned subsidiary of Bank Asia Limited. BASL offers full-fledged standard brokerage services for retail, institutional and foreign clients with a dedicated team of skilled professionals. The company is currently providing the brokerage services under the membership of Dhaka Stock Exchange Limited (DSE).

## BASL Research Team

Mr. Shariful Alam Chowdhury  
Head of Research & Investments

tushar@basl-bd.com, tusharbd@bloomberg.net

Mr. Shohidul Islam  
Research Analyst

shohidul@basl-bd.com, shohidulbd@bloomberg.net

Ms. Tanzin Naher  
Research Associate

tanzin@basl-bd.com

Mr. Monir Hossain  
Research Associate

monir@basl-bd.com

## BASL Branches

<b>Head Office</b> Hadi Mansion (7th Floor) 2, Dilkusha Commercial Area Dhaka-1000, Bangladesh Phone: +88-02-9515826-28 Fax: +88-02-9567884	<b>Modhumita Extension Office</b> 158-160 Modhumita Building (5th Floor) Motijheel C/A, Dhaka-1000 Phone: +88-01819118893	<b>Dhanmondi Branch</b> Meher Plaza (1st Floor), House # 13/A, Road # 05 Dhanmondi, Dhaka - 1207 Phone: +8802-8624874-5	<b>Mirpur Branch</b> Nishi Plaza, plot # 01, Avenue-04, Section-06, Block-C Mirpur, Dhaka - 1216 Phone: +88-02-9013841	<b>Uttara Branch</b> House # 79/A, (4th Floor), Road # 07, Sector # 04 Uttara Model Town, Dhaka- 1230 Phone: +88-02-8958371	<b>Banani Branch</b> Nur Empori, Plot # 77 (1st Floor), Road No # 11, Banani, Dhaka-1213 Phone: +8801716180767	<b>Khulna Branch</b> 28, Sir Iqbal Road (1st Floor) Khulna Phone: +88-041-731208-9
--	---	---	---	--	---	---

For International Trade & Sales, please contact **Mr. Sumon Das, Chief Executive Officer**. Please call at +8801993111666, +880 02 9515826, Ext:101 at Business hour.

For further query, write to us at [research@basl-bd.com](mailto:research@basl-bd.com).