

BASL Weekly Mutual Fund Review

Hadi mansion (7th floor) 2, Dilkusha Commercial Area, Dhaka-1000
info@basl-bd.com, Tel- 9515826-2, www.basl-bd.com



Listed Close-End Mutual Funds in DSE as on August 30, 2018

Sl. No.	Funds	AMCs	Units (mn)	Price (BDT)	Market Capitalization (BDT mn)	NAV at Market (BDT)	YTD (%) Change	Total NAV (BDT mn)	Weekly NAV Growth (%)	Price/NAV	Premium/Discount (%)	Latest Dividend (%)	Latest Dividend Yield (%)	Year End	Redemption Date
1	RELIANCE1	AIMS	61	10.8	653	14.49	0.8%	877	0.3%	75%	-25%	11%	10.38%	June	Jul-21
2	GRAMSEENS2	AIMS	182	15	2736	20.24	0.6%	3692	1.3%	74%	-26%	12%	7.02%	June	Jan-19
3	ATCSLGF	ATCAP	62	10.9	673	13.75	-2.6%	850	0.4%	79%	-21%	12.0%	11.11%	June	Apr-25
4	CAPMBDBLMF	CAPM	50	7.9	396	10.87	-0.5%	545	0.0%	73%	-27%	7%	8.97%	June	Jan-27
5	CAPMIBBLMF	CAPM	67	8.5	568	10.28	2.2%	687	0.2%	83%	-17%	9%	-	June	Jan-28
6	PF1STMF	ICBAMCL	60	6.1	366	8.58	-6.2%	515	1.9%	71%	-29%	5%	7.69%	June	May-20
7	PRIME1ICBA	ICBAMCL	100	7	700	8.94	-6.1%	894	1.7%	78%	-22%	7%	10.14%	June	Jan-20
8	ICBSONALI1	ICBAMCL	100	8	800	9.68	-4.8%	968	2.1%	83%	-17%	7.0%	8.43%	June	Jun-23
9	ICBAGRANI1	ICBAMCL	98	7.5	736	10.37	-4.8%	1018	1.1%	72%	-28%	-	-	June	Oct-27
10	ICB3RDNRB	ICBAMCL	100	6.1	610	8.22	-6.5%	822	2.1%	74%	-26%	5%	5.00%	June	May-20
11	IFILISLMF1	ICBAMCL	100	7.9	790	9.57	-2.6%	957	3.2%	83%	-17%	9%	11.54%	June	Nov-20
12	ICBEPMF1S1	ICBAMCL	75	6.6	495	8.35	-5.4%	626	2.0%	79%	-21%	5.5%	8.33%	June	Jan-19
13	ICBAMCL2ND	ICBAMCL	50	7.1	355	9.53	-8.3%	477	1.4%	75%	-25%	6%	8.00%	June	Oct-19
14	1STPRIMFMF	ICBAMCL	20	11.8	236	11.61	-5.0%	232	2.2%	102%	2%	8.5%	5.63%	Dec	Mar-19
15	LRGLOBMF1	LR GLOBAL	311	7.8	2426	11.3	-5.8%	3515	0.4%	69%	-31%	7.8%	6.94%	Sept	Sep-21
16	AIBL1STMF	LR GLOBAL	100	7.5	750	10.85	-8.7%	1085	0.4%	69%	-31%	8%	9.40%	March	Jan-21
17	MBL1STMF	LR GLOBAL	100	7.6	760	11.2	-12.4%	1120	0.4%	68%	-32%	8%	8.90%	March	Feb-21
18	DBH1STMF	LR GLOBAL	120	8.8	1056	11.89	-6.3%	1427	0.3%	74%	-26%	9%	11.25%	June	Feb-20
19	NCCBLMF1	LR GLOBAL	109	7.3	792	11.11	-6.0%	1205	0.4%	66%	-34%	10%	11.24%	Dec	May-22
20	GREENDELMF	LR GLOBAL	150	8.6	1290	11.9	-6.7%	1785	0.3%	72%	-28%	9%	10.34%	June	Sep-20
21	ABB1STMF	RACE	224	6.2	1390	12.08	-6.2%	2708	0.1%	51%	-49%	8%R,2%	3.33%	June	Jan-22
22	FBFIF	RACE	733	5.5	4034	12.1	-0.2%	8875	-0.7%	45%	-55%	7%R,2%	3.70%	June	Feb-22
23	TRUSTB1MF	RACE	284	6.1	1735	11.98	-4.9%	3408	-0.7%	51%	-49%	3%	3.28%	June	Jan-20
24	POPULAR1MF	RACE	285	5.5	1568	11.29	-6.8%	3219	-0.2%	49%	-51%	5.5%R,2%	3.51%	June	Oct-20
25	IFIC1STMF	RACE	174	5.5	960	11.36	-5.5%	1982	-0.1%	48%	-52%	5%R,2%	3.51%	June	Mar-20
26	1JANATAMF	RACE	275	6.2	1708	11.49	-5.1%	3165	-0.4%	54%	-46%	6%R,2%	3.23%	June	Sep-20
27	EBLNRBMF	RACE	211	6.1	1290	11.64	-3.8%	2461	-0.2%	52%	-48%	7%R,2%	3.39%	June	May-21
28	PHPMF1	RACE	268	6.2	1660	11.43	-5.3%	3060	-0.3%	54%	-46%	6%R,3%	4.84%	June	Nov-20
29	EXIM1STMF	RACE	133	6.9	917	11.64	-9.6%	1547	-0.8%	59%	-41%	9%R,2%	2.99%	June	Jun-23
30	EBL1STMF	RACE	135	9.2	1246	11.62	-4.4%	1573	-0.2%	79%	-21%	8%R,2%	2.67%	June	Aug-19
31	SEMLIBLSF	SEML	100	8.5	848	10.55	2.4%	1053	1.0%	81%	-19%	4.0%	4.65%	June	Feb-27
32	SEMLLECMF	SEML	50	7.5	375	10.89	1.6%	545	0.9%	69%	-31%	7%	8.33%	June	Jan-26
33	VAMLRBBF	VAML	159	8.4	1333	11.04	-9.5%	1753	0.5%	76%	-24%	12%	12.24%	Sept	Jan-26
34	VAMLBDMF1	VAML	104	8.9	928	11.06	-9.6%	1154	0.4%	80%	-20%	7.5%	7.58%	Sept	Jan-26
35	SEBL1STMF	VIPB	100	12.1	1207	13.68	-15.4%	1365	-1.2%	88%	-12%	13.0%	9.42%	June	May-21
36	NLI1STMF	VIPB	50	13.1	659	14.71	-14.9%	740	-0.7%	89%	-11%	14%	9.72%	June	Feb-22
MF Industry					39049			61905		63%	-37%				

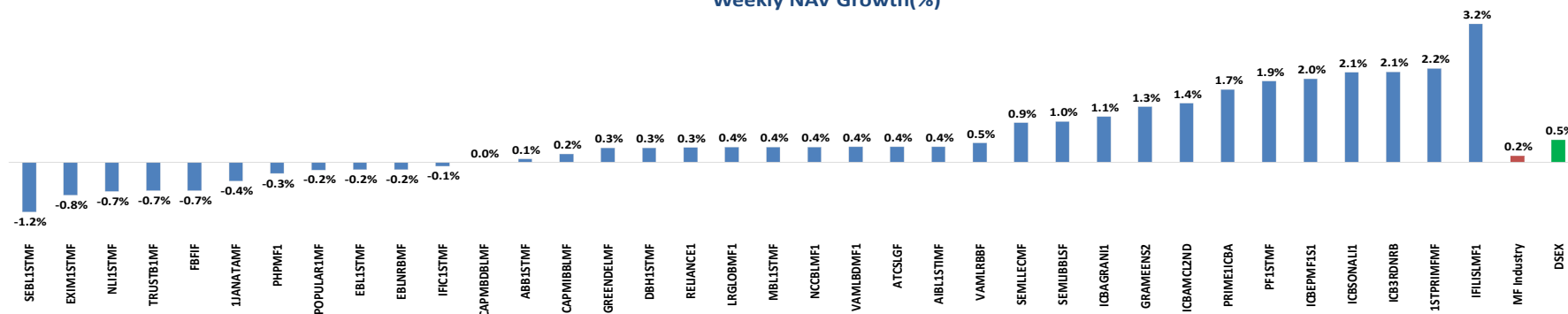
Note: NAV at Market price is taken on the last day NAV value which is declared on the first trading day (Sunday) of the next week. YTD= Year to the date (January 01, 2018 to up to date).

BASL Weekly Mutual Fund Review

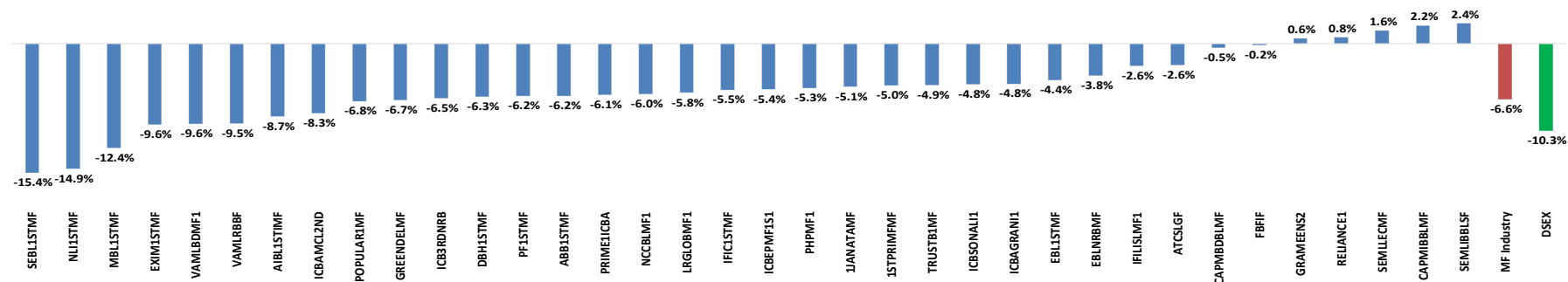
Hadi mansion (7th floor) 2, Dilkusha Commercial Area, Dhaka-1000
info@basl-bd.com, Tel- 9515826-2, www.basl-bd.com



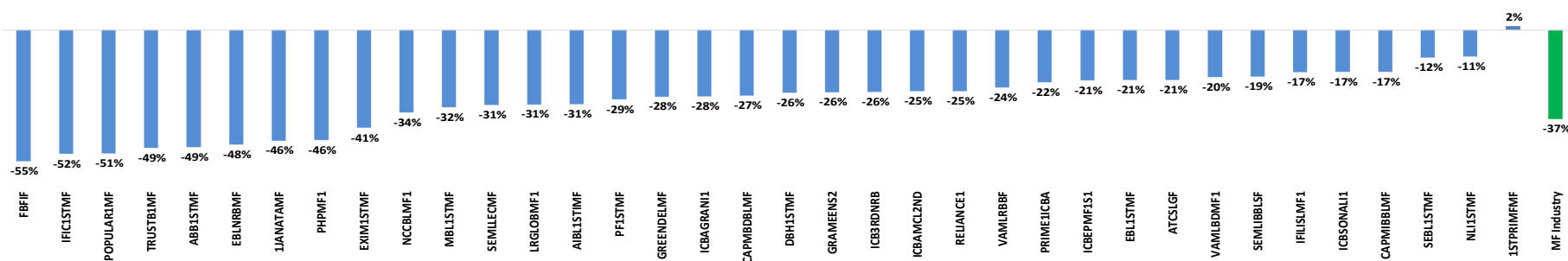
Weekly NAV Growth(%)



YTD (%) Change



Fund Premium/Discount (%)

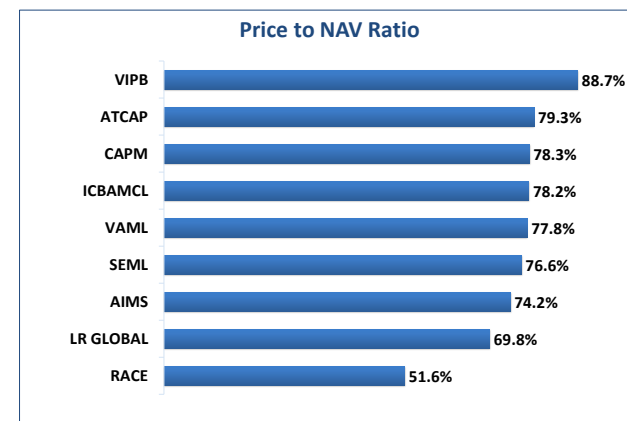
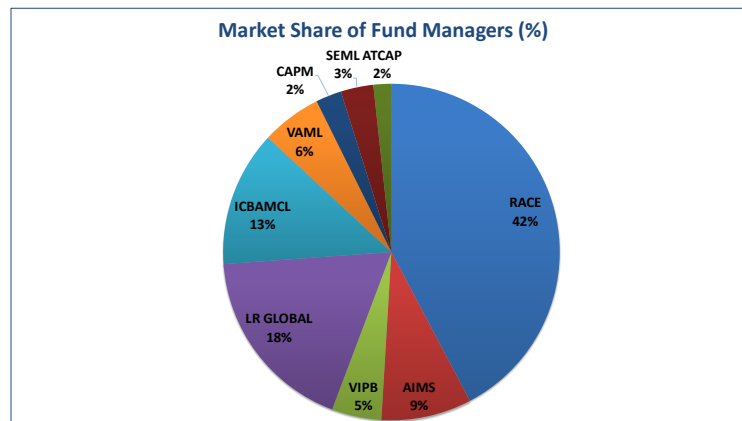
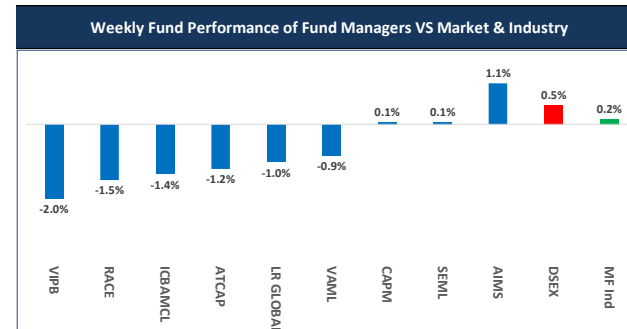


BASL Weekly Mutual Fund Review

Hadi mansion (7th floor) 2, Dilkusha Commercial Area, Dhaka-1000
info@basl-bd.com, Tel- 9515826-2, www.basl-bd.com



Sl. No.	Fund Managers	Market Cap (BDT mn)	Total NAV (BDT mn)	Price/NAV	Premium/Discount (%)
1	RACE	16,508	31,999	52%	-48%
2	AIMS	3,389	4,568	74%	-26%
3	VIPB	1,867	2,105	89%	-11%
4	LR GLOBAL	7,075	10,137	70%	-30%
5	ICBAMCL	5,088	6,509	78%	-22%
6	VAML	2,262	2,906	78%	-22%
7	CAPM	964	1,232	78%	-22%
8	SEML	1,223	1,597	77%	-23%
9	ATCAP	673	850	79%	-21%
Total		39,049	61,905	63%	-37%



Disclaimer: This document has been prepared by Bank Asia Securities Ltd (BASL) based on publicly available data for information purpose only and does not solicit any action based on the material contained herein and should not be construed as an offer or solicitation to buy or sell or subscribe to any security. Neither BASL nor any of its directors, shareholders, member of the management or employee represents or warrants expressly or impliedly that the information or data of the sources used in the documents are genuine, accurate, complete, authentic and correct. However all reasonable care has been taken to ensure the accuracy of the contents of this document. BASL or Research & Development Department will not take any responsibility for any decisions made based on the information herein. As this document has been made for the Traders of BASL and strongly prohibitate for circulation to any clients, investors or any other persons from outside of BASL.

BASL Weekly Mutual Fund Review

Hadi mansion (7th floor) 2, Dilkusha Commercial Area, Dhaka-1000
info@basl-bd.com, Tel- 9515826-2, www.basl-bd.com



About Bank Asia Securities (BASL)

Bank Asia Securities Limited (BASL) is one of the leading full-service brokerage companies in Bangladesh. The company was formed in 2009 and running its operation as a majority owned subsidiary of Bank Asia Limited. BASL offers full-fledged standard brokerage services for retail, institutional and foreign clients with a dedicated team of skilled professionals. The company is currently providing the brokerage services under the membership of Dhaka Stock Exchange Limited (DSE).

BASL Research Team

Mr. Shariful Alam Chowdhury
Head of Research & Investments

tushar@basl-bd.com, tusharbd@bloomberg.net

Mr. Shohidul Islam
Research Analyst

shohidul@basl-bd.com, shohidulbd@bloomberg.net

Mr. Md. Monirul Islam
Research Associate

abir@basl-bd.com

Mr. Monir Hossain
Research Associate

monir@basl-bd.com

BASL Branches

Head Office Hadi Mansion (7th Floor) 2, Dilkusha Commercial Area Dhaka-1000, Bangladesh Phone: +88-02-9515826-28 Fax: +88-02-9567884	Modhumita Extension Office 158-160 Modhumita Building (5th Floor) Motijheel C/A, Dhaka-1000 Phone: +88-01819118893	Dhanmondi Branch Meher Plaza (1st Floor), House # 13/A, Road # 05 Dhanmondi, Dhaka - 1207 Phone: +8802-8624874-5	Mirpur Branch Nishi Plaza, plot # 01, Avenue-04, Section-06, Block-C Mirpur, Dhaka - 1216 Phone: +88-02-9013841	Uttara Branch House # 79/A, (4th Floor), Road # 07, Sector # 04 Uttara Model Town, Dhaka- 1230 Phone: +88-02-8958371	Banani Branch Nur Empori, Plot # 77 (1st Floor), Road No # 11, Banani, Dhaka-1213 Phone: +8801716180767	Khulna Branch 28, Sir Iqbal Road (1st Floor) Khulna Phone: +88-041-731208-9
--	---	---	---	--	---	---

For International Trade & Sales, please contact **Mr. Sumon Das, Chief Executive Officer**. Please call at +8801993111666, +880 02 9515826, Ext:101 at Business hour.

For further query, write to us at research@basl-bd.com.