

BASL Weekly Mutual Fund Review

Hadi mansion (7th floor) 2, Dilkusha Commercial Area, Dhaka-1000
info@basl-bd.com, Tel- 9515826-2, www.basl-bd.com



Listed Close-End Mutual Funds in DSE as on April-12, 2018

Sl. No.	Funds	AMCs	Units (mn)	Price (BDT)	Market Capitalization (BDT mn)	NAV at Market (BDT)	YTD (%) Change	Total NAV (BDT mn)	Weekly NAV Growth (%)	Price/NAV	Premium/Discount (%)	Latest Dividend (%)	Latest Dividend Yield (%)	Year End	Redemption Date
1	RELIANCE1	AIMS	61	10.6	641	13.77	-4.2%	833	-1.4%	77%	-23%	10%	9.09%	June	Jul-21
2	GRAMEENS2	AIMS	182	17.2	3137	19.74	-1.8%	3601	-0.9%	87%	-13%	11%,4%R	7.24%	June	Sept-18
3	ATCSLGF	ATCAP	62	10.7	661	13.82	-2.1%	854	-0.9%	77%	-23%	15.5%	13.96%	June	Apr-25
4	CAPMBDBLMF	CAPM	50	8.3	416	10.63	-2.7%	533	-0.9%	78%	-22%	2%	2.17%	June	Jan-27
5	CAPMIBBLMF	CAPM	67	10.1	675	10.01	-0.5%	669	-0.2%	101%	1%	102%	110.87%	June	Jan-28
6	PF1STMF	ICBAMCL	60	6.9	414	8.84	-3.4%	530	1.1%	78%	-22%	5%	5.75%	June	May-20
7	PRIME1ICBA	ICBAMCL	100	7	700	9.17	-3.7%	917	1.3%	76%	-24%	7%	8.43%	June	Jan-20
8	ICBSONALI1	ICBAMCL	100	8.3	830	9.87	-2.9%	987	0.9%	84%	-16%	7.5%	7.73%	June	Jun-23
9	ICBAGRANI1	ICBAMCL	98	7.6	746	10.55	-3.1%	1035	0.4%	72%	-28%	-	-	June	Oct-27
10	ICB3RDNRB	ICBAMCL	100	6.3	630	8.49	-3.4%	849	1.2%	74%	-26%	5%	6.25%	June	May-20
11	IFILISLMF1	ICBAMCL	100	7.5	750	9.61	-2.2%	961	0.5%	78%	-22%	9%	10.23%	June	Nov-20
12	ICBEPMF1S1	ICBAMCL	75	7	525	8.49	-3.9%	637	1.3%	82%	-18%	6.5%	7.23%	June	Jan-19
13	ICB2NDNRB	ICBAMCL	100	10.2	1020	11.65	-2.3%	1165	1.7%	88%	-12%	12%	10.43%	June	Jun-18
14	ICBAMCL2ND	ICBAMCL	50	8	400	9.85	-5.2%	493	1.0%	81%	-19%	6%	6.25%	June	Oct-19
15	1STPRIMFMF	ICBAMCL	20	12.3	246	11.56	-5.4%	231	1.9%	106%	6%	8.5%	5.63%	Dec	Mar-19
16	LRGLOBMF1	LR GLOBAL	311	8.1	2520	11.73	-2.3%	3649	-1.0%	69%	-31%	7.8%	6.94%	Sept	Sep-21
17	AIBL1STMF	LR GLOBAL	100	8.6	860	12.01	1.1%	1201	-0.1%	72%	-28%	7%	8.33%	March	Jan-21
18	MBL1STMF	LR GLOBAL	100	9.2	920	12.47	-2.5%	1247	-0.5%	74%	-26%	8%	9.52%	March	Feb-21
19	DBH1STMF	LR GLOBAL	120	9.8	1176	12.38	-2.4%	1486	-1.0%	79%	-21%	5%	5.56%	June	Feb-20
20	NCCBLMF1	LR GLOBAL	109	8.1	879	11.6	-1.9%	1259	-0.9%	70%	-30%	10%	11.24%	Dec	May-22
21	GREENDELMF	LR GLOBAL	150	9.5	1425	12.45	-2.4%	1868	-1.0%	76%	-24%	5%	5.56%	June	Sep-20
22	ABB1STMF	RACE	224	6.3	1412	12.17	-5.5%	2728	-0.8%	52%	-48%	10%R,3%	4.29%	June	Jan-22
23	FBFIF	RACE	733	5.7	4181	11.48	-5.3%	8420	-0.4%	50%	-50%	10%R,2%	2.94%	June	Feb-22
24	TRUSTB1MF	RACE	284	6.5	1849	11.95	-5.2%	3399	-0.3%	54%	-46%	10%R,2%	2.74%	June	Jan-20
25	POPULAR1MF	RACE	285	6.1	1739	11.44	-5.6%	3262	-0.8%	53%	-47%	10%R,3.5%	4.93%	June	Oct-20
26	IFIC1STMF	RACE	174	6.2	1082	11.38	-5.3%	1985	-0.9%	54%	-46%	10%R,2%	2.86%	June	Mar-20
27	1JANATAMF	RACE	275	6.3	1735	11.4	-5.9%	3140	-0.8%	55%	-45%	10%R,2%	2.74%	June	Sep-20
28	EBLNRBMF	RACE	211	6.3	1332	11.53	-4.7%	2438	-0.3%	55%	-45%	10%R,2%	2.82%	June	May-21
29	PHPMF1	RACE	268	6.4	1714	11.41	-5.5%	3055	-0.8%	56%	-44%	10%R,2.5%	3.16%	June	Nov-20
30	EXIM1STMF	RACE	133	6.9	917	12.28	-4.7%	1633	-0.2%	56%	-44%	10%R,2%	2.41%	June	Jun-23
31	EBL1STMF	RACE	135	8.9	1205	11.71	-3.6%	1585	0.3%	76%	-24%	10%R,2%	2.67%	June	Aug-19
32	SEMLIBLSF	SEML	100	6.8	679	10.27	-0.3%	1025	-0.2%	66%	-34%	2.5%	2.75%	June	Feb-27
33	SEMLECCMF	SEML	50	7.3	365	10.72	0.0%	536	-0.2%	68%	-32%	10%	10.00%	June	Jan-26
34	VAMLRBBF	VAML	159	9	1429	11.72	-3.9%	1860	-0.9%	77%	-23%	-	-	Sept	Jan-26
35	VAMLBDMF1	VAML	104	9.3	970	11.77	-3.8%	1228	-0.8%	79%	-21%	7.5%	7.98%	Sept	Jan-26
36	SEBL1STMF	VIPB	100	14.3	1427	15.99	-1.1%	1596	-0.1%	89%	-11%	13.5%	10.33%	June	May-21
37	NLI1STMF	VIPB	50	15.2	765	17.11	-1.0%	861	-0.1%	89%	-11%	15%	10.14%	June	Feb-22
MF Industry					42372			63756		66%	-34%				

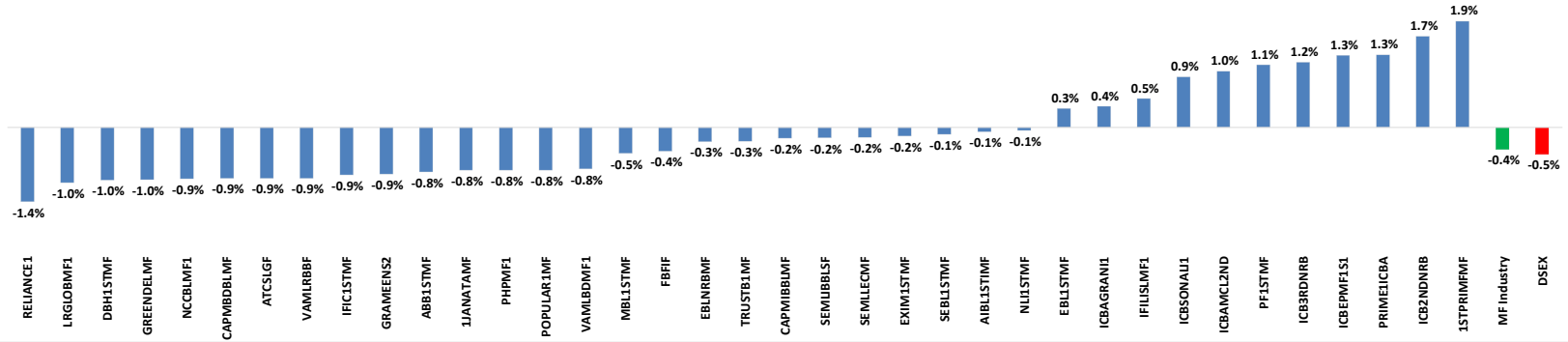
Note: NAV at Market price is taken on the last day NAV value which is declared on the first trading day (Sunday) of the next week. YTD= Year to the date (January 01, 2018 to up to date).

BASL Weekly Mutual Fund Review

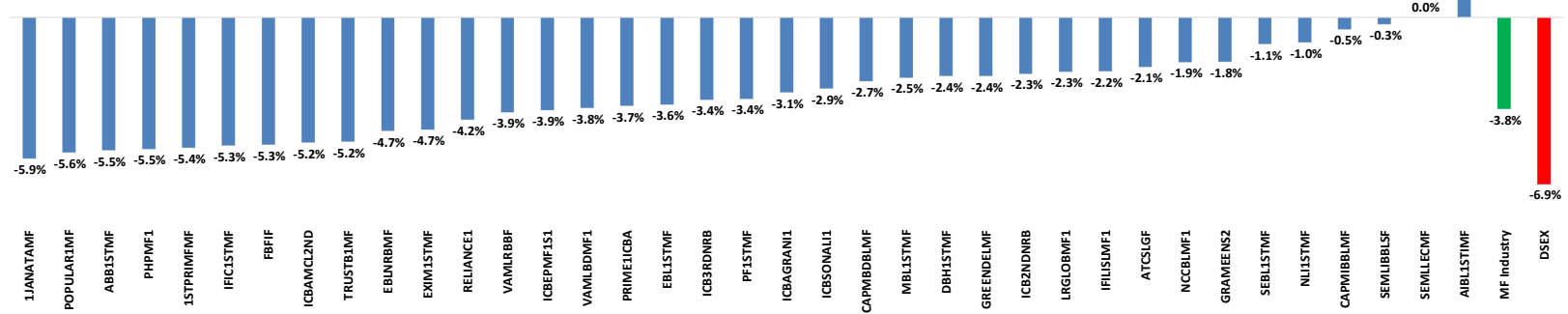
Hadi mansion (7th floor) 2, Dilkusha Commercial Area, Dhaka-1000
info@basl-bd.com, Tel- 9515826-2, www.basl-bd.com



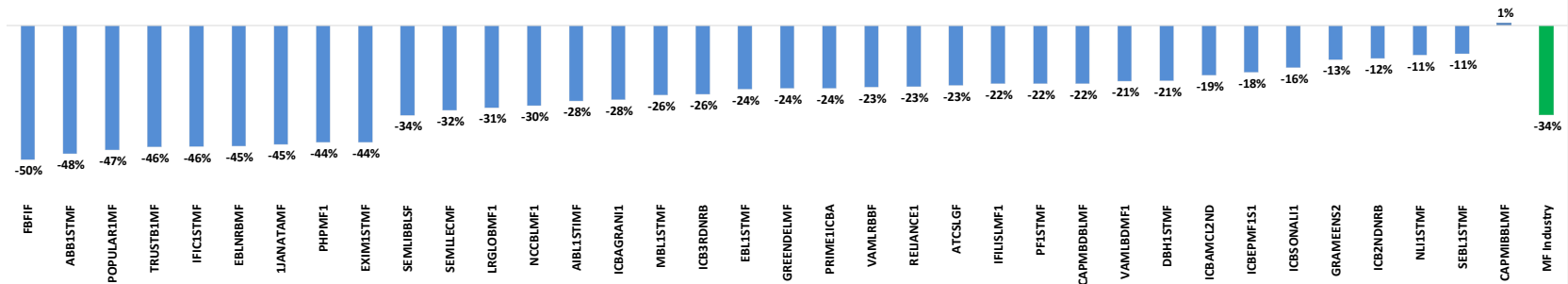
Weekly NAV Growth(%)



YTD (%) Change



Fund Premium/Discount (%)

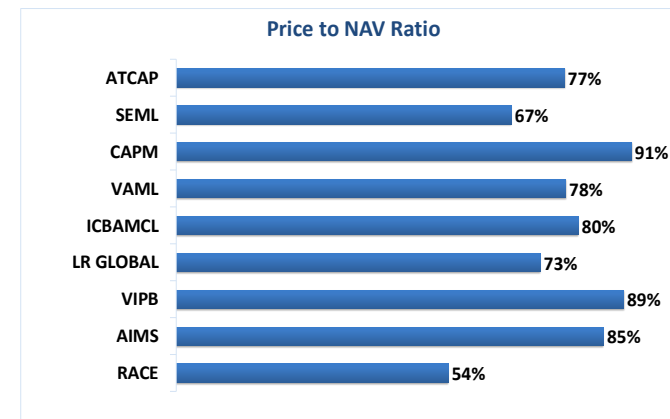
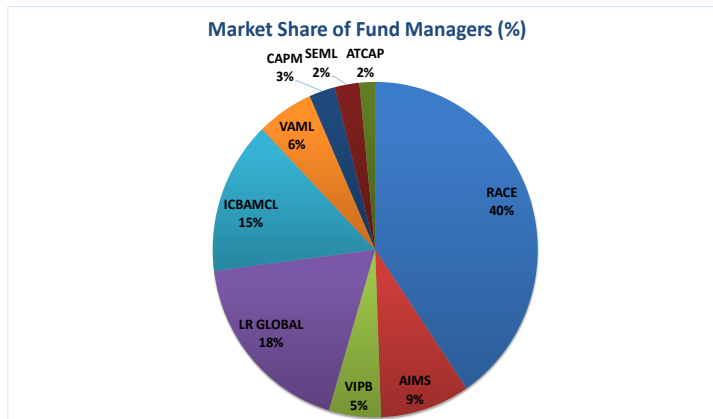
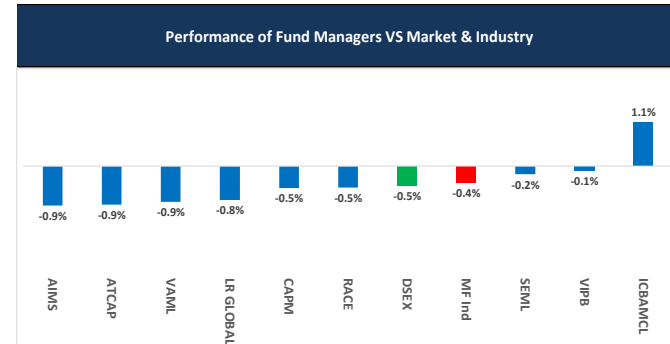


BASL Weekly Mutual Fund Review

Hadi mansion (7th floor) 2, Dilkusha Commercial Area, Dhaka-1000
info@basl-bd.com, Tel- 9515826-2, www.basl-bd.com



Sl. No.	Fund Managers	Market Cap (BDT mn)	Total NAV (BDT mn)	Price/NAV	Premium/Discount (%)
1	RACE	17,167	31,646	54%	-46%
2	AIMS	3,779	4,434	85%	-15%
3	VIPB	2,192	2,457	89%	-11%
4	LR GLOBAL	7,780	10,709	73%	-27%
5	ICBAMCL	6,261	7,805	80%	-20%
6	VAML	2,399	3,088	78%	-22%
7	CAPM	1,091	1,202	91%	-9%
8	SEML	1,044	1,561	67%	-33%
9	ATCAP	661	854	77%	-23%
Total		42,372	63,756	66%	-34%



Disclaimer: This document has been prepared by Bank Asia Securities Ltd (BASL) based on publicly available data for information purpose only and does not solicit any action based on the material contained herein and should not be construed as an offer or solicitation to buy or sell or subscribe to any security. Neither BASL nor any of its directors, shareholders, member of the management or employee represents or warrants expressly or impliedly that the information or data of the sources used in the documents are genuine, accurate, complete, authentic and correct. However all reasonable care has been taken to ensure the accuracy of the contents of this document. BASL or Research & Development Department will not take any responsibility for any decisions made based on the information herein. As this document has been made for the Traders of BASL and strongly prohibitate for circulation to any clients, investors or any other persons from outside of BASL.