

BASL Daily Market Commentary

Tuesday, October 30, 2018

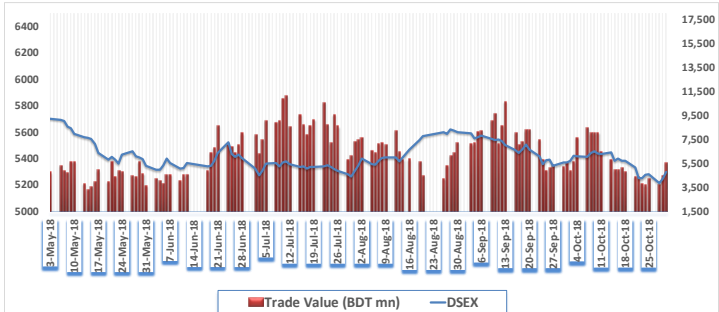
Hadi mansion (7th floor) 2, Dilkusha Commercial Area, Dhaka-1000
info@basl-bd.com, Tel- 9515826-2, www.basl-bd.com



Today's Market View

The DSE broad Index- DSEX closed in green today. The benchmark index increased by 52.6 points or +1.0% and closed at 5299.1 points today. The blue-chip index DS30 and the shariah based index DSES both closed in green, closing to 1876.7 and 1226.4 respectively. Turnover stood at BDT million 5525 (USD 66.6 million), about 24.77% higher than the previous trading session's value. Most of the sectors witnessed bullish performance today. IT (+4.5%) was the highest gainer followed by Service & Real Estate (+3.5%) and Textiles (+2.7%) whereas Life Insurance (-1.3%) was the highest loser, followed by Ceramics (-0.9%), Food & Allied(-0.5%) and Telecommunication (-0.5%) respectively. KPCL (-0.9%) was the highest traded share with a turnover of BDT 122.2 million followed by SHAHJABANK(0.3%) and SUMMITPOWER (+3.8%) respectively. Banks sector has highest turnover of 17.3% in the market. SKTRIMS (+10.0%) was the today's top gainer while STANCERAM (-7.5%) was the top loser today.

Last Six Months Market Movement



Market Summary

Index	Today	Last day	Change	Change (%)	YTD Change (%)
DSEX	5299.1	5246.5	52.6	1.0%	-15.1%
DSES	1226.4	1219.1	7.3	0.6%	-11.8%
DS30	1876.7	1860.3	16.4	0.9%	-17.8%

Total Scripts	Advanced	Declined	Unchanged
330	231	73	34

Market Indicators	Today	Last day	Market RSI (14)	Today	Last day
Market PE	15.17	15.09	42.78	42.78	34.43

Market Statistics	Today	Last day	Change	Change (%)
Mn BDT	3,844,786	3,826,323	18,463	0.48%

Market Cap	Today	Last day	Change	Change (%)
Mn USD	46,323	46,100	222	0.48%

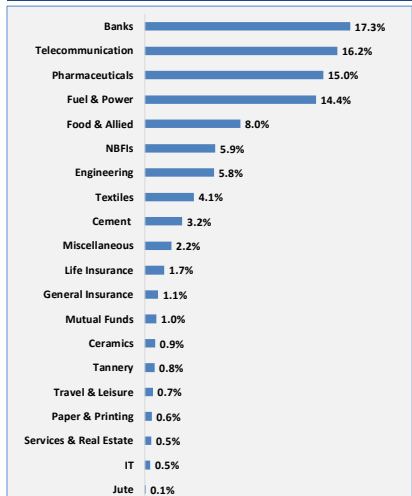
Turnover	Today	Last day	Change	Change (%)
Mn BDT	5,525	4,428	1,097	24.77%

Volume	Today	Last day	Change	Change (%)
Mn Shares	148.5	126.0	22.6	18%

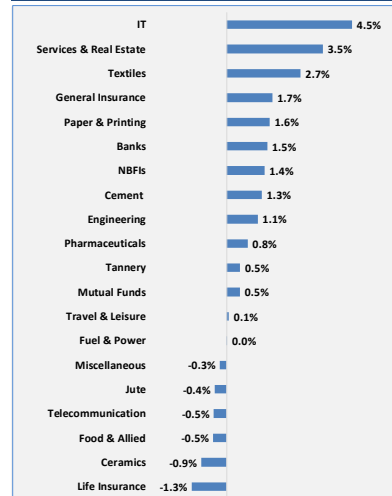
Sector Review

Sector Index	No. of Company	Turnover (mn)	(%) of Total Turnover	Turnover Δ (%)	M.Cap (mn)	(%) of Total M.Cap	M.Cap Δ (%)	P/E (x)
Banks	30	630.6	11.8%	24.9%	561,377	17.3%	1.5%	9.7
Cement	7	89.6	1.7%	67.7%	102,914	3.2%	1.3%	37.5
Ceramics	5	107.7	2.0%	-45.8%	28,431	0.9%	-0.9%	23.2
Engineering	35	558.8	10.5%	29.5%	188,768	5.8%	1.1%	15.1
Food & Allied	18	131.5	2.5%	-1.0%	260,557	8.0%	-0.5%	23.7
Fuel & Power	18	873.9	16.3%	82.4%	467,818	14.4%	0.0%	15.1
General Insurance	35	99.6	1.9%	220.1%	37,144	1.1%	1.7%	11.0
IT	8	182.2	3.4%	-2.9%	15,058	0.5%	4.5%	21.6
Jute	3	12.1	0.2%	-10.0%	2,336	0.1%	-0.4%	104.5
Life Insurance	12	95.7	1.8%	50.8%	53,733	1.7%	-1.3%	n/m
Miscellaneous	12	280.3	5.2%	39.8%	72,969	2.2%	-0.3%	20.0
Mutual Funds	36	15.6	0.3%	49.4%	32,130	1.0%	0.5%	7.4
NBFIs	23	275.8	5.2%	42.5%	192,801	5.9%	1.4%	17.0
Paper & Printing	2	38.8	0.7%	-37.1%	18,937	0.6%	1.6%	23.5
Pharmaceuticals	28	733.0	13.7%	38.4%	487,966	15.0%	0.8%	18.1
Services & Real Estate	4	39.3	0.7%	154.1%	17,860	0.5%	3.5%	15.4
Tannery	6	72.9	1.4%	30.4%	26,654	0.8%	0.5%	17.6
Telecommunication	2	71.8	1.3%	-20.2%	526,395	16.2%	-0.5%	15.1
Textiles	48	955.6	17.9%	11.6%	134,430	4.1%	2.7%	19.7
Travel & Leisure	4	80.9	1.5%	-37.8%	22,074	0.7%	0.1%	28.1

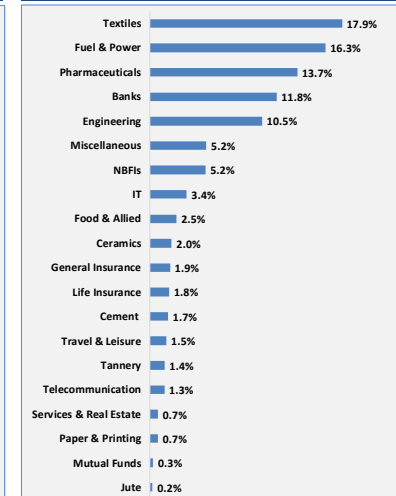
Sector Market Cap. (%)



Sector Return (%)



Turnover Contribution (%)



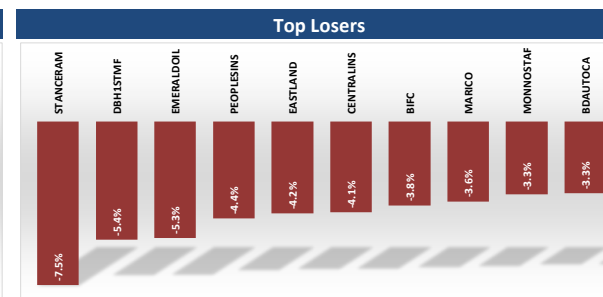
BASL Daily Market Commentary

Tuesday, October 30, 2018

Hadi mansion (7th floor) 2, Dilkusha Commercial Area, Dhaka-1000
info@basl-bd.com, Tel- 9515826-2, www.basl-bd.com



Most Active Stocks				
Scrip	Price	Change (%)	Turnover (BDT mn)	Turnover As (%)
KPCL	122.2	-0.9%	488.4	9.1%
SHAHJABANK	32.1	0.3%	211.2	4.0%
SUMITPOWER	43.9	3.8%	133.3	2.5%
PHARMAID	637.6	5.1%	131.3	2.5%
ADVENT	41	3.5%	126.7	2.4%
NURANI	22	0.9%	118.7	2.2%
SAIHAMTEX	39.8	0.5%	108.8	2.0%
VFSTDL	54.5	9.9%	107.1	2.0%
UPGDCL	317.8	-1.8%	104.2	1.9%
BBSABLES	119.8	1.7%	103.1	1.9%



Market Leaders Composition				
Scrip	Price	Change (%)	Market Cap. (BDT mn)	Market Cap. As (%)
GP	380.2	-0.5%	513,384	15.8%
BATBC	3313.7	-0.5%	198,822	6.1%
SQURPHARMA	267.1	0.5%	196,957	6.1%
UPGDCL	317.8	-1.8%	152,254	4.7%
RENATA	1235.4	0.7%	86,516	2.7%
ICB	127.5	1.1%	84,718	2.6%
BRACBANK	72.7	4.6%	77,971	2.4%
LHBL	44.4	1.1%	51,565	1.6%
SUMITPOWER	43.9	3.8%	46,880	1.4%
KPCL	122.2	-0.9%	44,149	1.4%

Upcoming Record Date & AGM date for Dividends/Right Offerings				
Scrip	Declaration	Record Date	AGM Date	
ACMELAB	35% C	31.10.2018	06.12.2018	
GENNEXT	10% S	30.10.2018	22.11.2018	
STYLECRAFT	410% S	04.11.2018	17.12.2018	
NTC	22% C	12.11.2018	22.12.2018	
ENVOYTEX	10% C 2% S	14.11.2018	20.12.2018	
SUMITPOWER	30% S	11.11.2018	09.12.2018	
MJLBD	45% C 5% S	04.11.2018	22.11.2018	
RAHIMTEXT	20% C 10% S	12.11.2018	27.12.2018	
ADVENT	2% C 10% S	11.11.2018	5.12.2018	

Performances of World Stock Indices				
Indices	Country	Index Value	Change	Change (%)
DJIA	USA	24,682	-45	-0.2%
FTSE 100	UK	7,039	-22	-0.3%
SENSEX	India	33,133	-3	0.0%
Nikkei 225	Japan	21,592	211	1.0%
STI	Singapore	3,507	-4	-0.1%
SSE Comp.	China	3,266	-15	-0.5%
NASDAQ Co	USA	7,345	-19	-0.3%
NYSE Comp.	USA	12,684	20	0.2%

Today's News Cut

WATACHEM: Dividend Declaration

The Board of Directors has recommended 10% cash & 30% stock dividend for the year ended on June 30, 2018. Record Date: 20.11.2018. Date, Time and Venue of the AGM will be notified later. The Company has also reported EPS of Tk. 5.51, NAV per share of Tk. 76.55 and NOCFPS of Tk. 5.49 for the year ended on June 30, 2018 as against Tk. 3.93 (restated), Tk. 73.95 (restated) and Tk. 8.71 (restated) respectively for the same period of the previous year.

USMANIAGL: Dividend Declaration

The Board of Directors has recommended 10% stock dividend for the year ended on June 30, 2018. Date of AGM: 14.12.2018, Time: 10:30 AM, Venue: Registered Office, Kalurghat I/A, Chandgaon, Chittagong. Record Date: 22.11.2018. The Company has also reported EPS of Tk. (1.50), NAV per share of Tk. 118.50 and NOCFPS of Tk. (0.29) for the year ended on June 30, 2018.

Commodity Prices				
Commodity	Latest	Change (%)	52W-Low	52W-High
Oil (\$/barrel)	66.9	-1.0%	53.8	76.9
Gold (\$/Ounce)	1225.0	-0.9%	1167.0	1369.0

Exchange Rates				
USD	EURO	GBP	RUPEE	CAD
85.0	97.0	109.0	1.2	60.5

*Considering current outstanding no. of shares; *Changes/ return has calculated based on the dividend adjusted price on record date * Change in price of stocks calculated with the previous close price and today's close price. *PE excludes stocks with negative earnings and Z category *Turnover includes block trade

BASL Daily Market Commentary

Tuesday, October 30, 2018

Hadi mansion (7th floor) 2, Dilkusha Commercial Area, Dhaka-1000
info@basl-bd.com, Tel- 9515826-2, www.basl-bd.com



Disclaimer

This document has been prepared by Bank Asia Securities Ltd (BASL) based on publicly available data for information purpose only and does not solicit any action based on the material contained herein and should not be construed as an offer or solicitation to buy or sell or subscribe to any security. Neither BASL nor any of its directors, shareholders, member of the management or employee represents or warrants expressly or impliedly that the information or data of the sources used in the documents are genuine, accurate, complete, authentic and correct. However, all reasonable care has been taken to ensure the accuracy of the contents of this document. BASL or Research & Development Department will not take any responsibility for any decisions made based on the information herein. As this document has been made for the Traders of BASL and strongly prohibited for circulation to any clients, investors or any other persons from outside of BASL.

About Bank Asia Securities (BASL)

Bank Asia Securities Limited (BASL) is one of the leading full-service brokerage companies in Bangladesh. The company was formed in 2009 and running its operation as a majority owned subsidiary of Bank Asia Limited. BASL offers full-fledged standard brokerage services for retail, institutional and foreign clients with a dedicated team of skilled professionals. The company is currently providing the brokerage services under the membership of Dhaka Stock Exchange Limited (DSE).

BASL Research Team

Mr. Shariful Alam Chowdhury
Head of Research & Investments

tushar@basl-bd.com, tusharbd@bloomberg.net

Mr. Shohidul Islam
Research Analyst

shohidul@basl-bd.com, shohidulbd@bloomberg.net

Mr. Monir Hossain
Research Associate

monir@basl-bd.com

Tanzin Naher
Research Associate

Tanzin.naher@basl-bd.com

BASL Networks

Head Office Hadi Mansion (7th Floor) 2, Dilkusha Commercial Area Dhaka-1000 Phone: +88-02-9515826-28 Fax: +88-02-9567884	Modhumita Extension Office 158-160 Modhumita Building (5th Floor) Motijheel C/A, Dhaka-1000 Phone: +88-01819118893	Dhanmondi Branch Meher Plaza (1st Floor), House # 13/A, Road # 05 Dhanmondi, Dhaka - 1207 Phone: +8802-8624874-5	Mirpur Branch Nishi Plaza, plot # 01, Avenue-04, Section-06, Block-C Mirpur, Dhaka - 1216 Phone: +88-02-9013841	Uttara Branch House # 79/A, (4th Floor), Road # 07, Sector # 04 Uttara Model Town, Dhaka-1230 Phone: +88-02-8958371	Banani Branch Nur Empori, Plot # 77 (1st Floor), Road No # 11, Banani, Dhaka-1213 Phone: +8801716180767	Khulna Branch 28, Sir Iqbal Road (1st Floor) Khulna Phone: +88-041-731208-9
--	--	---	---	---	--	---

For International Trade & Sales, please contact **Mr. Sumon Das, Chief Executive Officer**. Please call at +8801993111666, +880 02 9515826, Ext:101 at Business hour. For further query, write to us at research@basl-bd.com.