

# BASL Daily Market Commentary

Sunday, September 30, 2018

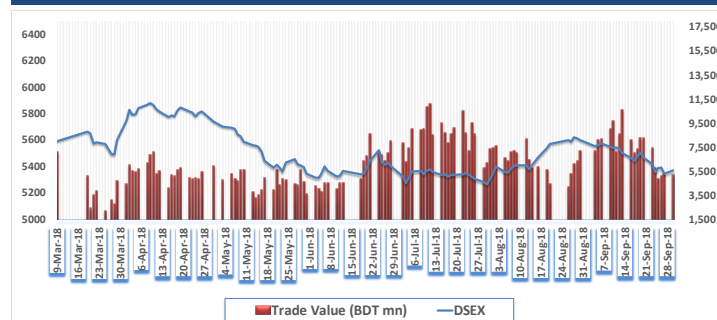
Hadi mansion (7th floor) 2, Dilkusha Commercial Area, Dhaka-1000  
info@basl-bd.com, Tel- 9515826-2, www.basl-bd.com



## Today's Market View

The DSE broad Index- DSEX closed in green today. The benchmark index advanced by 26.1 points or 0.5% and closed at 5369.0 points today. The blue-chip index DS30 and the shariah based index DSES both closed in green closing to 1889.7 and 1239.1 respectively. Turnover stood at BDT 5164 million (USD 62.2 million), about 1.70% lower than the previous trading session's value. Most of the sectors witnessed bullish performance today. Jute sector (+4.0%) was the highest gainer followed by Ceramics (+2.2%) and Fuel & Power (+2.1%), whereas Life Insurance (-4.4%) was the highest loser, followed by IT (-1.4%) and Services & Real Estate (-1.3%). UPGDCL (+4.3%) was the highest traded share with a turnover of BDT 449.3 million followed by KPCL (+8.0%) and IFADAUTUS (-2.3%) respectively. Banks sector has highest turnover of 16.8% in the market. AL-HAJTEX (10.0%) was the today's top gainer while INTECH (-9.5%) was the top loser today.

## Last Six Months Market Movement



## Market Summary

Index	Today	Last day	Change	Change (%)	YTD Change (%)
DSEX	5369.0	5342.9	26.1	0.5%	-14.0%
DSES	1239.1	1230.0	9.1	0.7%	-10.9%
DS30	1889.7	1884.8	4.9	0.3%	-17.2%

Total Scripts	Advanced	Declined	Unchanged
330	187	95	54

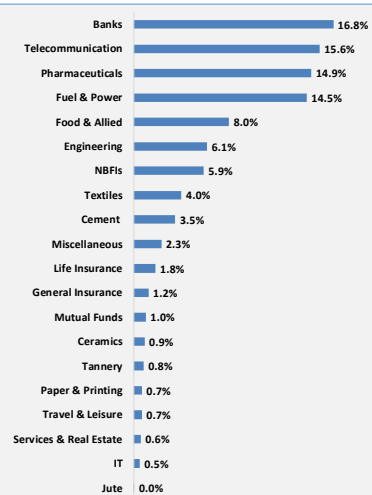
Market Indicators	Today	Last day	Today	Last day
Market PE	15.10	15.02	Market RSI (14)	51.73
				57.35

Market Statistics	Today	Last day	Change	Change (%)
Market Cap	Mn BDT	3,859,274	3,880,121	(20,847)
	Mn USD	46,497	46,748	(251)
Turnover	Mn BDT	5,164	5,253	(89)
	Mn USD	62.2	63.3	(1.1)
Volume	Mn Shares	110.8	117.5	(6.7)

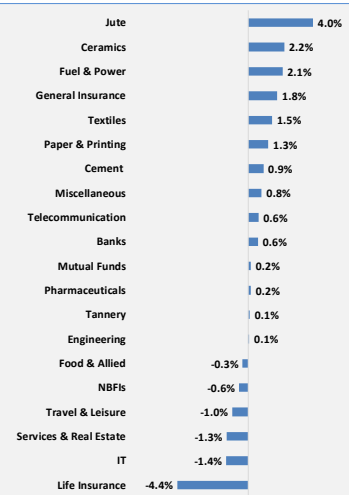
## Sector Review

Sector Index	No. of Company	Turnover (mn)	(%) of Total Turnover	Turnover Δ (%)	M.Cap (mn)	(%) of Total M.Cap	M.Cap Δ (%)	P/E (x)
Banks	30	233.7	4.9%	5.7%	550,296	16.8%	0.6%	9.6
Cement	7	121.9	2.5%	75.0%	114,444	3.5%	0.9%	36.2
Ceramics	5	168.3	3.5%	134.3%	29,835	0.9%	2.2%	32.6
Engineering	35	864.6	18.0%	-9.3%	201,578	6.1%	0.1%	17.2
Food & Allied	18	85.3	1.8%	-50.9%	262,303	8.0%	-0.3%	18.9
Fuel & Power	18	1038.6	21.6%	-4.4%	477,479	14.5%	2.1%	15.4
General Insurance	35	262.7	5.5%	-0.4%	40,689	1.2%	1.8%	11.1
IT	8	156.2	3.2%	-47.8%	16,092	0.5%	-1.4%	18.9
Jute	3	3.9	0.1%	-24.5%	1,530	0.0%	4.0%	308.9
Life Insurance	12	80.9	1.7%	-44.8%	60,032	1.8%	-4.4%	n/m
Miscellaneous	12	234.9	4.9%	-15.8%	76,187	2.3%	0.8%	20.7
Mutual Funds	36	16.7	0.3%	-37.6%	33,122	1.0%	0.2%	7.7
NBFIs	23	161.6	3.4%	-18.7%	192,761	5.9%	-0.6%	16.5
Paper & Printing	2	31.6	0.7%	-8.7%	22,296	0.7%	1.3%	44.1
Pharmaceuticals	28	437.1	9.1%	10.9%	489,875	14.9%	0.2%	17.4
Services & Real Estate	4	41.3	0.9%	42.4%	19,209	0.6%	-1.3%	15.9
Tannery	6	42.7	0.9%	3.5%	27,404	0.8%	0.1%	16.5
Telecommunication	2	75.4	1.6%	85.6%	513,047	15.6%	0.6%	14.9
Textiles	48	656.0	13.6%	-2.9%	131,686	4.0%	1.5%	19.8
Travel & Leisure	4	98.9	2.1%	142.1%	22,290	0.7%	-1.0%	29.6

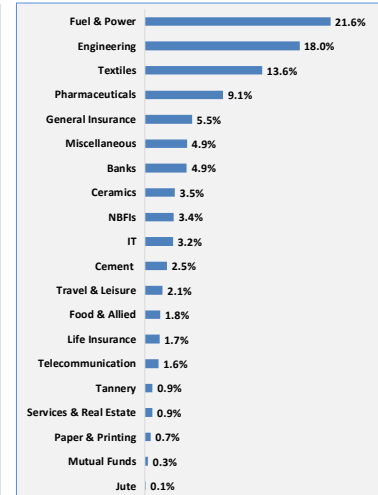
## Sector Market Cap. (%)



## Sector Return (%)



## Turnover Contribution (%)



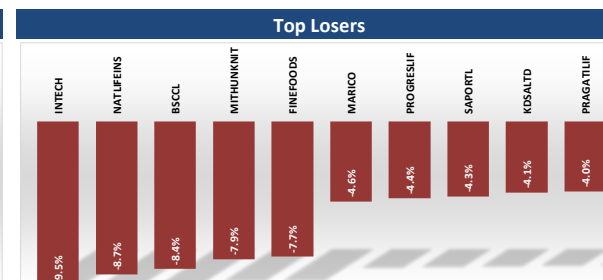
# BASL Daily Market Commentary

Sunday, September 30, 2018

Hadi mansion (7th floor) 2, Dilkusha Commercial Area, Dhaka-1000  
info@basl-bd.com, Tel- 9515826-2, www.basl-bd.com



Most Active Stocks				
Scrip	Price	Change (%)	Turnover (BDT mn)	Turnover As (%)
UPGDCL	336.5	4.3%	449.3	9.3%
KPCL	118.8	8.0%	413.6	8.6%
IFADAUTOS	128	-2.3%	312.4	6.5%
MONNOCERA	357.3	6.6%	154.6	3.2%
ACTIVEFINE	42.8	3.9%	152.6	3.2%
BSCABLES	127	3.7%	120.9	2.5%
INTECH	57.3	-9.5%	115.2	2.4%
CONFIDCEM	222.2	4.0%	106.7	2.2%
SHASHADNIM	70.4	2.6%	86.5	1.8%
SKTRIMS	34.2	10.0%	82.4	1.7%



Market Leaders Composition				
Scrip	Price	Change (%)	Market Cap. (BDT mn)	Market Cap. As (%)
GP	370.4	0.9%	500,151	15.2%
BATBC	3372.4	-0.5%	202,344	6.2%
SQURPHARMA	272.7	0.9%	201,087	6.1%
UPGDCL	336.5	4.3%	161,213	4.9%
RENATA	1226.3	0.4%	85,879	2.6%
ICB	126	-0.9%	83,721	2.6%
BRACBANK	71.8	2.3%	77,006	2.3%
LHBL	51.9	0.0%	60,275	1.8%
SUMITPOWER	40.9	-0.2%	43,676	1.3%
KPCL	118.8	8.0%	42,921	1.3%

Upcoming Record Date & AGM date for Dividends/Right Offerings				
Scrip	Declaration	Record Date	AGM Date	
MEGHNACEM	10% S	04.10.2018	31.10.2018	
EHL	25% C	11.10.2018	08.11.2018	
ETL	No dividend	11.10.2018	30.10.2018	
ARGONDENIM	15% C 10% S	11.10.2018	30.10.2018	
APEXFOOT	55% C	14.10.2018	14.11.2018	
DOREENPWR	15% C 10% S	18.10.2018	13.12.2018	
NORTHERN	No dividend	14.10.2018	04.11.2018	
LEGACYFOOT	5% C 15% S	17.10.2018	17.11.2018	
BSRMLTD	10% C 10% S	21.10.2018	03.12.2018	
IBNSINA	30% C 10% S	22.10.2018	22.11.2018	

Performances of World Stock Indices				
Indices	Country	Index Value	Change	Change (%)
DJIA	USA	24,682	-45	-0.2%
FTSE 100	UK	7,039	-22	-0.3%
SENSEX	India	33,133	-3	0.0%
Nikkei 225	Japan	21,592	211	1.0%
STI	Singapore	3,507	-4	-0.1%
SSE Comp.	China	3,266	-15	-0.5%
NASDAQ Co	USA	7,345	-19	-0.3%
NYSE Comp.	USA	12,684	20	0.2%

## Today's News Cut

### BSCCL: Dividend Declaration

The Board of Directors has recommended 5% cash dividend for the year ended on June 30, 2018. Date of AGM: 08.11.2018, Time: 11:00 AM, Venue: Trust Milonayaton, 545, Old Airport Road, Dhaka Cantonment, Dhaka. Record Date: 18.10.2018. The Company has also reported EPS of Tk. 0.44, NAV per share of Tk. 35.68 and NOCFPS of Tk. 4.07 for the year ended on June 30, 2018 as against Tk. 1.93, Tk. 36.44 and Tk. 1.20 respectively for the same period of the previous year.

### IFADAUTOS: Dividend Declaration

The Board of Directors has recommended 22% cash dividend for shareholders (excluding Sponsors/Directors) and 10% stock dividend for all shareholders for the year ended on June 30, 2018. The Sponsors shareholders hold 14,15,16,665 shares out of total 22,54,46,000 shares of the Company and general shareholders will get cash dividend of Tk. 18,46,44,537.00. Date of AGM: 19.12.2018, Time and venue: to be notified later on. Record Date: 18.10.2018. (cont.)

Commodity Prices				
Commodity	Latest	Change (%)	52W-Low	52W-High
Oil (\$/barrel)	73.6	2.0%	49.1	75.3
Gold (\$/Ounce)	1196.2	0.7%	1167.0	1369.0

Exchange Rates				
USD	EURO	GBP	RUPEE	CAD
83.8	97.4	109.2	1.2	60.6

\*Considering current outstanding no. of shares; \*Changes/ return has calculated based on the dividend adjusted price on record date \* Change in price of stocks calculated with the previous close price and today's close price. \*PE excludes stocks with negative earnings and Z category \*Turnover includes block trade

Source: www.dsebd.org; www.bloomberg.com, www.finance.yahoo.com, http://money.cnn.com, https://fx-rate.net

**Disclaimer:** This document has been prepared by Bank Asia Securities Ltd (BASL) based on publicly available data for information purpose only and does not solicit any action based on the material contained herein and should not be construed as an offer or solicitation to buy or sell or subscribe to any security. Neither BASL nor any of its directors, shareholders, member of the management or employee represents or warrants expressly or impliedly that the information or data of the sources used in the documents are genuine, accurate, complete, authentic and correct. However, all reasonable care has been taken to ensure the accuracy of the contents of this document. BASL or Research & Development Department will not take any responsibility for any decisions made based on the information herein. As this document has been made for the Traders of BASL and strongly prohibited for circulation to any clients, investors or any other persons from outside of BASL.

# BASL Daily Market Commentary

Sunday, September 30, 2018

Hadi mansion (7th floor) 2, Dilkusha Commercial Area, Dhaka-1000  
info@basl-bd.com, Tel- 9515826-2, www.basl-bd.com



## Disclaimer

This document has been prepared by Bank Asia Securities Ltd (BASL) based on publicly available data for information purpose only and does not solicit any action based on the material contained herein and should not be construed as an offer or solicitation to buy or sell or subscribe to any security. Neither BASL nor any of its directors, shareholders, member of the management or employee represents or warrants expressly or impliedly that the information or data of the sources used in the documents are genuine, accurate, complete, authentic and correct. However, all reasonable care has been taken to ensure the accuracy of the contents of this document. BASL or Research & Development Department will not take any responsibility for any decisions made based on the information herein. As this document has been made for the Traders of BASL and strongly prohibited for circulation to any clients, investors or any other persons from outside of BASL.

## About Bank Asia Securities (BASL)

Bank Asia Securities Limited (BASL) is one of the leading full-service brokerage companies in Bangladesh. The company was formed in 2009 and running its operation as a majority owned subsidiary of Bank Asia Limited. BASL offers full-fledged standard brokerage services for retail, institutional and foreign clients with a dedicated team of skilled professionals. The company is currently providing the brokerage services under the membership of Dhaka Stock Exchange Limited (DSE).

## BASL Research Team

Mr. Shariful Alam Chowdhury  
Head of Research & Investments

tushar@basl-bd.com, tusharbd@bloomberg.net

Mr. Shohidul Islam  
Research Analyst

shohidul@basl-bd.com, shohidulbd@bloomberg.net

Mr. Monir Hossain  
Research Associate

monir@basl-bd.com

## BASL Networks

<b>Head Office</b> Hadi Mansion (7th Floor) 2, Dilkusha Commercial Area Dhaka-1000 Phone: +88-02-9515826-28 Fax: +88-02-9567884	<b>Modhumita Extension Office</b> 158-160 Modhumita Building (5th Floor) Motijheel C/A, Dhaka-1000 Phone: +88-01819118893	<b>Dhanmondi Branch</b> Meher Plaza (1st Floor), House # 13/A, Road # 05 Dhanmondi, Dhaka - 1207 Phone: +8802-8624874-5	<b>Mirpur Branch</b> Nishi Plaza, plot # 01, Avenue-04, Section-06, Block-C Mirpur, Dhaka - 1216 Phone: +88-02-9013841	<b>Uttara Branch</b> House # 79/A, (4th Floor), Road # 07, Sector # 04 Uttara Model Town, Dhaka-1230 Phone: +88-02-8958371	<b>Banani Branch</b> Nur Empori, Plot # 77 (1st Floor), Road No # 11, Banani, Dhaka-1213 Phone: +8801716180767	<b>Khulna Branch</b> 28, Sir Iqbal Road (1st Floor) Khulna Phone: +88-041-731208-9
--	--	---	---	---	--	---

For International Trade & Sales, please contact **Mr. Sumon Das, Chief Executive Officer**. Please call at +8801993111666, +880 02 9515826, Ext:101 at Business hour.

For further query, write to us at [research@basl-bd.com](mailto:research@basl-bd.com).