

BASL Daily Market Commentary

Thursday, November 29, 2018

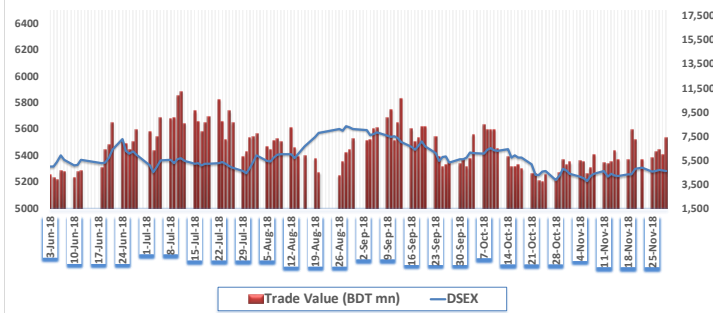
Hadi mansion (7th floor) 2, Dilkusha Commercial Area, Dhaka-1000
info@basl-bd.com, Tel- 9515826-2, www.basl-bd.com



Today's Market View

The DSE broad Index- DSEX closed in red today. The benchmark index decreased by 5.5 points or 0.1% and closed at 5281.3 points today. Today the blue-chip index DS30 closed in green and closed at 1861.6 and the shariah based index DSES closed in green and closed at 1223.5. Turnover stood at BDT 7356 million (USD 88.6 million), about 23.77% higher than the previous trading session's value. Most of the sectors witnessed bearish performance today. Textiles sector (+1.3 %) was the highest gainer, followed by Services & Real Estate (+1.1%) and Pharmaceuticals (+0.9%) respectively, whereas Fuel & Power (-2.5%) was the highest loser, followed by Tannery (-2.1%) and Travel & Leisure (-1.7%). SAIHAMTEX (+8.8%) was the highest traded share with a turnover of BDT 476.7 million followed by UPGDCL (-5.8%) and KPCL (-4.2%) respectively. Banks sector has highest turnover of 17.1% in the market. MLDYEING (+10.0%) was the today's top gainer while SONALIANSH (-7.1%) was the top loser today.

Last Six Months Market Movement



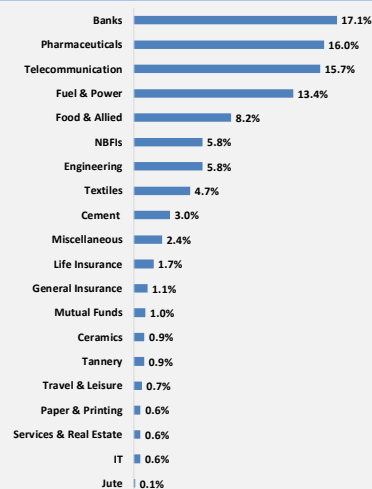
Market Summary

Index	Today	Last day	Change	Change (%)	YTD Change (%)
DSEX	5281.3	5286.7	-5.5	-0.1%	-15.4%
DSES	1223.5	1222.8	0.6	0.1%	-12.0%
DS30	1861.6	1860.6	1.0	0.1%	-18.5%
Total Scripts					
	330	111	182	41	
Market Indicators					
	Today	Last day	Today	Last day	
Market PE	14.35	14.43	Market RSI (14)	48.73	49.83
Market Statistics					
	Today	Last day	Change	Change (%)	
Market Cap	Mn BDT	3,817,824	3,836,829	(19,005)	-0.50%
	Mn USD	45,998	46,227	(229)	
Turnover	Mn BDT	7,356	5,943	1,413	23.77%
	Mn USD	88.6	71.6	17.0	
Volume	Mn Shares	179.7	155.5	24.2	16%

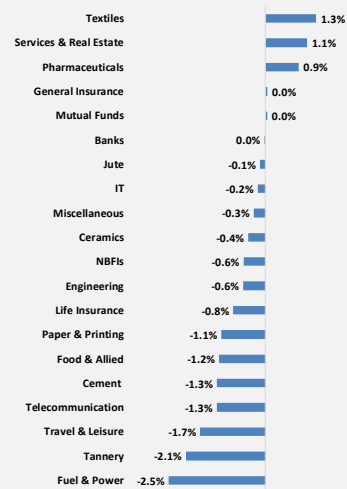
Sector Review

Sector Index	No. of Company	Turnover (mn)	(%) of Total Turnover	Turnover Δ (%)	M.Cap (mn)	(%) of Total M.Cap	M.Cap Δ (%)	P/E (x)
Banks	30	268.6	3.8%	-37.8%	549,107	17.1%	0.0%	9.8
Cement	7	62.0	0.9%	105.2%	97,868	3.0%	-1.3%	35.5
Ceramics	5	99.4	1.4%	-0.3%	29,193	0.9%	-0.4%	21.7
Engineering	35	545.9	7.7%	-9.1%	185,492	5.8%	-0.6%	15.5
Food & Allied	18	269.0	3.8%	-16.7%	263,061	8.2%	-1.2%	19.5
Fuel & Power	18	842.2	11.8%	41.8%	430,971	13.4%	-2.5%	10.6
General Insurance	35	61.8	0.9%	26.3%	36,931	1.1%	0.0%	11.1
IT	8	407.9	5.7%	14.2%	17,964	0.6%	-0.2%	22.0
Jute	3	56.0	0.8%	-16.7%	3,600	0.1%	-0.1%	161.1
Life Insurance	12	139.1	2.0%	-21.5%	53,513	1.7%	-0.8%	n/m
Miscellaneous	12	420.6	5.9%	3.5%	76,462	2.4%	-0.3%	22.0
Mutual Funds	36	16.6	0.2%	20.1%	31,947	1.0%	0.0%	14.3
NBFIs	23	178.4	2.5%	-38.6%	185,617	5.8%	-0.6%	22.8
Paper & Printing	2	30.0	0.4%	8.4%	18,499	0.6%	-1.1%	25.6
Pharmaceuticals	28	1273.6	17.9%	42.7%	514,525	16.0%	0.9%	17.2
Services & Real Estate	4	37.9	0.5%	-6.5%	18,212	0.6%	1.1%	12.9
Tannery	6	148.1	2.1%	24.7%	27,753	0.9%	-2.1%	15.7
Telecommunication	2	51.1	0.7%	27.8%	504,183	15.7%	-1.3%	14.4
Textiles	48	2110.6	29.6%	78.2%	152,377	4.7%	1.3%	17.7
Travel & Leisure	4	106.0	1.5%	133.8%	21,671	0.7%	-1.7%	26.1

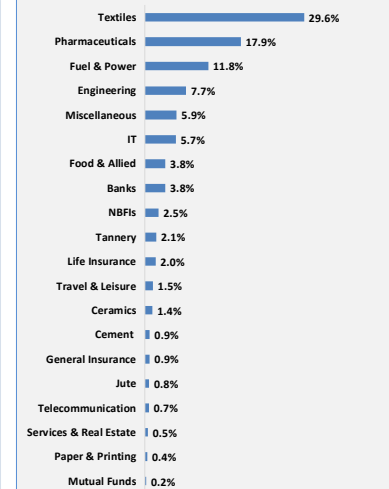
Sector Market Cap. (%)



Sector Return (%)



Turnover Contribution (%)



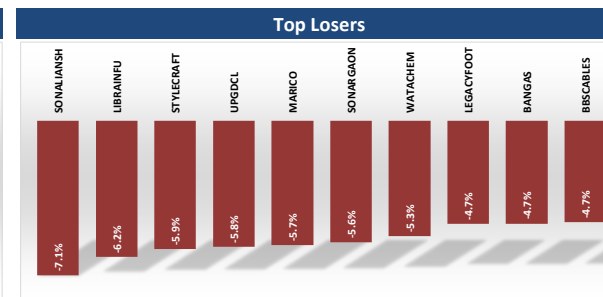
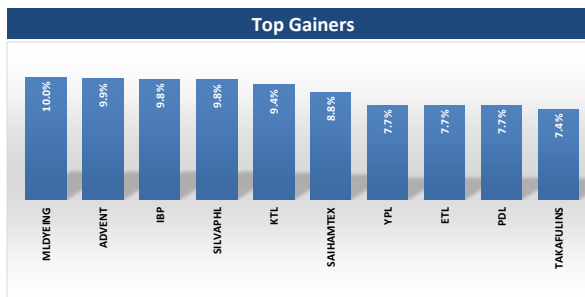
BASL Daily Market Commentary

Thursday, November 29, 2018

Hadi mansion (7th floor) 2, Dilkusha Commercial Area, Dhaka-1000
info@basl-bd.com, Tel- 9515826-2, www.basl-bd.com



Most Active Stocks				
Scrip	Price	Change (%)	Turnover (BDT mn)	Turnover As (%)
SAIHAMTEX	64.6	8.8%	476.7	6.7%
UPGDCL	289.3	-5.8%	298.5	4.2%
KPCL	61.3	-4.2%	244.7	3.4%
ADVENT	43.4	9.9%	233.9	3.3%
SQURPHARMA	263.5	2.1%	203.7	2.9%
PTL	65.5	1.1%	190.1	2.7%
VFSTDL	60.1	6.4%	178.4	2.5%
KTL	32.7	9.4%	174.6	2.4%
SKTRIMS	50.9	1.6%	168.4	2.4%
QUEENSOUTH	48.8	0.0%	167.2	2.3%



Market Leaders Composition				
Scrip	Price	Change (%)	Market Cap. (BDT mn)	Market Cap. As (%)
GP	362.7	-1.3%	489,754	15.2%
SQURPHARMA	263.5	2.1%	207,904	6.5%
BATBC	3316.6	-1.2%	198,996	6.2%
UPGDCL	289.3	-5.8%	138,600	4.3%
RENATA	1142	1.7%	91,972	2.9%
ICB	112.4	-0.7%	78,419	2.4%
BRACBANK	72.7	0.3%	77,971	2.4%
LHBL	40.6	-1.9%	47,152	1.5%
OLYMPIC	217.9	-0.5%	43,567	1.4%
SUMITPOWER	39	0.5%	41,647	1.3%

Upcoming Record Date & AGM date for Dividends/Right Offerings			
Scrip	Declaration	Record Date	AGM Date
KPCL	30%C 10%S	09.12.2018	22.11.2018
KEYACOSME	10%S	12.12.2018	26.01.2019
FAMILYTEX	5%S	15.12.2018	25.11.2018
KPCL	30%C 10%S	09.12.2018	22.11.2018
SPCL	25%C 3%S	03.12.2018	27.01.2019

Performances of World Stock Indices				
Indices	Country	Index Value	Change	Change (%)
DJIA	USA	24,682	-45	-0.2%
FTSE 100	UK	7,039	-22	-0.3%
SENSEX	India	33,133	-3	0.0%
Nikkei 225	Japan	21,592	211	1.0%
STI	Singapore	3,507	-4	-0.1%
SSE Comp.	China	3,266	-15	-0.5%
NASDAQ Co	USA	7,345	-19	-0.3%
NYSE Comp.	USA	12,684	20	0.2%

Today's News Cut

TRUSTBANK: Board Decision to Purchase Land

The Company has informed that the Board of Directors has decided to purchase a land of 27.26 katha for its Head Office along with Training Academy and a branch located at Jolshiri Abason, Rupganj, Narayanganj at an estimated cost of Tk. 34,43,50,000.00 only including registration cost, VAT, Tax as per Govt. Rules, subject to prior approval of Bangladesh Bank.

PENINSULA: Buy Declarations of a Director

Mr. Mahbood-Ur-Rahman, one of the Directors of the Company, has expressed his intention to buy 5,00,000 shares of the company at prevailing market price (in the Public Market) through Stock Exchange (DSE) within next 30 working days.

Commodity Prices				
Commodity	Latest	Change (%)	52W-Low	52W-High
Oil (\$/barrel)	49.8	-1.0%	50.1	76.9
Gold (\$/Ounce)	1225.1	0.1%	1167.0	1369.0

Exchange Rates				
USD	EURO	GBP	RUPEE	CAD
83.9	95.4	107.2	1.2	61.4

*Considering current outstanding no. of shares; *Changes/ return has calculated based on the dividend adjusted price on record date * Change in price of stocks calculated with the previous close price and today's close price. *PE excludes stocks with negative earnings and Z category *Turnover includes block trade

Source: www.dsebd.org; www.bloomberg.com, www.finance.yahoo.com, http://money.cnn.com, https://fx-rate.net

BASL Daily Market Commentary

Thursday, November 29, 2018

Hadi mansion (7th floor) 2, Dilkusha Commercial Area, Dhaka-1000
info@basl-bd.com, Tel- 9515826-2, www.basl-bd.com



Disclaimer

This document has been prepared by Bank Asia Securities Ltd (BASL) based on publicly available data for information purpose only and does not solicit any action based on the material contained herein and should not be construed as an offer or solicitation to buy or sell or subscribe to any security. Neither BASL nor any of its directors, shareholders, member of the management or employee represents or warrants expressly or impliedly that the information or data of the sources used in the documents are genuine, accurate, complete, authentic and correct. However, all reasonable care has been taken to ensure the accuracy of the contents of this document. BASL or Research & Development Department will not take any responsibility for any decisions made based on the information herein. As this document has been made for the Traders of BASL and strongly prohibited for circulation to any clients, investors or any other persons from outside of BASL.

About Bank Asia Securities (BASL)

Bank Asia Securities Limited (BASL) is one of the leading full-service brokerage companies in Bangladesh. The company was formed in 2009 and running its operation as a majority owned subsidiary of Bank Asia Limited. BASL offers full-fledged standard brokerage services for retail, institutional and foreign clients with a dedicated team of skilled professionals. The company is currently providing the brokerage services under the membership of Dhaka Stock Exchange Limited (DSE).

BASL Research Team

Mr. Shariful Alam Chowdhury
Head of Research & Investments

tushar@basl-bd.com, tusharbd@bloomberg.net

Mr. Shohidul Islam
Research Analyst

shohidul@basl-bd.com, shohidulbd@bloomberg.net

Mr. Monir Hossain
Research Associate

monir@basl-bd.com

Tanzin Naher
Research Associate

Tanzin.naher@basl-bd.com

BASL Networks

Head Office Hadi Mansion (7th Floor) 2, Dilkusha Commercial Area Dhaka-1000 Phone: +88-02-9515826-28 Fax: +88-02-9567884	Modhumita Extension Office 158-160 Modhumita Building (5th Floor) Motijheel C/A, Dhaka-1000 Phone: +88-01819118893	Dhanmondi Branch Meher Plaza (1st Floor), House # 13/A, Road # 05 Dhanmondi, Dhaka - 1207 Phone: +8802-8624874-5	Mirpur Branch Nishi Plaza, plot # 01, Avenue-04, Section-06, Block-C Mirpur, Dhaka - 1216 Phone: +88-02-9013841	Uttara Branch House # 79/A, (4th Floor), Road # 07, Sector # 04 Uttara Model Town, Dhaka-1230 Phone: +88-02-8958371	Banani Branch Nur Empori, Plot # 77 (1st Floor), Road No # 11, Banani, Dhaka-1213 Phone: +8801716180767	Khulna Branch 28, Sir Iqbal Road (1st Floor) Khulna Phone: +88-041-731208-9
--	--	---	---	---	--	---

For International Trade & Sales, please contact **Mr. Sumon Das, Chief Executive Officer**. Please call at +8801993111666, +880 02 9515826, Ext:101 at Business hour. For further query, write to us at research@basl-bd.com.