

BASL Daily Market Commentary

Monday, September 24, 2018

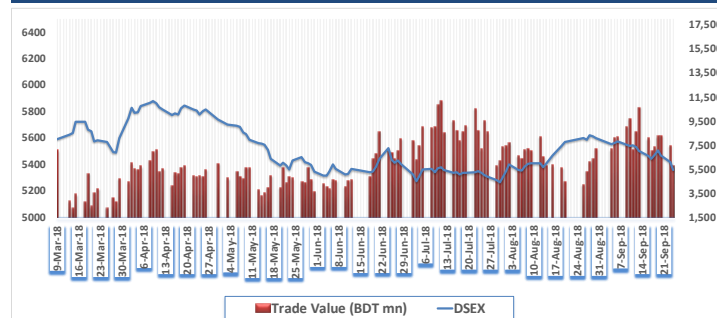
Hadi mansion (7th floor) 2, Dilkusha Commercial Area, Dhaka-1000
info@basl-bd.com, Tel- 9515826-2, www.basl-bd.com



Today's Market View

The DSE broad Index- DSEX closed in red today. The benchmark index declined by 57.7 points or 1.1% and closed at 5357.5 points today. The blue-chip index DS30 and the shariah based index DSES both closed in red closing to 1883.5 and 1233.5 respectively. Turnover stood at BDT 5801 million (USD 69.9 million), about 21.86% lower than the previous trading session's value. Most of the sectors witnessed bearish performance today. Food & Allied sector (+0.1%) was the highest gainer, whereas Paper & Printing (-3.8%) was the highest loser, followed by Jute (-3.7%) and Engineering (-2.9%). KPCL (-6.1%) was the highest traded share with a turnover of BDT 648.8 million followed by UPGDCL (-3.1%) and SHASHADNIM (-2.2%) respectively. Banks sector has highest turnover of 16.9% in the market. ISNLTD (+9.9%) was the today's top gainer while INTECH (-9.9%) was the top loser today.

Last Six Months Market Movement



Market Summary

Index	Today	Last day	Change	Change (%)	YTD Change (%)
DSEX	5357.5	5415.2	-57.7	-1.1%	-14.2%
DSES	1233.5	1250.2	-16.7	-1.3%	-11.3%
DS30	1883.5	1897.2	-13.8	-0.7%	-17.5%

Total Scripts	Advanced	Declined	Unchanged
330	49	265	23

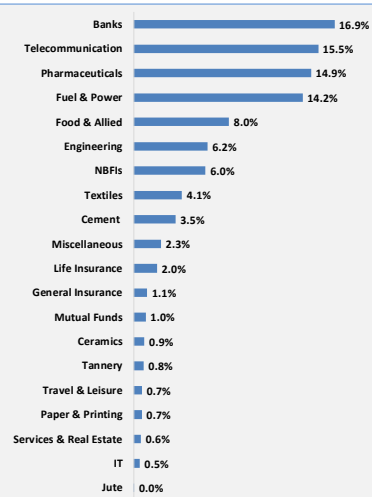
Market Indicators	Today	Last day	Today	Last day
Market PE	15.08	15.24	Market RSI (14)	60.29
				60.43

Market Statistics	Today	Last day	Change	Change (%)
Market Cap				
Mn BDT	3,848,471	3,885,883	(37,412)	-0.96%
Mn USD	46,367	46,818	(451)	
Turnover				
Mn BDT	5,801	7,424	(1,623)	-21.86%
Mn USD	69.9	89.4	(19.6)	
Volume				
Mn Shares	124.1	159.0	(34.9)	-22%

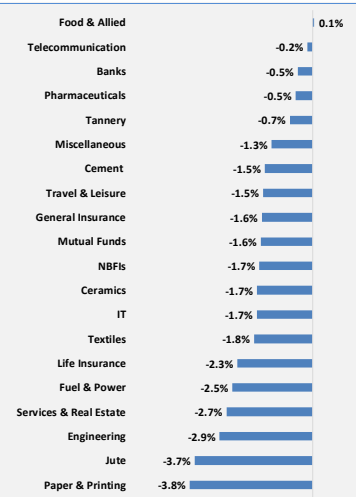
Sector Review

Sector Index	No. of Company	Turnover (mn)	(%) of Total Turnover	Turnover Δ (%)	M.Cap (mn)	(%) of Total M.Cap	M.Cap Δ (%)	P/E (x)
Banks	30	322.3	5.7%	29.2%	548,808	16.9%	-0.5%	9.5
Cement	7	72.6	1.3%	-48.9%	114,696	3.5%	-1.5%	36.3
Ceramics	5	66.0	1.2%	-56.0%	29,236	0.9%	-1.7%	32.0
Engineering	35	1039.7	18.2%	-29.6%	202,137	6.2%	-2.9%	19.5
Food & Allied	18	160.2	2.8%	-45.7%	260,486	8.0%	0.1%	18.7
Fuel & Power	18	1270.9	22.3%	-14.2%	462,442	14.2%	-2.5%	14.9
General Insurance	35	63.8	1.1%	-42.3%	37,145	1.1%	-1.6%	10.1
IT	8	144.5	2.5%	-46.8%	16,467	0.5%	-1.7%	19.3
Jute	3	39.2	0.7%	285.0%	1,488	0.0%	-3.7%	300.4
Life Insurance	12	197.4	3.5%	-22.2%	63,549	2.0%	-2.3%	n/m
Miscellaneous	12	261.4	4.6%	-24.3%	75,028	2.3%	-1.3%	20.4
Mutual Funds	36	30.9	0.5%	9.6%	33,222	1.0%	-1.6%	7.7
NBFIs	23	238.7	4.2%	-30.4%	196,267	6.0%	-1.7%	16.8
Paper & Printing	2	44.7	0.8%	21.9%	22,233	0.7%	-3.8%	44.0
Pharmaceuticals	28	497.6	8.7%	-20.4%	485,563	14.9%	-0.5%	17.4
Services & Real Estate	4	46.8	0.8%	10.5%	19,653	0.6%	-2.7%	16.3
Tannery	6	59.3	1.0%	-59.3%	27,632	0.8%	-0.7%	16.8
Telecommunication	2	72.7	1.3%	-26.3%	504,654	15.5%	-0.2%	14.7
Textiles	48	1012.9	17.8%	0.3%	132,082	4.1%	-1.8%	19.9
Travel & Leisure	4	57.2	1.0%	21.0%	22,351	0.7%	-1.5%	29.7

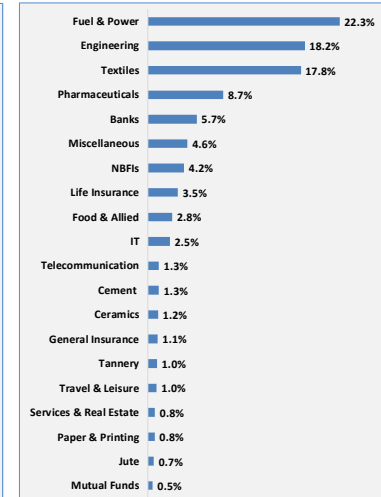
Sector Market Cap. (%)



Sector Return (%)



Turnover Contribution (%)



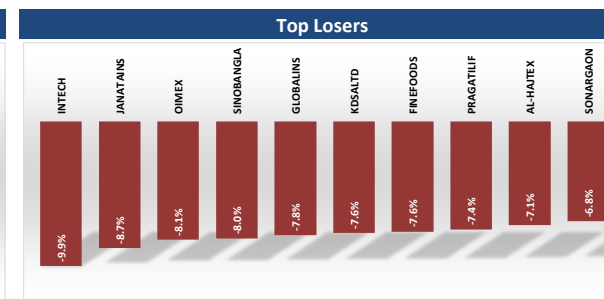
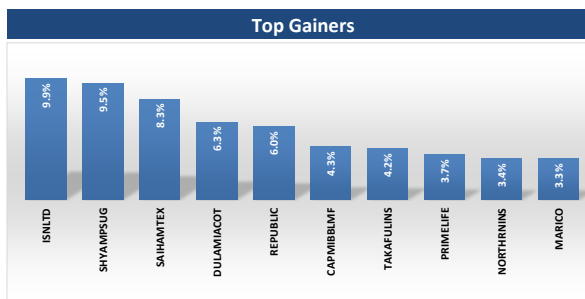
BASL Daily Market Commentary

Monday, September 24, 2018

Hadi mansion (7th floor) 2, Dilkusha Commercial Area, Dhaka-1000
info@basl-bd.com, Tel- 9515826-2, www.basl-bd.com



Most Active Stocks				
Scrip	Price	Change (%)	Turnover (BDT mn)	Turnover As (%)
KPCL	113.6	-6.1%	648.8	11.4%
UPGDCL	314.2	-3.1%	402.2	7.1%
SHASHADNIM	75.5	-2.2%	335.5	5.9%
IFADAUTOS	129.5	-0.1%	243.0	4.3%
ACTIVEFINE	42.7	-3.2%	194.8	3.4%
BBSABLES	123.6	-5.0%	174.2	3.1%
NAHEEACP	78.9	-5.8%	121.5	2.1%
SAIHAMTEX	36.7	8.3%	107.9	1.9%
NHFIL	61.5	-6.7%	102.3	1.8%
AMANFEED	73.6	-4.9%	101.3	1.8%



Market Leaders Composition				
Scrip	Price	Change (%)	Market Cap. (BDT mn)	Market Cap. As (%)
GP	363	-0.1%	490,159	15.1%
BATBC	3314.7	0.4%	198,882	6.1%
SQURPHARMA	267.7	-0.1%	197,400	6.1%
UPGDCL	314.2	-3.1%	150,529	4.6%
ICB	129.8	-2.8%	86,246	2.6%
RENATA	1208.5	-0.6%	84,632	2.6%
BRACBANK	71.6	0.7%	76,791	2.4%
LHBL	52.8	-2.0%	61,321	1.9%
SUMITPOWER	40.2	-2.0%	42,929	1.3%
OLYMPIC	212.1	-1.0%	42,407	1.3%

Upcoming Record Date & AGM date for Dividends/Right Offerings				
Scrip	Declaration	Record Date	AGM Date	
RUPALILIFE	8% C 4% S	26.09.2018	17.10.2018	
MEGHNACEM	10% S	04.10.2018	31.10.2018	
EHL	25% C	11.10.2018	08.11.2018	
ETL	No dividend	11.10.2018	30.10.2018	
ARGONDENIM	15% C 10% S	11.10.2018	30.10.2018	
APEXFOOT	55% C	14.10.2018	14.11.2018	
DOREENPWR	15% C 10% S	18.10.2018	13.12.2018	
NORTHERN	No dividend	14.10.2018	04.11.2018	

Performances of World Stock Indices				
Indices	Country	Index Value	Change	Change (%)
DJIA	USA	24,682	-45	-0.2%
FTSE 100	UK	7,039	-22	-0.3%
SENSEX	India	33,133	-3	0.0%
Nikkei 225	Japan	21,592	211	1.0%
STI	Singapore	3,507	-4	-0.1%
SSE Comp.	China	3,266	-15	-0.5%
NASDAQ Co	USA	7,345	-19	-0.3%
NYSE Comp.	USA	12,684	20	0.2%

Today's News Cut

NORTHERN: Dividend Declaration

The Board of Directors has recommended no dividend for the year ended on June 30, 2018. Date of AGM: 04.11.2018, Time: 9:30 AM, Venue: RAOVA Convention Hall-3 (Eagle), VIP Road, Mohakhali, Dhaka-1206. Record Date: 14.10.2018. The Company has also reported EPS of Tk. (17.15), NAV per share of Tk. 57.04 and NOCFPS of Tk. (34.70) for the year ended on June 30, 2018 as against Tk. 4.27 (restated), Tk. 91.03 and Tk. (58.09) respectively for the same period of the previous year.

UNITEDINS: Sale Confirmation of a Corporate Director

Camellia Duncan Foundation, one of the Corporate Directors of the Company, has further reported that it has completed its sale of 3,00,000 shares of the Company at prevailing market price through Stock Exchange as per declaration disseminated on 27.08.2018.

Commodity Prices				
Commodity	Latest	Change (%)	52W-Low	52W-High
Oil (\$/barrel)	72.3	2.1%	49.1	75.3
Gold (\$/Ounce)	1202.8	0.1%	1167.0	1369.0

Exchange Rates				
USD	EURO	GBP	RUPEE	CAD
83.9	98.7	110.1	1.2	61.0

*Considering current outstanding no. of shares; *Changes/return has calculated based on the dividend adjusted price on record date * Change in price of stocks calculated with the previous close price and today's close price. *PE excludes stocks with negative earnings and Z category *Turnover includes block trade

Source: www.dsebd.org; www.bloomberg.com, www.finance.yahoo.com, http://money.cnn.com, https://fx-rate.net

Disclaimer: This document has been prepared by Bank Asia Securities Ltd (BASL) based on publicly available data for information purpose only and does not solicit any action based on the material contained herein and should not be construed as an offer or solicitation to buy or sell or subscribe to any security. Neither BASL nor any of its directors, shareholders, member of the management or employee represents or warrants expressly or impliedly that the information or data of the sources used in the documents are genuine, accurate, complete, authentic and correct. However, all reasonable care has been taken to ensure the accuracy of the contents of this document. BASL or Research & Development Department will not take any responsibility for any decisions made based on the information herein. As this document has been made for the Traders of BASL and strongly prohibited for circulation to any clients, investors or any other persons from outside of BASL.

BASL Daily Market Commentary

Monday, September 24, 2018

Hadi mansion (7th floor) 2, Dilkusha Commercial Area, Dhaka-1000
info@basl-bd.com, Tel- 9515826-2, www.basl-bd.com



Disclaimer

This document has been prepared by Bank Asia Securities Ltd (BASL) based on publicly available data for information purpose only and does not solicit any action based on the material contained herein and should not be construed as an offer or solicitation to buy or sell or subscribe to any security. Neither BASL nor any of its directors, shareholders, member of the management or employee represents or warrants expressly or impliedly that the information or data of the sources used in the documents are genuine, accurate, complete, authentic and correct. However, all reasonable care has been taken to ensure the accuracy of the contents of this document. BASL or Research & Development Department will not take any responsibility for any decisions made based on the information herein. As this document has been made for the Traders of BASL and strongly prohibited for circulation to any clients, investors or any other persons from outside of BASL.

About Bank Asia Securities (BASL)

Bank Asia Securities Limited (BASL) is one of the leading full-service brokerage companies in Bangladesh. The company was formed in 2009 and running its operation as a majority owned subsidiary of Bank Asia Limited. BASL offers full-fledged standard brokerage services for retail, institutional and foreign clients with a dedicated team of skilled professionals. The company is currently providing the brokerage services under the membership of Dhaka Stock Exchange Limited (DSE).

BASL Research Team

Mr. Shariful Alam Chowdhury
Head of Research & Investments

tushar@basl-bd.com, tusharbd@bloomberg.net

Mr. Shohidul Islam
Research Analyst

shohidul@basl-bd.com, shohidulbd@bloomberg.net

Mr. Monir Hossain
Research Associate

monir@basl-bd.com

BASL Networks

Head Office Hadi Mansion (7th Floor) 2, Dilkusha Commercial Area Dhaka-1000 Phone: +88-02-9515826-28 Fax: +88-02-9567884	Modhumita Extension Office 158-160 Modhumita Building (5th Floor) Motijheel C/A, Dhaka-1000 Phone: +88-01819118893	Dhanmondi Branch Meher Plaza (1st Floor), House # 13/A, Road # 05 Dhanmondi, Dhaka - 1207 Phone: +8802-8624874-5	Mirpur Branch Nishi Plaza, plot # 01, Avenue-04, Section-06, Block-C Mirpur, Dhaka - 1216 Phone: +88-02-9013841	Uttara Branch House # 79/A, (4th Floor), Road # 07, Sector # 04 Uttara Model Town, Dhaka-1230 Phone: +88-02-8958371	Banani Branch Nur Empori, Plot # 77 (1st Floor), Road No # 11, Banani, Dhaka-1213 Phone: +8801716180767	Khulna Branch 28, Sir Iqbal Road (1st Floor) Khulna Phone: +88-041-731208-9
--	--	---	---	---	--	---

For International Trade & Sales, please contact **Mr. Sumon Das, Chief Executive Officer**. Please call at +8801993111666, +880 02 9515826, Ext:101 at Business hour.

For further query, write to us at research@basl-bd.com.