

BASL Daily Market Commentary

Thursday, September 20, 2018

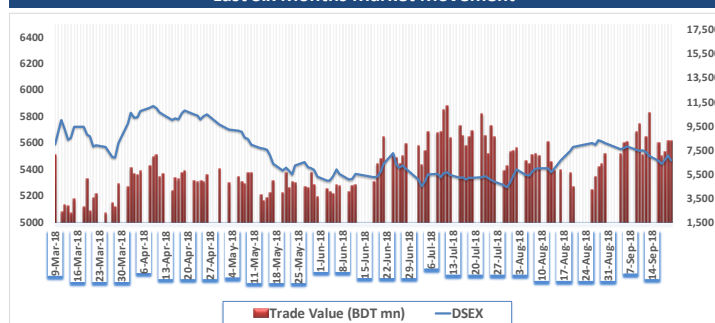
Hadi mansion (7th floor) 2, Dilkusha Commercial Area, Dhaka-1000
info@basl-bd.com, Tel- 9515826-2, www.basl-bd.com



Today's Market View

The DSE broad Index- DSEX closed in red today. The benchmark index declined by 38.0 points or 0.7% and closed at 5467.1 points today. The blue-chip index DS30 and the shariah based index DSES both closed in red closing to 1901.0 and 1255.5 respectively. Turnover stood at BDT 8262 million (USD 99.5 million), about 0.18% higher than the previous trading session's value. Most of the sectors witnessed bearish performance today. Engineering sector (+1.9%) was the highest gainer, followed by Cement (+1.8%) and Ceramics (+1.6%), whereas Jute (-2.0%) was the highest loser, followed by NBFIs (-1.6%) and General Insurance (-1.6%). KPCL (-4.9%) was the highest traded share with a turnover of BDT 876.1 million followed by IFADAUTOS (+5.8%) and ACTIVEFINE (-2.5%) respectively. Banks sector has highest turnover of 16.8% in the market. PRAGATILIF (+9.9%) was the today's top gainer while PARAMOUNNT (-8.5%) was the top loser today.

Last Six Months Market Movement



Market Summary

Index	Today	Last day	Change	Change (%)	YTD Change (%)
DSEX	5467.1	5505.1	-38.0	-0.7%	-12.5%
DSES	1255.5	1261.4	-5.9	-0.5%	-9.7%
DS30	1901.0	1911.2	-10.2	-0.5%	-16.7%

Total Scripts	Advanced	Declined	Unchanged
330	82	222	34

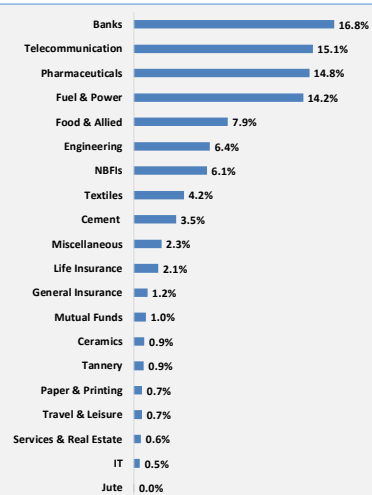
Market Indicators	Today	Last day	Today	Last day
Market PE	15.29	15.38	Market RSI (14)	64.62
				56.88

Market Statistics	Today	Last day	Change	Change (%)
Market Cap	Mn BDT	3,898,214	3,917,231	(19,017)
	Mn USD	46,966	47,196	(229)
Turnover	Mn BDT	8,262	8,247	15
	Mn USD	99.5	99.4	0.2
Volume	Mn Shares	174.7	197.8	(23.1)

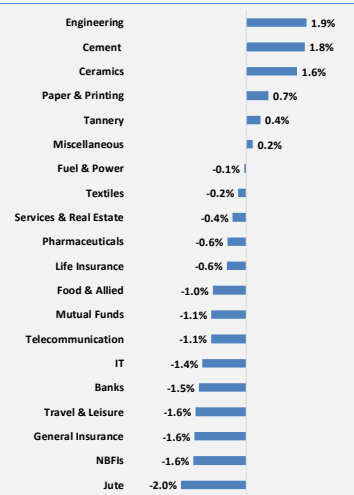
Sector Review

Sector Index	No. of Company	Turnover (mn)	(%) of Total Turnover	Turnover Δ (%)	M.Cap (mn)	(%) of Total M.Cap	M.Cap Δ (%)	P/E (x)
Banks	30	359.7	4.4%	-7.8%	556,095	16.8%	-1.5%	9.7
Cement	7	215.0	2.6%	-2.9%	117,106	3.5%	1.8%	37.1
Ceramics	5	78.2	1.0%	-3.2%	29,830	0.9%	1.6%	32.6
Engineering	35	1651.4	20.3%	54.1%	211,708	6.4%	1.9%	20.4
Food & Allied	18	278.4	3.4%	-13.1%	261,153	7.9%	-1.0%	18.8
Fuel & Power	18	1310.1	16.1%	10.2%	470,455	14.2%	-0.1%	15.2
General Insurance	35	88.9	1.1%	-2.1%	38,028	1.2%	-1.6%	10.3
IT	8	198.2	2.4%	-56.2%	17,316	0.5%	-1.4%	20.3
Jute	3	12.4	0.2%	2.0%	1,551	0.0%	-2.0%	313.0
Life Insurance	12	398.9	4.9%	-19.2%	68,019	2.1%	-0.6%	n/m
Miscellaneous	12	446.7	5.5%	15.8%	76,986	2.3%	0.2%	20.9
Mutual Funds	36	33.1	0.4%	57.9%	34,116	1.0%	-1.1%	7.9
NBFIs	23	398.8	4.9%	-22.9%	202,781	6.1%	-1.6%	17.4
Paper & Printing	2	66.5	0.8%	8.4%	23,480	0.7%	0.7%	46.5
Pharmaceuticals	28	703.2	8.6%	-8.0%	487,543	14.8%	-0.6%	17.5
Services & Real Estate	4	51.4	0.6%	-13.8%	20,452	0.6%	-0.4%	16.9
Tannery	6	229.8	2.8%	71.1%	28,162	0.9%	0.4%	16.8
Telecommunication	2	171.5	2.1%	78.7%	497,666	15.1%	-1.1%	14.5
Textiles	48	1340.3	16.5%	-17.5%	139,249	4.2%	-0.2%	20.5
Travel & Leisure	4	102.8	1.3%	-22.6%	22,901	0.7%	-1.6%	30.4

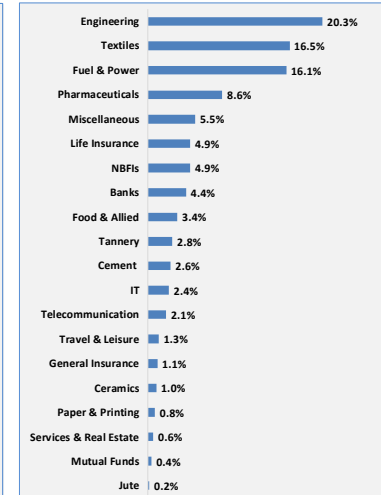
Sector Market Cap. (%)



Sector Return (%)



Turnover Contribution (%)



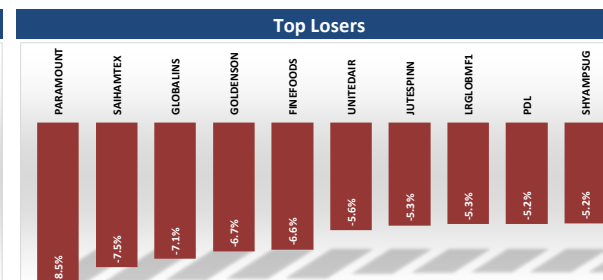
BASL Daily Market Commentary

Thursday, September 20, 2018

Hadi mansion (7th floor) 2, Dilkusha Commercial Area, Dhaka-1000
info@basl-bd.com, Tel- 9515826-2, www.basl-bd.com



Most Active Stocks				
Scrip	Price	Change (%)	Turnover (BDT mn)	Turnover As (%)
KPCL	130.9	-4.9%	876.1	10.8%
IFADAUTOS	133.9	5.8%	601.8	7.4%
ACTIVEFINE	42.8	-2.5%	354.8	4.4%
BBSABLES	131.7	5.0%	333.8	4.1%
SHASHADNIM	78	7.0%	321.8	4.0%
AMANFEED	78.4	4.3%	271.9	3.3%
UPGDCL	304.9	1.9%	231.3	2.8%
FORTUNE	38	0.0%	219.6	2.7%
NHFIL	68	-4.6%	207.3	2.5%
CONFIDCEM	226	2.0%	160.8	2.0%



Market Leaders Composition				
Scrip	Price	Change (%)	Market Cap. (BDT mn)	Market Cap. As (%)
GP	357.3	-1.1%	482,462	14.6%
BATBC	3302.9	-1.8%	198,174	6.0%
SQURPHARMA	266.5	0.0%	196,515	5.9%
UPGDCL	304.9	1.9%	146,074	4.4%
ICB	135.3	-1.2%	89,901	2.7%
RENATA	1223.3	-0.3%	85,669	2.6%
BRACBANK	71.3	-3.1%	76,469	2.3%
LHBL	53.6	2.3%	62,250	1.9%
KPCL	130.9	-4.9%	47,292	1.4%
SUMITPOWER	41.1	0.5%	43,890	1.3%

Upcoming Record Date & AGM date for Dividends/Right Offerings				
Scrip	Declaration	Record Date	AGM Date	
RUPALILIFE	8% C 4% S	26.09.2018	17.10.2018	
MEGHNAFET	10% S	04.10.2018	31.10.2018	
EHL	25% C	11.10.2018	08.11.2018	

Performances of World Stock Indices				
Indices	Country	Index Value	Change	Change (%)
DJIA	USA	24,682	-45	-0.2%
FTSE 100	UK	7,039	-22	-0.3%
SENSEX	India	33,133	-3	0.0%
Nikkei 225	Japan	21,592	211	1.0%
STI	Singapore	3,507	-4	-0.1%
SSE Comp.	China	3,266	-15	-0.5%
NASDAQ Co	USA	7,345	-19	-0.3%
NYSE Comp.	USA	12,684	20	0.2%

Today's News Cut

WMSHIPYARD: Sale Declaration of a Sponsor Director

Capt. Sohail Hasan, one of the Sponsors Directors of the Company, has expressed his intention to sell 12,27,000 shares out of his total holding of 46,14,359 shares of the Company at prevailing market price (In the Public Market) through Stock Exchanges (DSE & CSE) within next 30 working days.

AMBEEPHA: Credit Rating Result

ARGUS Credit Rating Services Limited (ACRSL) has announced the rating of the Company as "A" for long term and "ST-2" for short term with stable outlook in consideration of audited financials of the Company up to June 30, 2017, unaudited financials up to the period ending March 31, 2018 and other relevant quantitative as well as qualitative information up to the date of rating declaration.

Commodity Prices				
Commodity	Latest	Change (%)	52W-Low	52W-High
Oil (\$/barrel)	71.1	0.5%	49.1	75.3
Gold (\$/Ounce)	1206.5	-0.2%	1167.0	1369.0

Exchange Rates				
USD	EURO	GBP	RUPEE	CAD
84.1	98.3	110.9	1.2	61.1

*Considering current outstanding no. of shares; *Changes/ return has calculated based on the dividend adjusted price on record date * Change in price of stocks calculated with the previous close price and today's close price. *PE excludes stocks with negative earnings and Z category *Turnover includes block trade

Source: www.dsebd.org; www.bloomberg.com, www.finance.yahoo.com, http://money.cnn.com, https://fx-rate.net

Disclaimer: This document has been prepared by Bank Asia Securities Ltd (BASL) based on publicly available data for information purpose only and does not solicit any action based on the material contained herein and should not be construed as an offer or solicitation to buy or sell or subscribe to any security. Neither BASL nor any of its directors, shareholders, member of the management or employee represents or warrants expressly or impliedly that the information or data of the sources used in the documents are genuine, accurate, complete, authentic and correct. However, all reasonable care has been taken to ensure the accuracy of the contents of this document. BASL or Research & Development Department will not take any responsibility for any decisions made based on the information herein. As this document has been made for the Traders of BASL and strongly prohibited for circulation to any clients, investors or any other persons from outside of BASL.

BASL Daily Market Commentary

Thursday, September 20, 2018

Hadi mansion (7th floor) 2, Dilkusha Commercial Area, Dhaka-1000
info@basl-bd.com, Tel- 9515826-2, www.basl-bd.com



Disclaimer

This document has been prepared by Bank Asia Securities Ltd (BASL) based on publicly available data for information purpose only and does not solicit any action based on the material contained herein and should not be construed as an offer or solicitation to buy or sell or subscribe to any security. Neither BASL nor any of its directors, shareholders, member of the management or employee represents or warrants expressly or impliedly that the information or data of the sources used in the documents are genuine, accurate, complete, authentic and correct. However, all reasonable care has been taken to ensure the accuracy of the contents of this document. BASL or Research & Development Department will not take any responsibility for any decisions made based on the information herein. As this document has been made for the Traders of BASL and strongly prohibited for circulation to any clients, investors or any other persons from outside of BASL.

About Bank Asia Securities (BASL)

Bank Asia Securities Limited (BASL) is one of the leading full-service brokerage companies in Bangladesh. The company was formed in 2009 and running its operation as a majority owned subsidiary of Bank Asia Limited. BASL offers full-fledged standard brokerage services for retail, institutional and foreign clients with a dedicated team of skilled professionals. The company is currently providing the brokerage services under the membership of Dhaka Stock Exchange Limited (DSE).

BASL Research Team

Mr. Shariful Alam Chowdhury
Head of Research & Investments

tushar@basl-bd.com, tusharbd@bloomberg.net

Mr. Shohidul Islam
Research Analyst

shohidul@basl-bd.com, shohidulbd@bloomberg.net

Mr. Monir Hossain
Research Associate

monir@basl-bd.com

BASL Networks

Head Office Hadi Mansion (7th Floor) 2, Dilkusha Commercial Area Dhaka-1000 Phone: +88-02-9515826-28 Fax: +88-02-9567884	Modhumita Extension Office 158-160 Modhumita Building (5th Floor) Motijheel C/A, Dhaka-1000 Phone: +88-01819118893	Dhanmondi Branch Meher Plaza (1st Floor), House # 13/A, Road # 05 Dhanmondi, Dhaka - 1207 Phone: +8802-8624874-5	Mirpur Branch Nishi Plaza, plot # 01, Avenue-04, Section-06, Block-C Mirpur, Dhaka - 1216 Phone: +88-02-9013841	Uttara Branch House # 79/A, (4th Floor), Road # 07, Sector # 04 Uttara Model Town, Dhaka-1230 Phone: +88-02-8958371	Banani Branch Nur Empori, Plot # 77 (1st Floor), Road No # 11, Banani, Dhaka-1213 Phone: +8801716180767	Khulna Branch 28, Sir Iqbal Road (1st Floor) Khulna Phone: +88-041-731208-9
--	--	---	---	---	--	---

For International Trade & Sales, please contact **Mr. Sumon Das, Chief Executive Officer**. Please call at +8801993111666, +880 02 9515826, Ext:101 at Business hour.

For further query, write to us at research@basl-bd.com.