

# BASL Daily Market Commentary

Tuesday, August 14, 2018

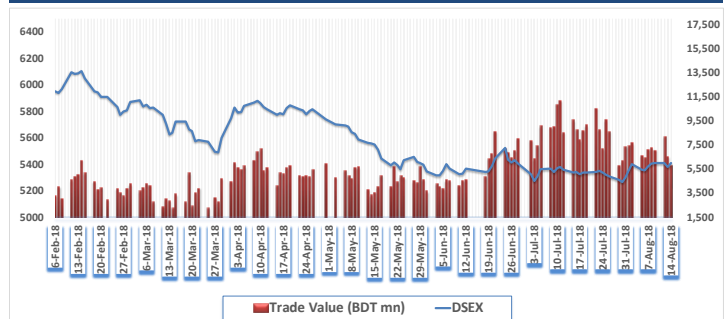
Hadi mansion (7th floor) 2, Dilkusha Commercial Area, Dhaka-1000  
info@basl-bd.com, Tel- 9515826-2, www.basl-bd.com



## Today's Market View

The DSE broad Index- DSEX closed in green today. The benchmark index advanced by 29.7 points or 0.6% and closed at 5408.5 points today. The blue-chip index DS30 and the shariah based index DSES both closed in green closing to 1901.4 and 1242.6 respectively. Turnover stood at BDT 5802 million (USD 69.9 million), about 10.50% lower than the previous trading session's value. Most of the sectors witnessed bullish performance today. Paper & Printing sector (+8.1%) was the highest gainer, followed by Telecommunication (+2.3%) and Fuel & Power (+1.7%), whereas Life Insurance (-2.0%) was the highest loser, followed by Miscellaneous (-0.5%) and Travel & Leisure (-0.3%). BBSCABLES (+0.6%) was the highest traded share with a turnover of BDT 275.3 million followed by IFADAUTOS (+2.1%) and HFL (4.5%) respectively. Banks sector has highest turnover of 17.7% in the market. PROVATIINS (+9.8%) was the today's top gainer while PADMALIFE (-16.4%) was the top loser today.

## Last Six Months Market Movement



## Market Summary

Index	Today	Last day	Change	Change (%)	YTD Change (%)
DSEX	5408.5	5378.7	29.7	0.6%	-13.4%
DSES	1242.6	1228.1	14.4	1.2%	-10.6%
DS30	1901.4	1884.9	16.5	0.9%	-16.7%

	Total Scripts	Advanced	Declined	Unchanged
	330	158	130	47

Market Indicators	Today	Last day	Today	Last day
Market PE	15.16	15.03	Market RSI (14)	56.87
				52.54

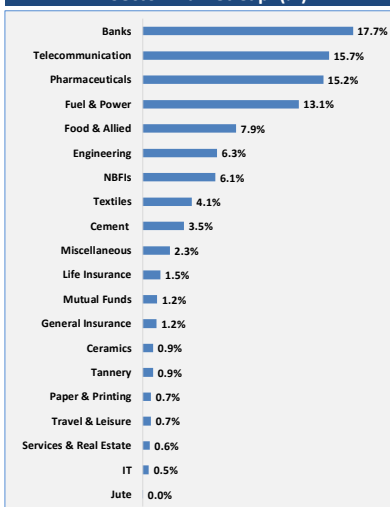
  

Market Statistics	Today	Last day	Change	Change (%)
Market Cap				
Mn BDT	3,842,102	3,816,077	26,025	0.68%
Mn USD	46,290	45,977	314	
Turnover				
Mn BDT	5,802	6,482	(680)	-10.50%
Mn USD	69.9	78.1	(8.2)	
Volume				
Mn Shares	172.2	181.1	(8.9)	-5%

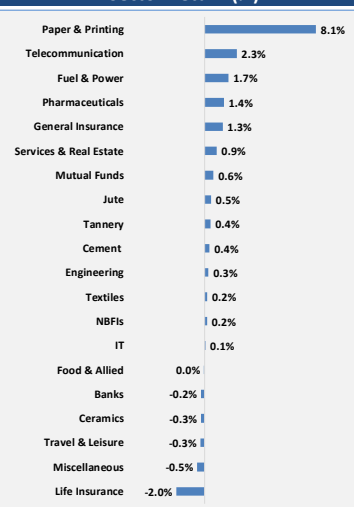
## Sector Review

Sector Index	No. of Company	Turnover (mn)	(%) of Total Turnover	Turnover Δ (%)	M.Cap (mn)	(%) of Total M.Cap	M.Cap Δ (%)	P/E (x)
Banks	30	558.3	10.6%	-38.2%	574,154	17.7%	-0.2%	10.0
Cement	7	82.0	1.5%	164.2%	113,004	3.5%	0.4%	36.3
Ceramics	5	66.1	1.2%	-27.2%	28,898	0.9%	-0.3%	31.6
Engineering	35	1053.5	19.9%	-13.1%	203,392	6.3%	0.3%	18.7
Food & Allied	18	176.0	3.3%	-34.2%	255,288	7.9%	0.0%	18.4
Fuel & Power	18	326.2	6.2%	17.4%	426,988	13.1%	1.7%	14.2
General Insurance	35	141.0	2.7%	105.8%	38,236	1.2%	1.3%	10.4
IT	8	146.9	2.8%	-2.2%	17,261	0.5%	0.1%	20.3
Jute	3	10.0	0.2%	-20.0%	1,502	0.0%	0.5%	303.2
Life Insurance	12	76.1	1.4%	-9.2%	48,695	1.5%	-2.0%	n/m
Miscellaneous	12	286.4	5.4%	15.1%	74,301	2.3%	-0.5%	20.2
Mutual Funds	36	45.4	0.9%	9.6%	40,161	1.2%	0.6%	11.7
NBFIs	23	197.5	3.7%	-42.4%	198,374	6.1%	0.2%	17.0
Paper & Printing	2	121.4	2.3%	149.6%	23,300	0.7%	8.1%	46.1
Pharmaceuticals	28	424.7	8.0%	3.4%	493,724	15.2%	1.4%	17.7
Services & Real Estate	4	19.5	0.4%	-30.0%	19,632	0.6%	0.9%	16.0
Tannery	6	198.7	3.8%	-7.9%	28,240	0.9%	0.4%	17.0
Telecommunication	2	63.5	1.2%	25.4%	509,301	15.7%	2.3%	14.8
Textiles	48	1243.3	23.5%	-4.8%	134,163	4.1%	0.2%	20.6
Travel & Leisure	4	55.4	1.0%	-22.8%	22,837	0.7%	-0.3%	30.3

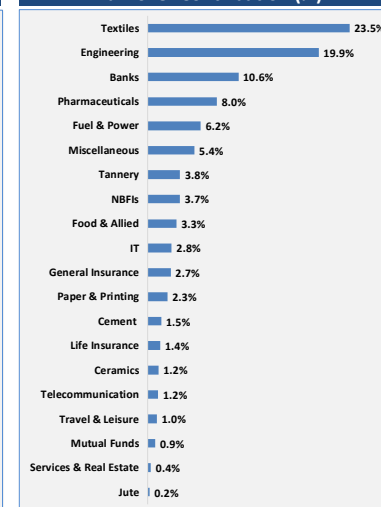
## Sector Market Cap. (%)



## Sector Return (%)



## Turnover Contribution (%)



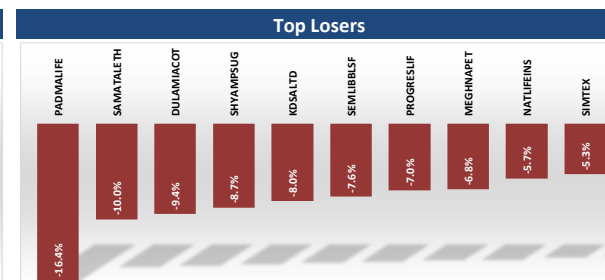
# BASL Daily Market Commentary

Tuesday, August 14, 2018

Hadi mansion (7th floor) 2, Dilkusha Commercial Area, Dhaka-1000  
info@basl-bd.com, Tel- 9515826-2, www.basl-bd.com



Most Active Stocks				
Scrip	Price	Change (%)	Turnover (BDT mn)	Turnover As (%)
BBSCABLES	122.3	0.6%	275.3	5.2%
IFADAUTOS	125.8	2.1%	255.2	4.8%
HFL	32.2	4.5%	232.7	4.4%
SHEPHERD	34.1	-3.4%	155.7	2.9%
ACTIVEFINE	37.3	4.2%	121.2	2.3%
UPGDCL	335.6	3.3%	120.5	2.3%
DSSL	38.3	-2.3%	115.3	2.2%
KDSALTD	91.5	-8.0%	114.3	2.2%
BPML	120.1	8.9%	112.6	2.1%
SAIHAMTEX	31.1	-3.7%	107.5	2.0%



Market Leaders Composition				
Scrip	Price	Change (%)	Market Cap. (BDT mn)	Market Cap. As (%)
GP	366.6	2.3%	495,020	15.2%
SQURPHARMA	274.2	2.9%	202,193	6.2%
BATBC	3276.9	-0.4%	196,614	6.0%
UPGDCL	335.6	3.3%	133,985	4.1%
ICB	135.9	0.6%	90,299	2.8%
RENATA	1231.3	0.0%	86,229	2.7%
BRACBANK	74	1.2%	79,365	2.4%
LHBL	52.9	0.4%	61,437	1.9%
SUMITPOWER	38	-0.3%	40,579	1.2%
ISLAMIBANK	24.5	-0.4%	39,445	1.2%

Upcoming Record Date & AGM date for Dividends/Right Offerings			
Scrip	Declaration	Record Date	AGM Date
MEGHNALIFE	20% C	19.08.2018	27.09.2018
NATLIFEINS	20% C & 15% S	20.08.2018	26.09.2018
PRAGATILIF	15% C & 10% S	27.08.2018	27.09.2018
SUNLIFEINS	2% S	28.08.2018	19.09.2018
UPGDCL	90% C 20% S	06.09.2018	30.10.2018

Performances of World Stock Indices				
Indices	Country	Index Value	Change	Change (%)
DJIA	USA	24,682	-45	-0.2%
FTSE 100	UK	7,039	-22	-0.3%
SENSEX	India	33,133	-3	0.0%
Nikkei 225	Japan	21,592	211	1.0%
STI	Singapore	3,507	-4	-0.1%
SSE Comp.	China	3,266	-15	-0.5%
NASDAQ Co	USA	7,345	-19	-0.3%
NYSE Comp.	USA	12,684	20	0.2%

## Today's News Cut

### ICB3RDNRB: Dividend Declaration

The Trustee Committee of the fund has approved 5% cash dividend for the year ended on June 30, 2018. Record date: 10.09.2018. The Fund has reported EPU of Tk. 0.57, NAV per unit at market price of Tk. 7.99, NAV per unit at cost of Tk. 11.99 and NOCFPU of Tk. 0.13 for the year ended on June 30, 2018 as against Tk. 0.64, Tk. 9.12, Tk. 11.87 and Tk. 0.10 respectively for the same period of the previous year.

### IFILISLMF1: Dividend Declaration

The Trustee Committee of the fund has approved 9% cash dividend for the year ended on June 30, 2018. Record date: 10.09.2018. The Fund has reported EPU of Tk. 0.96, NAV per unit at market price of Tk. 9.38, NAV per unit at cost of Tk. 11.91 and NOCFPU of Tk. 0.08 for the year ended on June 30, 2018 as against Tk. 0.90, Tk. 10.38, Tk. 11.77 and Tk. 0.09 respectively for the same period of the previous year.

Commodity Prices				
Commodity	Latest	Change (%)	52W-Low	52W-High
Oil (\$/barrel)	67.7	0.8%	45.6	75.3
Gold (\$/Ounce)	1201.0	0.2%	1199.0	1369.0

Exchange Rates				
USD	EURO	GBP	RUPEE	CAD
84.3	96.1	107.8	1.2	61.2

\*Considering current outstanding no. of shares; \*Changes/ return has calculated based on the dividend adjusted price on record date \* Change in price of stocks calculated with the previous close price and today's close price. \*PE excludes stocks with negative earnings and Z category \*Turnover includes block trade

Source: www.dsebd.org; www.bloomberg.com; www.finance.yahoo.com; http://money.cnn.com; https://fx-rate.net

**Disclaimer:** This document has been prepared by Bank Asia Securities Ltd (BASL) based on publicly available data for information purpose only and does not solicit any action based on the material contained herein and should not be construed as an offer or solicitation to buy or sell or subscribe to any security. Neither BASL nor any of its directors, shareholders, member of the management or employee represents or warrants expressly or impliedly that the information or data of the sources used in the documents are genuine, accurate, complete, authentic and correct. However, all reasonable care has been taken to ensure the accuracy of the contents of this document. BASL or Research & Development Department will not take any responsibility for any decisions made based on the information herein. As this document has been made for the Traders of BASL and strongly prohibited for circulation to any clients, investors or any other persons from outside of BASL.

# BASL Daily Market Commentary

Tuesday, August 14, 2018

Hadi mansion (7th floor) 2, Dilkusha Commercial Area, Dhaka-1000  
info@basl-bd.com, Tel- 9515826-2, www.basl-bd.com



## Disclaimer

This document has been prepared by Bank Asia Securities Ltd (BASL) based on publicly available data for information purpose only and does not solicit any action based on the material contained herein and should not be construed as an offer or solicitation to buy or sell or subscribe to any security. Neither BASL nor any of its directors, shareholders, member of the management or employee represents or warrants expressly or impliedly that the information or data of the sources used in the documents are genuine, accurate, complete, authentic and correct. However, all reasonable care has been taken to ensure the accuracy of the contents of this document. BASL or Research & Development Department will not take any responsibility for any decisions made based on the information herein. As this document has been made for the Traders of BASL and strongly prohibited for circulation to any clients, investors or any other persons from outside of BASL.

## About Bank Asia Securities (BASL)

Bank Asia Securities Limited (BASL) is one of the leading full-service brokerage companies in Bangladesh. The company was formed in 2009 and running its operation as a majority owned subsidiary of Bank Asia Limited. BASL offers full-fledged standard brokerage services for retail, institutional and foreign clients with a dedicated team of skilled professionals. The company is currently providing the brokerage services under the membership of Dhaka Stock Exchange Limited (DSE).

## BASL Research Team

Mr. Shariful Alam Chowdhury  
Head of Research & Investments

tushar@basl-bd.com, tusharbd@bloomberg.net

Mr. Shohidul Islam  
Research Analyst

shohidul@basl-bd.com, shohidulbd@bloomberg.net

Mr. Monir Hossain  
Research Associate

monir@basl-bd.com

## BASL Networks

<b>Head Office</b> Hadi Mansion (7th Floor) 2, Dilkusha Commercial Area Dhaka-1000 Phone: +88-02-9515826-28 Fax: +88-02-9567884	<b>Modhumita Extension Office</b> 158-160 Modhumita Building (5th Floor) Motijheel C/A, Dhaka-1000 Phone: +88-01819118893	<b>Dhanmondi Branch</b> Meher Plaza (1st Floor), House # 13/A, Road # 05 Dhanmondi, Dhaka - 1207 Phone: +8802-8624874-5	<b>Mirpur Branch</b> Nishi Plaza, plot # 01, Avenue-04, Section-06, Block-C Mirpur, Dhaka - 1216 Phone: +88-02-9013841	<b>Uttara Branch</b> House # 79/A, (4th Floor), Road # 07, Sector # 04 Uttara Model Town, Dhaka-1230 Phone: +88-02-8958371	<b>Banani Branch</b> Nur Empori, Plot # 77 (1st Floor), Road No # 11, Banani, Dhaka-1213 Phone: +8801716180767	<b>Khulna Branch</b> 28, Sir Iqbal Road (1st Floor) Khulna Phone: +88-041-731208-9
--	--	---	---	---	--	---

For International Trade & Sales, please contact **Mr. Sumon Das, Chief Executive Officer**. Please call at +8801993111666, +880 02 9515826, Ext:101 at Business hour.

For further query, write to us at [research@basl-bd.com](mailto:research@basl-bd.com).