

BASL Daily Market Commentary

Wednesday, October 10, 2018

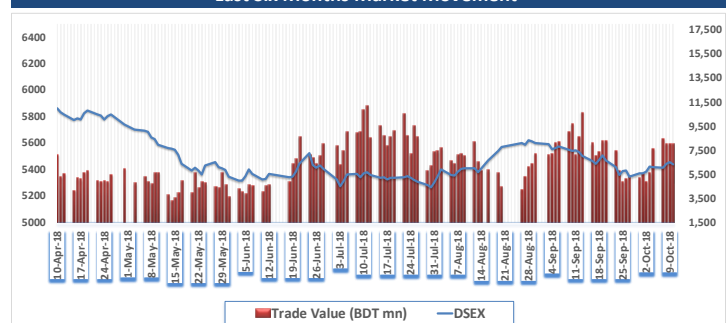
Hadi mansion (7th floor) 2, Dilkusha Commercial Area, Dhaka-1000
info@basl-bd.com, Tel- 9515826-2, www.basl-bd.com



Today's Market View

The DSE broad Index- DSEX closed in red today. The benchmark index declined by 19.7 points or 0.4% and closed at 5436.2 points today. The blue-chip index DS30 and the shariah based index DSES both closed in red, closing to 1922.4 and 1274.5 respectively. Turnover stood at BDT million 8019 (USD 96.6 million), about 0.09% higher than the previous trading session's value. Most of the sectors witnessed bearish performance today. Services & Real Estate sector (+2.5%) was the highest gainer followed by Fuel & Power (+1.0%) whereas Jute (-3.3%) was the highest loser, followed by Textile (-1.4%) and General Insurance (-1.4%). KPCL (16.2%) was the highest traded share with a turnover of BDT 1241.7 million followed by SUMMITPOWER (12.2%) and UPGDCL(+5.3%) respectively. Banks sector has highest turnover of 16.7% in the market. MEGHNACEM (10.0%) was the today's top gainer while STYLECRAFT (-8.5%) was the top loser today.

Last Six Months Market Movement



Market Summary

Index	Today	Last day	Change	Change (%)	YTD Change (%)
DSEX	5436.2	5455.8	-19.7	-0.4%	-12.9%
DSES	1274.5	1278.0	-3.6	-0.3%	-8.4%
DS30	1922.4	1928.9	-6.5	-0.3%	-15.8%

Total Scripts	Advanced	Declined	Unchanged
330	58	229	52

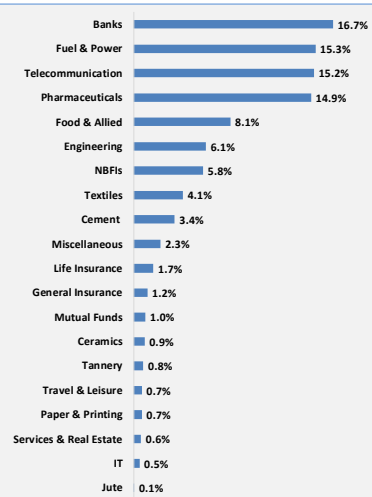
Market Indicators	Today	Last day	Today	Last day
Market PE	15.26	15.30	Market RSI (14)	48.91
				49.10

Market Statistics	Today	Last day	Change	Change (%)	
Market Cap	Mn BDT	3,912,115	3,918,241	12,539	0.32%
	Mn USD	47,208	47,057	151	
Turnover	Mn BDT	8,019	8,012	7	0.09%
	Mn USD	96.6	96.5	0.1	
Volume	Mn Shares	167.8	160.3	7.5	5%

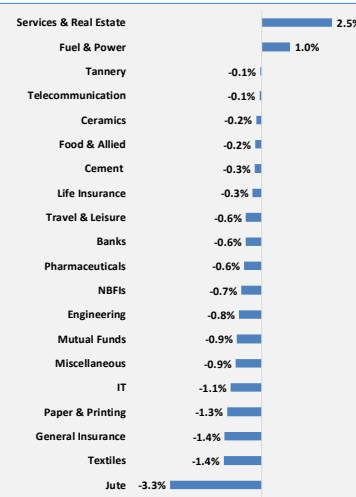
Sector Review

Sector Index	No. of Company	Turnover (mn)	(%) of Total Turnover	Turnover Δ (%)	M.Cap (mn)	(%) of Total M.Cap	M.Cap Δ (%)	P/E (x)
Banks	30	470.2	6.1%	18.5%	554,841	16.7%	-0.6%	9.6
Cement	7	136.0	1.8%	-51.5%	114,273	3.4%	-0.3%	36.1
Ceramics	5	94.9	1.2%	14.0%	30,554	0.9%	-0.2%	33.4
Engineering	35	835.4	10.9%	-18.1%	200,853	6.1%	-0.8%	17.2
Food & Allied	18	369.1	4.8%	-24.2%	268,992	8.1%	-0.2%	19.3
Fuel & Power	18	2867.8	37.4%	67.7%	506,360	15.3%	1.0%	16.3
General Insurance	35	86.6	1.1%	1.9%	38,264	1.2%	-1.4%	10.5
IT	8	103.4	1.3%	-32.2%	16,091	0.5%	-1.1%	18.9
Jute	3	17.4	0.2%	-27.5%	1,861	0.1%	-3.3%	375.6
Life Insurance	12	116.9	1.5%	28.7%	54,991	1.7%	-0.3%	n/m
Miscellaneous	12	196.6	2.6%	-31.6%	74,670	2.3%	-0.9%	20.3
Mutual Funds	36	32.4	0.4%	66.4%	32,867	1.0%	-0.9%	7.6
NBFIs	23	249.6	3.3%	11.6%	192,924	5.8%	-0.7%	16.6
Paper & Printing	2	44.0	0.6%	-34.9%	22,371	0.7%	-1.3%	44.3
Pharmaceuticals	28	613.2	8.0%	-35.7%	494,087	14.9%	-0.6%	17.7
Services & Real Estate	4	111.9	1.5%	204.4%	20,637	0.6%	2.5%	17.2
Tannery	6	107.7	1.4%	21.3%	26,961	0.8%	-0.1%	16.2
Telecommunication	2	69.0	0.9%	16.1%	502,142	15.2%	-0.1%	14.6
Textiles	48	1080.7	14.1%	-10.3%	137,087	4.1%	-1.4%	20.6
Travel & Leisure	4	59.9	0.8%	9.1%	22,487	0.7%	-0.6%	29.9

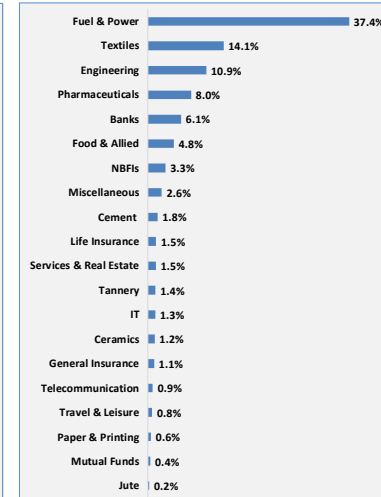
Sector Market Cap. (%)



Sector Return (%)



Turnover Contribution (%)



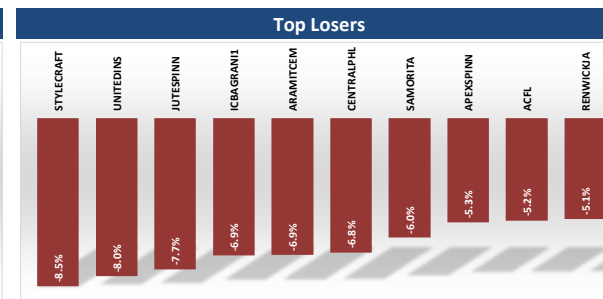
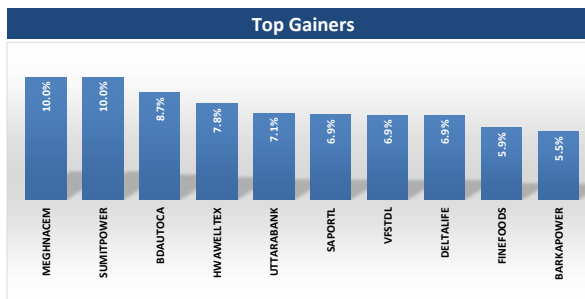
BASL Daily Market Commentary

Wednesday, October 10, 2018

Hadi mansion (7th floor) 2, Dilkusha Commercial Area, Dhaka-1000
info@basl-bd.com, Tel- 9515826-2, www.basl-bd.com



Most Active Stocks				
Scrip	Price	Change (%)	Turnover (BDT mn)	Turnover As (%)
KPCL	139.3	2.7%	1241.7	16.2%
SUMITPOWER	48.5	10.0%	932.6	12.2%
UPGDCL	363.6	-1.2%	404.2	5.3%
ACTIVEFINE	43.1	0.0%	235.8	3.1%
OLYMPIC	250.4	-0.9%	216.3	2.8%
IFADAUTOS	127.7	-0.1%	183.7	2.4%
DSSL	34.3	0.3%	175.6	2.3%
BSCABLES	124.3	-1.3%	163.6	2.1%
STYLECRAFT	3734.1	-8.5%	155.3	2.0%
VFSTDL	45	6.9%	109.4	1.4%



Market Leaders Composition				
Scrip	Price	Change (%)	Market Cap. (BDT mn)	Market Cap. As (%)
GP	362.3	-0.1%	489,214	14.8%
SQURPHARMA	277.7	-0.9%	204,774	6.2%
BATBC	3331.2	0.1%	199,872	6.0%
UPGDCL	363.6	-1.2%	174,196	5.3%
RENATA	1227.9	0.1%	85,991	2.6%
ICB	126.2	-0.4%	83,854	2.5%
BRACBANK	68.1	-2.2%	73,037	2.2%
LHBL	51.2	-0.6%	59,462	1.8%
SUMITPOWER	48.5	10.0%	51,792	1.6%
KPCL	139.3	2.7%	50,327	1.5%

Upcoming Record Date & AGM date for Dividends/Right Offerings				
Scrip	Declaration	Record Date	AGM Date	
EHL	25% C	11.10.2018	08.11.2018	
ETL	No dividend	11.10.2018	30.10.2018	
ARGONDENIM	15% C 10% S	11.10.2018	30.10.2018	
APEXFOOT	55% C	14.10.2018	14.11.2018	
DOREENPWR	15% C 10% S	18.10.2018	13.12.2018	
NORTHERN	No dividend	14.10.2018	04.11.2018	
LEGACYFOOT	5% C 15% S	17.10.2018	17.11.2018	
BSRMLTD	10% C 10% S	21.10.2018	03.12.2018	
IBNSINA	30% C 10% S	22.10.2018	22.11.2018	
BDAUTOCA	3% C 12% S	18.10.2018	29.11.2018	

Performances of World Stock Indices				
Indices	Country	Index Value	Change	Change (%)
DJIA	USA	24,682	-45	-0.2%
FTSE 100	UK	7,039	-22	-0.3%
SENSEX	India	33,133	-3	0.0%
Nikkei 225	Japan	21,592	211	1.0%
STI	Singapore	3,507	-4	-0.1%
SSE Comp.	China	3,266	-15	-0.5%
NASDAQ Co	USA	7,345	-19	-0.3%
NYSE Comp.	USA	12,684	20	0.2%

Today's News Cut

STYLECRAFT: Dividend Declaration

The Board of Directors has recommended 410% stock dividend for the year ended on June 30, 2018. Date of AGM: 17.12.2018. Time: 3:00 PM, Venue: Spectra Convention Hall, Gulshan-1, Dhaka. Record Date: 04.11.2018. The Company has also reported EPS of Tk. 36.16, NAV per share of Tk. 317.93 and NOCFPS of Tk. 36.30 for the year ended on June 30, 2018 as against Tk. 52.47, Tk. 508.04 and Tk. 89.44 respectively for the same period of the previous year.

DELTASPINN: Credit Rating Result

WASO Credit Rating Company (BD) Ltd. (WCRC) has announced the entity rating of the Company as "BBB1" for long term and "ST-3" for short term along with a stable outlook based on latest audited financial statements of the Company for the year 2016- 2017 and other relevant quantitative and qualitative information of the Company.

Commodity Prices

Commodity	Latest	Change (%)	52W-Low	52W-High
Oil (\$/barrel)	74.8	-0.3%	49.5	76.9
Gold (\$/Ounce)	1190.5	-0.1%	1167.0	1369.0

Exchange Rates

USD	EURO	GBP	RUPEE	CAD
84.0	96.5	110.4	1.1	59.6

*Considering current outstanding no. of shares; *Changes/ return has calculated based on the dividend adjusted price on record date * Change in price of stocks calculated with the previous close price and today's close price. *PE excludes stocks with negative earnings and Z category *Turnover includes block trade

BASL Daily Market Commentary

Wednesday, October 10, 2018

Hadi mansion (7th floor) 2, Dilkusha Commercial Area, Dhaka-1000
info@basl-bd.com, Tel- 9515826-2, www.basl-bd.com



Disclaimer

This document has been prepared by Bank Asia Securities Ltd (BASL) based on publicly available data for information purpose only and does not solicit any action based on the material contained herein and should not be construed as an offer or solicitation to buy or sell or subscribe to any security. Neither BASL nor any of its directors, shareholders, member of the management or employee represents or warrants expressly or impliedly that the information or data of the sources used in the documents are genuine, accurate, complete, authentic and correct. However, all reasonable care has been taken to ensure the accuracy of the contents of this document. BASL or Research & Development Department will not take any responsibility for any decisions made based on the information herein. As this document has been made for the Traders of BASL and strongly prohibited for circulation to any clients, investors or any other persons from outside of BASL.

About Bank Asia Securities (BASL)

Bank Asia Securities Limited (BASL) is one of the leading full-service brokerage companies in Bangladesh. The company was formed in 2009 and running its operation as a majority owned subsidiary of Bank Asia Limited. BASL offers full-fledged standard brokerage services for retail, institutional and foreign clients with a dedicated team of skilled professionals. The company is currently providing the brokerage services under the membership of Dhaka Stock Exchange Limited (DSE).

BASL Research Team

Mr. Shariful Alam Chowdhury
Head of Research & Investments

tushar@basl-bd.com, tusharbd@bloomberg.net

Mr. Shohidul Islam
Research Analyst

shohidul@basl-bd.com, shohidulbd@bloomberg.net

Mr. Monir Hossain
Research Associate

monir@basl-bd.com

Tanzin Naher
Research Associate

Tanzin.naher@basl-bd.com

BASL Networks

Head Office Hadi Mansion (7th Floor) 2, Dilkusha Commercial Area Dhaka-1000 Phone: +88-02-9515826-28 Fax: +88-02-9567884	Modhumita Extension Office 158-160 Modhumita Building (5th Floor) Motijheel C/A, Dhaka-1000 Phone: +88-01819118893	Dhanmondi Branch Meher Plaza (1st Floor), House # 13/A, Road # 05 Dhanmondi, Dhaka - 1207 Phone: +8802-8624874-5	Mirpur Branch Nishi Plaza, plot # 01, Avenue-04, Section-06, Block-C Mirpur, Dhaka - 1216 Phone: +88-02-9013841	Uttara Branch House # 79/A, (4th Floor), Road # 07, Sector # 04 Uttara Model Town, Dhaka-1230 Phone: +88-02-8958371	Banani Branch Nur Empori, Plot # 77 (1st Floor), Road No # 11, Banani, Dhaka-1213 Phone: +8801716180767	Khulna Branch 28, Sir Iqbal Road (1st Floor) Khulna Phone: +88-041-731208-9
--	--	---	---	---	--	---

For International Trade & Sales, please contact **Mr. Sumon Das, Chief Executive Officer**. Please call at +8801993111666, +880 02 9515826, Ext:101 at Business hour.

For further query, write to us at research@basl-bd.com.