

BASL Daily Market Commentary

Monday, September 3, 2018

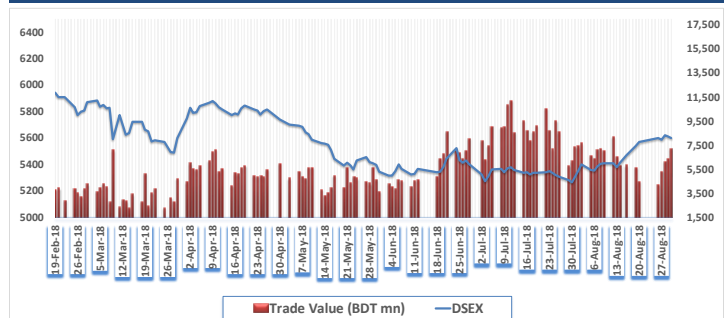
Hadi mansion (7th floor) 2, Dilkusha Commercial Area, Dhaka-1000
info@basl-bd.com, Tel- 9515826-2, www.basl-bd.com



Today's Market View

The DSE broad Index- DSEX closed in red today. The benchmark index declined by 10.2 points or 0.2% and closed at 5590.4 points today. Today the blue-chip index DS30 closed in red and closed at 1959.7 and the shariah based index DSES closed in green closed at 1274.4. Turnover stood at BDT 7079 million (USD 85.3 million), about 2.0% lower than the previous trading session's value. Most of the sectors witnessed bearish performance today. Travel & Leisure sector (+5.0%) was the highest gainer, followed by Fuel & Power (+2.7%) and Jute (+1.3%) respectively, whereas IT (-2.0%) was the highest loser, followed by Service & Real Estate (-1.8%) and General Insurance (-1.7%). KPCL (+9.4%) was the highest traded share with a turnover of BDT 654.4 million followed by UPGDCL (+2.7%) and BBSCABLES (+6.3%) respectively. Banks sector has highest turnover of 17.7% in the market. BSCCL (+9.9%) was the today's top gainer while JUTESPINN (-10.0%) was the top loser today.

Last Six Months Market Movement



Market Summary

Index	Today	Last day	Change	Change (%)	YTD Change (%)
DSEX	5590.4	5600.6	-10.2	-0.2%	-10.5%
DSES	1274.4	1269.6	4.8	0.4%	-8.4%
DS30	1959.7	1960.7	-1.0	-0.1%	-14.2%

	Total Scripts	Advanced	Declined	Unchanged
	330	88	205	41

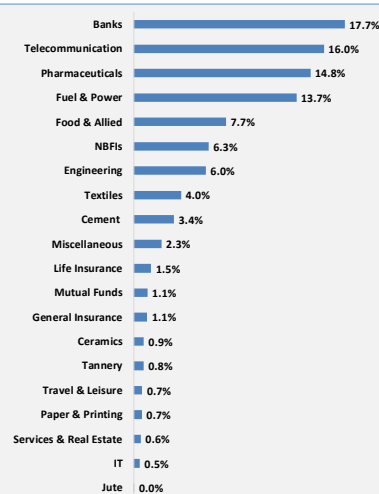
Market Indicators	Today	Last day	Today	Last day
Market PE	15.66	15.63	Market RSI (14)	68.62
				70.72

Market Statistics	Today	Last day	Change	Change (%)
Market Cap	Mn BDT	3,967,378	3,962,261	5,117
	Mn USD	47,800	47,738	62
Turnover	Mn BDT	7,079	7,224	(145)
	Mn USD	85.3	87.0	(1.7)
Volume	Mn Shares	184.1	208.4	(24.3)

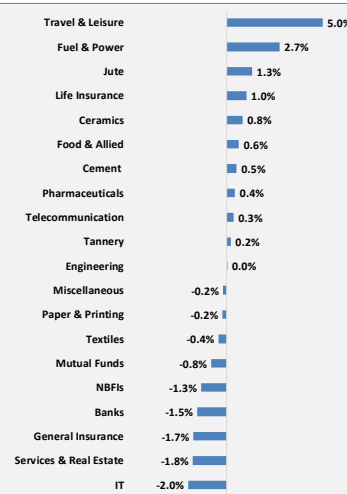
Sector Review

Sector Index	No. of Company	Turnover (mn)	(%) of Total Turnover	Turnover Δ (%)	M.Cap (mn)	(%) of Total M.Cap	M.Cap Δ (%)	P/E (x)
Banks	30	601.1	8.7%	-18.4%	597,858	17.7%	-1.5%	10.4
Cement	7	160.6	2.3%	177.9%	114,168	3.4%	0.5%	36.6
Ceramics	5	42.8	0.6%	-23.3%	28,680	0.9%	0.8%	31.4
Engineering	35	910.3	13.1%	-10.7%	203,960	6.0%	0.0%	18.8
Food & Allied	18	175.5	2.5%	-36.7%	261,238	7.7%	0.6%	18.8
Fuel & Power	18	1546.3	22.3%	49.6%	461,269	13.7%	2.7%	15.3
General Insurance	35	55.1	0.8%	-37.4%	38,288	1.1%	-1.7%	10.4
IT	8	149.0	2.1%	-33.1%	17,400	0.5%	-2.0%	20.4
Jute	3	24.7	0.4%	1.0%	1,670	0.0%	1.3%	337.2
Life Insurance	12	41.6	0.6%	7.0%	49,593	1.5%	1.0%	n/m
Miscellaneous	12	376.6	5.4%	30.6%	78,502	2.3%	-0.2%	21.3
Mutual Funds	36	53.9	0.8%	1.1%	38,735	1.1%	-0.8%	8.9
NBFIs	23	664.9	9.6%	-29.2%	211,992	6.3%	-1.3%	18.2
Paper & Printing	2	34.1	0.5%	-21.9%	23,013	0.7%	-0.2%	45.6
Pharmaceuticals	28	387.6	5.6%	-25.7%	500,720	14.8%	0.4%	17.9
Services & Real Estate	4	59.3	0.9%	-8.0%	20,221	0.6%	-1.8%	16.5
Tannery	6	41.3	0.6%	-14.1%	28,203	0.8%	0.2%	16.9
Telecommunication	2	114.9	1.7%	98.8%	538,707	16.0%	0.3%	15.6
Textiles	48	1188.4	17.1%	-11.8%	133,821	4.0%	-0.4%	20.6
Travel & Leisure	4	317.6	4.6%	120.4%	24,087	0.7%	5.0%	32.0

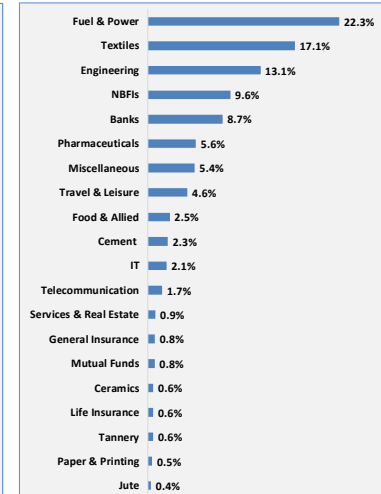
Sector Market Cap. (%)



Sector Return (%)



Turnover Contribution (%)



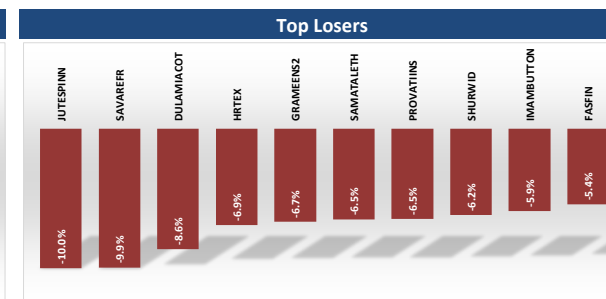
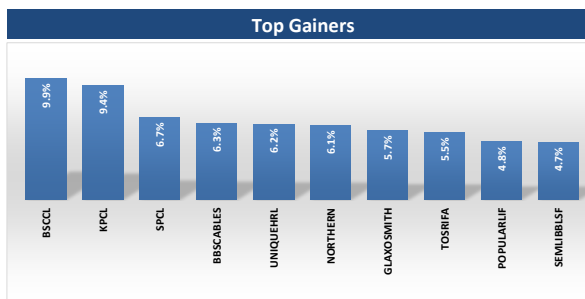
BASL Daily Market Commentary

Monday, September 3, 2018

Hadi mansion (7th floor) 2, Dilkusha Commercial Area, Dhaka-1000
info@basl-bd.com, Tel- 9515826-2, www.basl-bd.com



Most Active Stocks				
Scrip	Price	Change (%)	Turnover (BDT mn)	Turnover As (%)
KPCL	84.1	9.4%	654.4	9.4%
UPGDCL	363.2	2.7%	292.0	4.2%
BSCABLES	123.3	6.3%	257.5	3.7%
UNIQUEHRL	56.5	6.2%	196.3	2.8%
AMANFEED	70.5	3.5%	151.0	2.2%
DSSL	34.6	1.2%	150.4	2.2%
SUMITPOWER	40.7	2.0%	145.7	2.1%
IPDC	42.2	-4.1%	141.4	2.0%
SAHAMTEX	35.4	2.9%	139.9	2.0%
NHFL	74.7	4.6%	135.1	1.9%



Market Leaders Composition				
Scrip	Price	Change (%)	Market Cap. (BDT mn)	Market Cap. As (%)
GP	386.9	0.1%	522,431	15.5%
SQURPHARMA	278.9	0.5%	205,658	6.1%
BATBC	3348.2	0.8%	200,892	6.0%
UPGDCL	363.2	2.7%	145,004	4.3%
ICB	138.7	-0.9%	92,160	2.7%
RENATA	1219.5	0.2%	85,403	2.5%
BRACBANK	76.6	-0.5%	82,154	2.4%
LHBL	53	-0.4%	61,553	1.8%
SUMITPOWER	40.7	2.0%	43,463	1.3%
ISLAMIBANK	25.7	-2.3%	41,377	1.2%

Upcoming Record Date & AGM date for Dividends/Right Offerings			
Scrip	Declaration	Record Date	AGM Date
SUNLIFEINS	2% S	28.08.2018	19.09.2018
SANDHANINS	20% S	13.09.2018	30.09.2018
KDSALTD	10% C & 5% S	18.09.2018	25.10.2018
UPGDCL	90% C 20% S	06.09.2018	30.10.2018
DSSL	5% C 20% S	13.09.2018	12.11.2018

Performances of World Stock Indices				
Indices	Country	Index Value	Change	Change (%)
DJIA	USA	24,682	-45	-0.2%
FTSE 100	UK	7,039	-22	-0.3%
SENSEX	India	33,133	-3	0.0%
Nikkei 225	Japan	21,592	211	1.0%
STI	Singapore	3,507	-4	-0.1%
SSE Comp.	China	3,266	-15	-0.5%
NASDAQ Co	USA	7,345	-19	-0.3%
NYSE Comp.	USA	12,684	20	0.2%

Today's News Cut

TOSRIFA: Accepted the term loan facility and got natural gas connection

The Company has informed that the Company has accepted the sanction of Infrastructure Development Company Limited (IDCOL) for up-to BDT 109.03 million term loan facility for energy efficient machinery at 5% interest rate for tenor of 6 years with moratorium period of 18 months which will be financed by fund of Japan International Cooperation Agency (JICA). (cont).

DHAKABANK: Buy Confirmation of a Sponsor Director

Mr. Abdul Hai Sarker, one of the Sponsors Directors of the Company, has further reported that he has completed his buying of 5,00,000 shares of the Company at prevailing market price through Stock Exchange as per declaration disseminated on 31.07.2018.

Commodity Prices				
Commodity	Latest	Change (%)	52W-Low	52W-High
Oil (\$/barrel)	69.9	0.2%	47.0	75.3
Gold (\$/Ounce)	1208.8	0.2%	1167.0	1369.0

Exchange Rates				
USD	EURO	GBP	RUPEE	CAD
83.5	95.3	106.4	1.2	61.0

*Considering current outstanding no. of shares; *Changes/ return has calculated based on the dividend adjusted price on record date * Change in price of stocks calculated with the previous close price and today's close price. *PE excludes stocks with negative earnings and Z category *Turnover includes block trade

Source: www.dsebd.org; www.bloomberg.com, www.finance.yahoo.com, http://money.cnn.com, https://fx-rate.net

Disclaimer: This document has been prepared by Bank Asia Securities Ltd (BASL) based on publicly available data for information purpose only and does not solicit any action based on the material contained herein and should not be construed as an offer or solicitation to buy or sell or subscribe to any security. Neither BASL nor any of its directors, shareholders, member of the management or employee represents or warrants expressly or impliedly that the information or data of the sources used in the documents are genuine, accurate, complete, authentic and correct. However, all reasonable care has been taken to ensure the accuracy of the contents of this document. BASL or Research & Development Department will not take any responsibility for any decisions made based on the information herein. As this document has been made for the Traders of BASL and strongly prohibited for circulation to any clients, investors or any other persons from outside of BASL.

BASL Daily Market Commentary

Monday, September 3, 2018

Hadi mansion (7th floor) 2, Dilkusha Commercial Area, Dhaka-1000
info@basl-bd.com, Tel- 9515826-2, www.basl-bd.com



Disclaimer

This document has been prepared by Bank Asia Securities Ltd (BASL) based on publicly available data for information purpose only and does not solicit any action based on the material contained herein and should not be construed as an offer or solicitation to buy or sell or subscribe to any security. Neither BASL nor any of its directors, shareholders, member of the management or employee represents or warrants expressly or impliedly that the information or data of the sources used in the documents are genuine, accurate, complete, authentic and correct. However, all reasonable care has been taken to ensure the accuracy of the contents of this document. BASL or Research & Development Department will not take any responsibility for any decisions made based on the information herein. As this document has been made for the Traders of BASL and strongly prohibited for circulation to any clients, investors or any other persons from outside of BASL.

About Bank Asia Securities (BASL)

Bank Asia Securities Limited (BASL) is one of the leading full-service brokerage companies in Bangladesh. The company was formed in 2009 and running its operation as a majority owned subsidiary of Bank Asia Limited. BASL offers full-fledged standard brokerage services for retail, institutional and foreign clients with a dedicated team of skilled professionals. The company is currently providing the brokerage services under the membership of Dhaka Stock Exchange Limited (DSE).

BASL Research Team

Mr. Shariful Alam Chowdhury
Head of Research & Investments

tushar@basl-bd.com, tusharbd@bloomberg.net

Mr. Shohidul Islam
Research Analyst

shohidul@basl-bd.com, shohidulbd@bloomberg.net

Mr. Monir Hossain
Research Associate

monir@basl-bd.com

BASL Networks

Head Office Hadi Mansion (7th Floor) 2, Dilkusha Commercial Area Dhaka-1000 Phone: +88-02-9515826-28 Fax: +88-02-9567884	Modhumita Extension Office 158-160 Modhumita Building (5th Floor) Motijheel C/A, Dhaka-1000 Phone: +88-01819118893	Dhanmondi Branch Meher Plaza (1st Floor), House # 13/A, Road # 05 Dhanmondi, Dhaka - 1207 Phone: +8802-8624874-5	Mirpur Branch Nishi Plaza, plot # 01, Avenue-04, Section-06, Block-C Mirpur, Dhaka - 1216 Phone: +88-02-9013841	Uttara Branch House # 79/A, (4th Floor), Road # 07, Sector # 04 Uttara Model Town, Dhaka-1230 Phone: +88-02-8958371	Banani Branch Nur Empori, Plot # 77 (1st Floor), Road No # 11, Banani, Dhaka-1213 Phone: +8801716180767	Khulna Branch 28, Sir Iqbal Road (1st Floor) Khulna Phone: +88-041-731208-9
--	--	---	---	---	--	---

For International Trade & Sales, please contact **Mr. Sumon Das, Chief Executive Officer**. Please call at +8801993111666, +880 02 9515826, Ext:101 at Business hour.

For further query, write to us at research@basl-bd.com.