

BASL Daily Market Commentary

Thursday, November 1, 2018

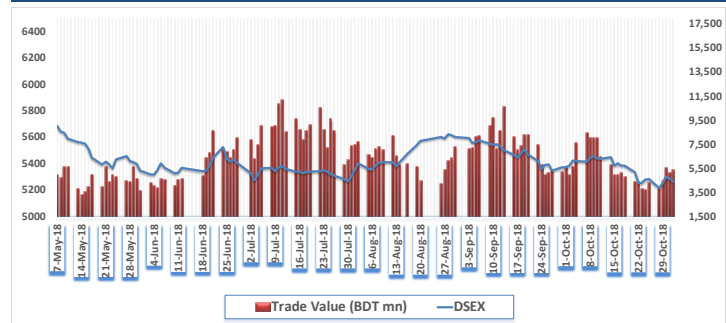
Hadi mansion (7th floor) 2, Dilkusha Commercial Area, Dhaka-1000
info@basl-bd.com, Tel- 9515826-2, www.basl-bd.com



Today's Market View

The DSE broad Index- DSEX closed in red today. The benchmark index decreased by 25.7 points or -0.5% and closed at 5258.5 points today. The blue-chip index DS30 and the shariah based index DSES both closed in red, closing to 1865.4 and 1216.1 respectively. Turnover stood at BDT million 5300 (USD 63.9 million), about 2.96% higher than the previous trading session's value. Most of the sectors witnessed bearish performance today. Service & Real Estates sector (+3.5%) was the highest gainer followed by IT (+2.3%) and Ceramics (+1.2%) whereas general Insurance (-1.0%) was the highest loser, followed by Pharmaceuticals (-0.9%), Fuel & Power (-0.8%) and Banks (-0.7%) respectively. SKTRIMS (+7.5%) was the highest traded share with a turnover of BDT 193.1 million followed by KPCL (-2.3%) and INTECH (+9.9%) respectively. Banks sector has highest turnover of 17.1% in the market. KDSALTD (+9.9%) was the today's top gainer while UNITEDDINS (-8.8%) was the top loser today.

Last Six Months Market Movement



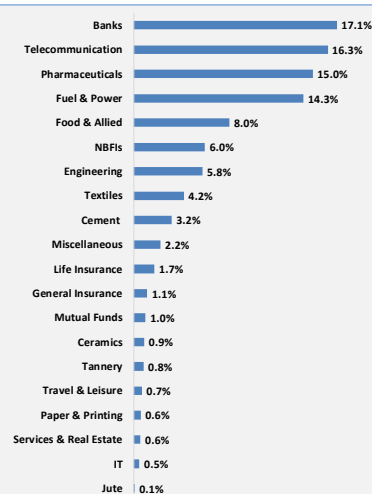
Market Summary

Index	Today	Last day	Change	Change (%)	YTD Change (%)
DSEX	5258.5	5284.1	-25.7	-0.5%	-15.8%
DSES	1216.1	1222.5	-6.4	-0.5%	-12.6%
DS30	1865.4	1878.0	-12.7	-0.7%	-18.3%
Total Scripts		Advanced	Declined	Unchanged	
330		118	174	50	
Market Indicators		Today	Last day	Today	Last day
Market PE		15.33	15.32	Market RSI (14) 38.51 41.18	
Market Statistics		Today	Last day	Change	Change (%)
Market Cap	Mn BDT	3,831,684	3,841,978	(10,294)	-0.27%
	Mn USD	46,165	46,289	(124)	
Turnover	Mn BDT	5,300	5,147	152	2.96%
	Mn USD	63.9	62.0	1.8	
Volume	Mn Shares	138.1	148.4	(10.3)	-7%

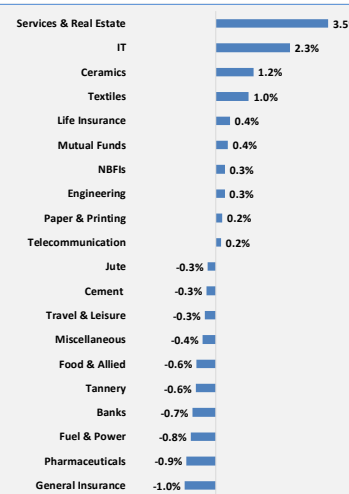
Sector Review

Sector Index	No. of Company	Turnover (mn)	(%) of Total Turnover	Turnover Δ (%)	M.Cap (mn)	(%) of Total M.Cap	M.Cap Δ (%)	P/E (x)
Banks	30	419.6	8.4%	-18.5%	552,605	17.1%	-0.7%	9.9
Cement	7	75.0	1.5%	-29.4%	102,917	3.2%	-0.3%	37.5
Ceramics	5	87.5	1.7%	-0.8%	28,340	0.9%	1.2%	23.2
Engineering	35	544.3	10.9%	25.8%	186,406	5.8%	0.3%	14.9
Food & Allied	18	113.9	2.3%	-10.9%	259,527	8.0%	-0.6%	23.6
Fuel & Power	18	629.7	12.6%	-19.1%	461,681	14.3%	-0.8%	14.8
General Insurance	35	71.2	1.4%	45.6%	36,737	1.1%	-1.0%	11.1
IT	8	278.4	5.6%	80.9%	15,475	0.5%	2.3%	22.6
Jute	3	16.4	0.3%	116.1%	2,364	0.1%	-0.3%	105.8
Life Insurance	12	170.4	3.4%	30.3%	56,580	1.7%	0.4%	n/m
Miscellaneous	12	356.0	7.1%	60.0%	72,507	2.2%	-0.4%	24.0
Mutual Funds	36	15.8	0.3%	7.9%	32,147	1.0%	0.4%	7.7
NBFIs	23	308.9	6.2%	-19.3%	193,657	6.0%	0.3%	17.3
Paper & Printing	2	34.1	0.7%	-22.9%	18,895	0.6%	0.2%	23.5
Pharmaceuticals	28	602.8	12.0%	-15.8%	486,943	15.0%	-0.9%	18.3
Services & Real Estate	4	40.2	0.8%	106.0%	18,245	0.6%	3.5%	15.6
Tannery	6	56.0	1.1%	-17.0%	26,448	0.8%	-0.6%	17.4
Telecommunication	2	46.1	0.9%	-40.8%	527,480	16.3%	0.2%	15.1
Textiles	48	1064.5	21.3%	0.7%	136,166	4.2%	1.0%	20.1
Travel & Leisure	4	74.8	1.5%	-14.3%	22,081	0.7%	-0.3%	28.1

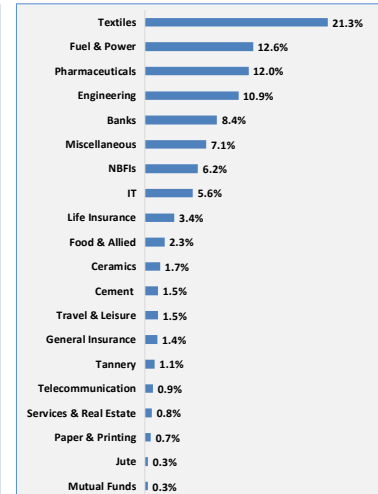
Sector Market Cap. (%)



Sector Return (%)



Turnover Contribution (%)



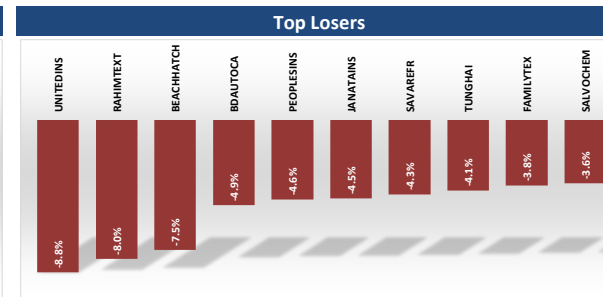
BASL Daily Market Commentary

Thursday, November 1, 2018

Hadi mansion (7th floor) 2, Dilkusha Commercial Area, Dhaka-1000
info@basl-bd.com, Tel- 9515826-2, www.basl-bd.com



Most Active Stocks				
Scrip	Price	Change (%)	Turnover (BDT mn)	Turnover As (%)
SKTRIMS	38.5	7.5%	193.1	3.9%
KPCL	111.9	-2.3%	184.1	3.7%
INTECH	55.5	9.9%	184.1	3.7%
UPGDCL	318.2	-0.3%	165.2	3.3%
NURANI	22.7	5.6%	151.3	3.0%
ADVENT	43	4.6%	111.0	2.2%
VFSTD	57.9	1.0%	110.8	2.2%
SAIHAMCOT	19.6	9.5%	109.4	2.2%
PHARMAID	651	4.2%	108.7	2.2%
NATLIFEINS	194.9	4.0%	94.0	1.9%



Market Leaders Composition				
Scrip	Price	Change (%)	Market Cap. (BDT mn)	Market Cap. As (%)
GP	380.1	0.1%	513,249	15.9%
BATBC	3307.8	-0.6%	198,468	6.1%
SQURPHARMA	263.9	-1.2%	194,598	6.0%
UPGDCL	318.2	-0.3%	152,445	4.7%
RENATA	1266.9	-0.6%	88,722	2.7%
ICB	127.1	0.3%	84,452	2.6%
BRACBANK	70.1	-0.4%	75,182	2.3%
LHBL	44.6	0.0%	51,797	1.6%
SUMITPOWER	43	-1.8%	45,919	1.4%
OLYMPIC	216.1	-1.1%	43,207	1.3%

Upcoming Record Date & AGM date for Dividends/Right Offerings				
Scrip	Declaration	Record Date	AGM Date	
STYLECRAFT	410% S	04.11.2018.	17.12.2018	
NTC	22% C	12.11.2018	22.12.2018	
ENVOYTEX	10%C 2%S	14.11.2018	20.12.2018	
SUMITPOWER	30% C	11.11.2018	09.12.2018	
MJLBD	45%C 5% S	04.11.2018	22.11.2018	
RAHIMTEXT	20%C 10%S	12.11.2018	27.12.2018	
ADVENT	2% C 10% S	11.11.2018	5.12.2018	
OAL	10% S	11.11.2018	06.12.2018	
PTL	7% C 5% S	11.11.2018	08.12.2018	
SQUARETEXT	20% C 5% S	27.11.2018	20.12.2018	

Performances of World Stock Indices				
Indices	Country	Index Value	Change	Change (%)
DJIA	USA	24,682	-45	-0.2%
FTSE 100	UK	7,039	-22	-0.3%
SENSEX	India	33,133	-3	0.0%
Nikkei 225	Japan	21,592	211	1.0%
STI	Singapore	3,507	-4	-0.1%
SSE Comp.	China	3,266	-15	-0.5%
NASDAQ Co	USA	7,345	-19	-0.3%
NYSE Comp.	USA	12,684	20	0.2%

Today's News Cut

KOHINOOR: Dividend Declaration

The Board of Directors has recommended 10% Cash and 20% Stock Dividend for the year ended on June 30, 2018. Date of AGM: 10.12.2018, Time: 9:30 AM, Venue: Officer's Club, 26 Baily Road, Ramna, Dhaka. Record Date: 22.11.2018. The Company has also reported EPS of Tk. 11.02, NAV per share of Tk. 51.93 and NOCFPS of Tk. (8.34) for the year ended on June 30, 2018 as against Tk. 10.47 (restated), Tk. 39.53 (restated) and Tk. 30.07 (restated) respectively for the same period of the previous year.

ORIONPHARM: Dividend Declaration

The Board of Directors has recommended 15% cash dividend for the year ended on June 30, 2018. Date of AGM: 10.12.2018, Time: 11:00 AM, Venue: Officer's Club, 26, Baily Road, Ramna, Dhaka. Record Date: 22.11.2018. The Company has also reported Consolidated EPS of Tk. 3.43, Consolidated NAV per share (including Revaluation Surplus) of Tk. 72.88 and Consolidated NOCFPS of Tk. 9.38 for the year ended on June 30, 2018 as against Tk. 3.40, Tk. 70.95 and Tk. 9.62 respectively for the year ended on June 30, 2017.

Commodity Prices

Comodity	Latest	Change (%)	52W-Low	52W-High
Oil (\$/barrel)	64.8	-4.1%	53.9	76.9
Gold (\$/Ounce)	1228.0	-0.6%	1167.0	1369.0

Exchange Rates

USD	EURO	GBP	RUPEE	CAD
83.7	95.5	108.4	1.1	60.1

*Considering current outstanding no. of shares; *Changes/ return has calculated based on the dividend adjusted price on record date * Change in price of stocks calculated with the previous close price and today's close price. *PE excludes stocks with negative earnings and Z category *Turnover includes block trade

BASL Daily Market Commentary

Thursday, November 1, 2018

Hadi mansion (7th floor) 2, Dilkusha Commercial Area, Dhaka-1000
info@basl-bd.com, Tel- 9515826-2, www.basl-bd.com



Disclaimer

This document has been prepared by Bank Asia Securities Ltd (BASL) based on publicly available data for information purpose only and does not solicit any action based on the material contained herein and should not be construed as an offer or solicitation to buy or sell or subscribe to any security. Neither BASL nor any of its directors, shareholders, member of the management or employee represents or warrants expressly or impliedly that the information or data of the sources used in the documents are genuine, accurate, complete, authentic and correct. However, all reasonable care has been taken to ensure the accuracy of the contents of this document. BASL or Research & Development Department will not take any responsibility for any decisions made based on the information herein. As this document has been made for the Traders of BASL and strongly prohibited for circulation to any clients, investors or any other persons from outside of BASL.

About Bank Asia Securities (BASL)

Bank Asia Securities Limited (BASL) is one of the leading full-service brokerage companies in Bangladesh. The company was formed in 2009 and running its operation as a majority owned subsidiary of Bank Asia Limited. BASL offers full-fledged standard brokerage services for retail, institutional and foreign clients with a dedicated team of skilled professionals. The company is currently providing the brokerage services under the membership of Dhaka Stock Exchange Limited (DSE).

BASL Research Team

Mr. Shariful Alam Chowdhury
Head of Research & Investments

tushar@basl-bd.com, tusharbd@bloomberg.net

Mr. Shohidul Islam
Research Analyst

shohidul@basl-bd.com, shohidulbd@bloomberg.net

Mr. Monir Hossain
Research Associate

monir@basl-bd.com

Tanzin Naher
Research Associate

Tanzin.naher@basl-bd.com

BASL Networks

Head Office Hadi Mansion (7th Floor) 2, Dilkusha Commercial Area Dhaka-1000 Phone: +88-02-9515826-28 Fax: +88-02-9567884	Modhumita Extension Office 158-160 Modhumita Building (5th Floor) Motijheel C/A, Dhaka-1000 Phone: +88-01819118893	Dhanmondi Branch Meher Plaza (1st Floor), House # 13/A, Road # 05 Dhanmondi, Dhaka - 1207 Phone: +8802-8624874-5	Mirpur Branch Nishi Plaza, plot # 01, Avenue-04, Section-06, Block-C Mirpur, Dhaka - 1216 Phone: +88-02-9013841	Uttara Branch House # 79/A, (4th Floor), Road # 07, Sector # 04 Uttara Model Town, Dhaka-1230 Phone: +88-02-8958371	Banani Branch Nur Empori, Plot # 77 (1st Floor), Road No # 11, Banani, Dhaka-1213 Phone: +8801716180767	Khulna Branch 28, Sir Iqbal Road (1st Floor) Khulna Phone: +88-041-731208-9
--	--	---	---	---	--	---

For International Trade & Sales, please contact **Mr. Sumon Das, Chief Executive Officer**. Please call at +8801993111666, +880 02 9515826, Ext:101 at Business hour. For further query, write to us at research@basl-bd.com.