

BASL Weekly Mutual Fund Review

Hadi mansion (7th floor) 2, Dilkusha Commercial Area, Dhaka-1000
info@basl-bd.com, Tel- 9515826-2, www.basl-bd.com



Listed Close-End Mutual Funds in DSE as on May-17, 2018

| Sl. No. | Funds | AMCs | Units (mn) | Price (BDT) | Market Capitalization (BDT mn) | NAV at Market (BDT) | YTD (%) Change | Total NAV (BDT mn) | Weekly NAV Growth (%) | Price/NAV | Premium/Discount (%) | Latest Dividend (%) | Latest Dividend Yield (%) | Year End | Redemption Date |
|--------------------|------------|-----------|------------|-------------|--------------------------------|---------------------|----------------|--------------------|-----------------------|------------|----------------------|---------------------|---------------------------|----------|-----------------|
| 1 | RELIANCE1 | AIMS | 61 | 10.4 | 629 | 13.65 | -5.1% | 826 | -1.0% | 76% | -24% | 10% | 9.09% | June | Jul-21 |
| 2 | GRAMEENS2 | AIMS | 182 | 16.6 | 3028 | 19.52 | -2.9% | 3560 | -1.9% | 85% | -15% | 11%,4%R | 7.24% | June | Sept-18 |
| 3 | ATCSLGF | ATCAP | 62 | 10.8 | 667 | 13.6 | -3.6% | 840 | -1.4% | 79% | -21% | 15.5% | 13.96% | June | Apr-25 |
| 4 | CAPMBDBLMF | CAPM | 50 | 8.1 | 406 | 10.18 | -6.8% | 510 | -1.5% | 80% | -20% | 2% | 2.17% | June | Jan-27 |
| 5 | CAPMIBBLMF | CAPM | 67 | 9 | 602 | 9.98 | -0.8% | 667 | -0.6% | 90% | -10% | 102% | 110.87% | June | Jan-28 |
| 6 | PF1STMF | ICBAMCL | 60 | 6.9 | 414 | 8.56 | -6.4% | 514 | -1.3% | 81% | -19% | 5% | 5.75% | June | May-20 |
| 7 | PRIME1ICBA | ICBAMCL | 100 | 6.9 | 690 | 8.76 | -8.0% | 876 | -1.7% | 79% | -21% | 7% | 8.43% | June | Jan-20 |
| 8 | ICBSONALI1 | ICBAMCL | 100 | 8.6 | 860 | 9.45 | -7.1% | 945 | -1.7% | 91% | -9% | 7.5% | 7.73% | June | Jun-23 |
| 9 | ICBAGRANI1 | ICBAMCL | 98 | 7.5 | 736 | 10.32 | -5.2% | 1013 | -0.5% | 73% | -27% | - | - | June | Oct-27 |
| 10 | ICB3RDNRB | ICBAMCL | 100 | 6.1 | 610 | 8.11 | -7.7% | 811 | -1.7% | 75% | -25% | 5% | 6.25% | June | May-20 |
| 11 | IFILISLMF1 | ICBAMCL | 100 | 7.4 | 740 | 9.35 | -4.9% | 935 | -1.5% | 79% | -21% | 9% | 10.23% | June | Nov-20 |
| 12 | ICBEPMF1S1 | ICBAMCL | 75 | 6.8 | 510 | 8.17 | -7.5% | 613 | -1.4% | 83% | -17% | 6.5% | 7.23% | June | Jan-19 |
| 13 | ICB2NDNRB | ICBAMCL | 100 | 9.9 | 990 | 11.2 | -6.1% | 1120 | -2.1% | 88% | -12% | 12% | 10.43% | June | Jun-18 |
| 14 | ICBAMCL2ND | ICBAMCL | 50 | 8 | 400 | 9.38 | -9.7% | 469 | -1.9% | 85% | -15% | 6% | 6.25% | June | Oct-19 |
| 15 | 1STPRIMFMF | ICBAMCL | 20 | 12.5 | 250 | 11.07 | -9.4% | 221 | -1.8% | 113% | 13% | 8.5% | 5.63% | Dec | Mar-19 |
| 16 | LRGLOBMF1 | LR GLOBAL | 311 | 8 | 2489 | 11.28 | -6.0% | 3509 | -0.7% | 71% | -29% | 7.8% | 6.94% | Sept | Sep-21 |
| 17 | AIBL1STMF | LR GLOBAL | 100 | 8.5 | 850 | 11.73 | -1.3% | 1173 | -1.1% | 72% | -28% | 8% | 9.40% | March | Jan-21 |
| 18 | MBL1STMF | LR GLOBAL | 100 | 9 | 900 | 12.03 | -5.9% | 1203 | -0.7% | 75% | -25% | 8% | 8.90% | March | Feb-21 |
| 19 | DBH1STMF | LR GLOBAL | 120 | 9.6 | 1152 | 11.92 | -6.1% | 1430 | -0.7% | 81% | -19% | 5% | 5.56% | June | Feb-20 |
| 20 | NCCBLMF1 | LR GLOBAL | 109 | 7.6 | 825 | 11.16 | -5.6% | 1211 | -0.8% | 68% | -32% | 10% | 11.24% | Dec | May-22 |
| 21 | GREENDELMF | LR GLOBAL | 150 | 9.1 | 1365 | 11.99 | -6.0% | 1799 | -0.7% | 76% | -24% | 5% | 5.56% | June | Sep-20 |
| 22 | ABB1STMF | RACE | 224 | 6.1 | 1367 | 11.78 | -8.5% | 2640 | -1.3% | 52% | -48% | 10%R,3% | 4.29% | June | Jan-22 |
| 23 | FBFIF | RACE | 733 | 5.5 | 4034 | 11.22 | -7.4% | 8230 | -0.7% | 49% | -51% | 10%R,2% | 2.94% | June | Feb-22 |
| 24 | TRUSTB1MF | RACE | 284 | 6.6 | 1877 | 11.52 | -8.6% | 3277 | -1.5% | 57% | -43% | 10%R,2% | 2.74% | June | Jan-20 |
| 25 | POPULAR1MF | RACE | 285 | 5.9 | 1682 | 11.04 | -8.9% | 3148 | -1.9% | 53% | -47% | 10%R,3.5% | 4.93% | June | Oct-20 |
| 26 | IFIC1STMF | RACE | 174 | 5.8 | 1012 | 11.07 | -7.9% | 1931 | -1.1% | 52% | -48% | 10%R,2% | 2.86% | June | Mar-20 |
| 27 | 1JANATAMF | RACE | 275 | 6.2 | 1708 | 10.96 | -9.5% | 3019 | -1.3% | 57% | -43% | 10%R,2% | 2.74% | June | Sep-20 |
| 28 | EBLNRBMF | RACE | 211 | 6.1 | 1290 | 11.16 | -7.8% | 2360 | -0.9% | 55% | -45% | 10%R,2% | 2.82% | June | May-21 |
| 29 | PHPMF1 | RACE | 268 | 6.2 | 1660 | 11 | -8.9% | 2945 | -1.5% | 56% | -44% | 10%R,2.5% | 3.16% | June | Nov-20 |
| 30 | EXIM1STMF | RACE | 133 | 6.8 | 904 | 11.89 | -7.7% | 1581 | -1.2% | 57% | -43% | 10%R,2% | 2.41% | June | Jun-23 |
| 31 | EBL1STMF | RACE | 135 | 7.9 | 1070 | 11.45 | -5.8% | 1550 | -0.9% | 69% | -31% | 10%R,2% | 2.67% | June | Aug-19 |
| 32 | SEMLIBLSF | SEML | 100 | 8.3 | 828 | 10.32 | 0.2% | 1030 | -0.4% | 80% | -20% | 2.5% | 2.75% | June | Feb-27 |
| 33 | SEMLLECMF | SEML | 50 | 9 | 450 | 10.68 | -0.4% | 534 | -0.3% | 84% | -16% | 10% | 10.00% | June | Jan-26 |
| 34 | VAMLRBBF | VAML | 159 | 8.9 | 1413 | 11.17 | -8.4% | 1773 | -1.9% | 80% | -20% | - | - | Sept | Jan-26 |
| 35 | VAMLBDMF1 | VAML | 104 | 9.2 | 960 | 11.22 | -8.3% | 1170 | -1.8% | 82% | -18% | 7.5% | 7.98% | Sept | Jan-26 |
| 36 | SEBL1STMF | VIPB | 100 | 14 | 1397 | 15.16 | -6.2% | 1513 | -1.3% | 92% | -8% | 13.5% | 10.33% | June | May-21 |
| 37 | NLI1STMF | VIPB | 50 | 14.9 | 750 | 16.23 | -6.1% | 817 | -1.2% | 92% | -8% | 15% | 10.14% | June | Feb-22 |
| MF Industry | | | | | 41515 | | | 61764 | | 67% | -33% | | | | |

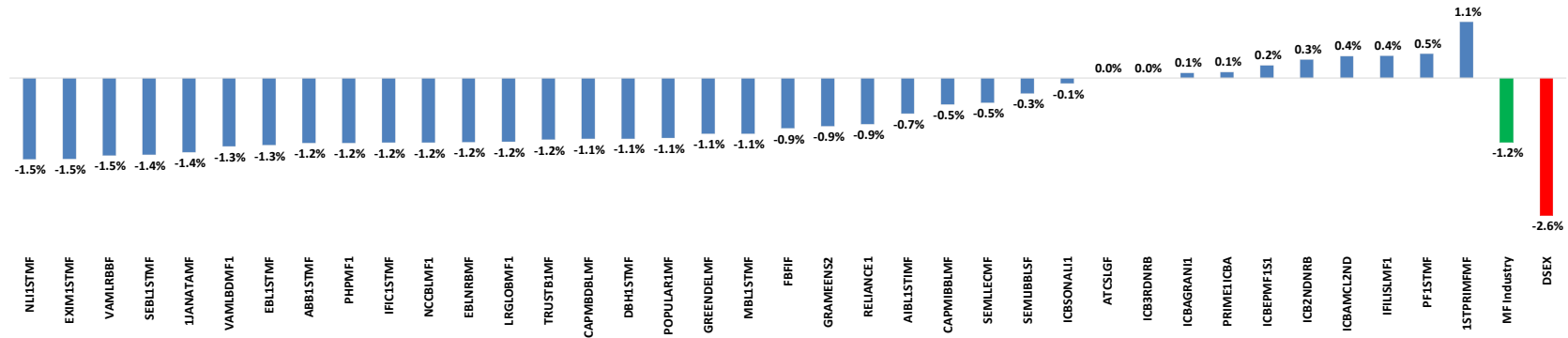
Note: NAV at Market price is taken on the last day NAV value which is declared on the first trading day (Sunday) of the next week. YTD= Year to the date (January 01, 2018 to up to date).

BASL Weekly Mutual Fund Review

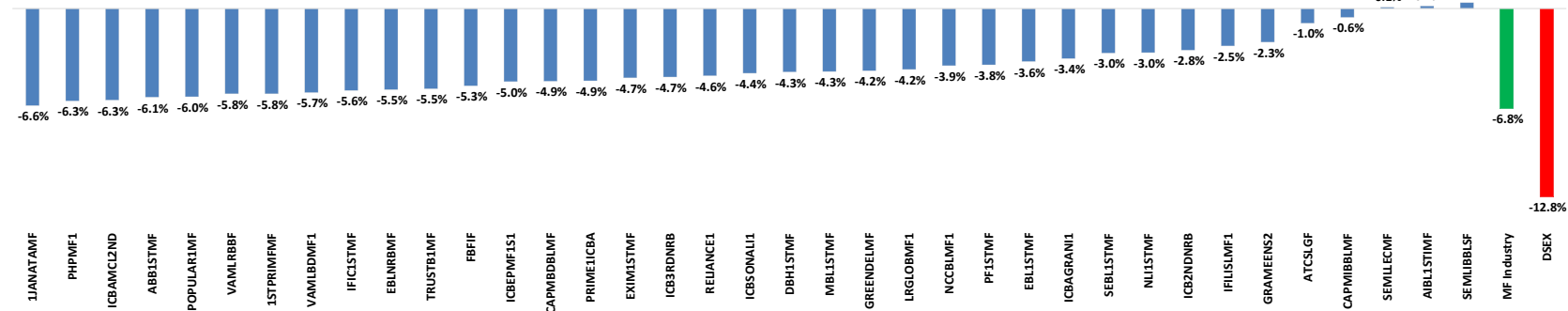
Hadi mansion (7th floor) 2, Dilkusha Commercial Area, Dhaka-1000
info@basl-bd.com, Tel- 9515826-2, www.basl-bd.com



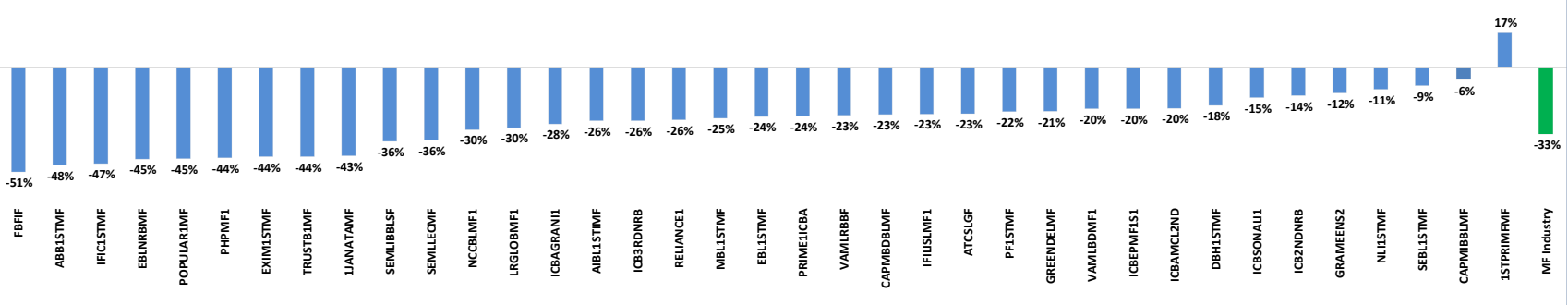
Weekly NAV Growth(%)



YTD (%) Change



Fund Premium/Discount (%)


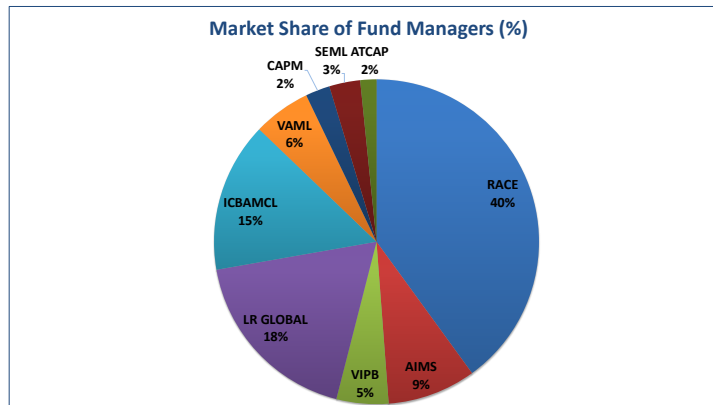
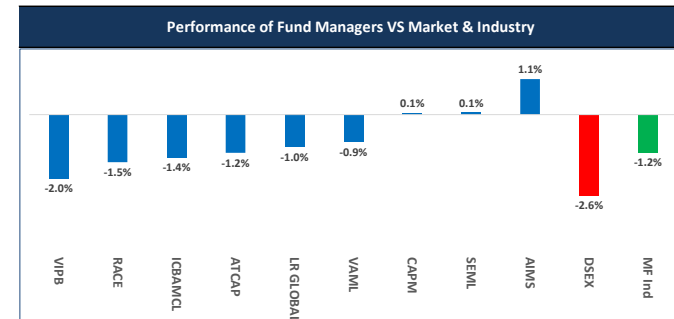


BASL Weekly Mutual Fund Review

Hadi mansion (7th floor) 2, Dilkusha Commercial Area, Dhaka-1000
info@basl-bd.com, Tel- 9515826-2, www.basl-bd.com



| Sl. No. | Fund Managers | Market Cap (BDT mn) | Total NAV (BDT mn) | Price/NAV | Premium/Discount (%) |
|--------------|---------------|---------------------|--------------------|------------|----------------------|
| 1 | RACE | 16,605 | 30,682 | 54% | -46% |
| 2 | AIMS | 3,657 | 4,386 | 83% | -17% |
| 3 | VIPB | 2,147 | 2,330 | 92% | -8% |
| 4 | LR GLOBAL | 7,580 | 10,325 | 73% | -27% |
| 5 | ICBAMCL | 6,200 | 7,517 | 82% | -18% |
| 6 | VAML | 2,373 | 2,944 | 81% | -19% |
| 7 | CAPM | 1,008 | 1,178 | 86% | -14% |
| 8 | SEML | 1,278 | 1,564 | 82% | -18% |
| 9 | ATCAP | 667 | 840 | 79% | -21% |
| Total | | 41,515 | 61,764 | 67% | -33% |



Disclaimer: This document has been prepared by Bank Asia Securities Ltd (BASL) based on publicly available data for information purpose only and does not solicit any action based on the material contained herein and should not be construed as an offer or solicitation to buy or sell or subscribe to any security. Neither BASL nor any of its directors, shareholders, member of the management or employee represents or warrants expressly or impliedly that the information or data of the sources used in the documents are genuine, accurate, complete, authentic and correct. However all reasonable care has been taken to ensure the accuracy of the contents of this document. BASL or Research & Development Department will not take any responsibility for any decisions made based on the information herein. As this document has been made for the Traders of BASL and strongly prohibitate for circulation to any clients, investors or any other persons from outside of BASL.

BASL Weekly Mutual Fund Review

Hadi mansion (7th floor) 2, Dilkusha Commercial Area, Dhaka-1000
info@basl-bd.com, Tel- 9515826-2, www.basl-bd.com



About Bank Asia Securities (BASL)

Bank Asia Securities Limited (BASL) is one of the leading full-service brokerage companies in Bangladesh. The company was formed in 2009 and running its operation as a majority owned subsidiary of Bank Asia Limited. BASL offers full-fledged standard brokerage services for retail, institutional and foreign clients with a dedicated team of skilled professionals. The company is currently providing the brokerage services under the membership of Dhaka Stock Exchange Limited (DSE).

BASL Research Team

Mr. Shariful Alam Chowdhury
Head of Research & Investments

tushar@basl-bd.com, tusharbd@bloomberg.net

Mr. Shohidul Islam
Research Analyst

shohidul@basl-bd.com, shohidulbd@bloomberg.net

Mr. Md. Monirul Islam
Research Associate

abir@basl-bd.com

Mr. Monir Hossain
Research Associate

monir@basl-bd.com

BASL Branches

| | | | | | | |
|--|--|---|---|---|--|---|
| Head Office Hadi Mansion (7th Floor) 2, Dilkusha Commercial Area Dhaka-1000, Bangladesh Phone: +88-02-9515826-28 Fax: +88-02-9567884 | Modhumita Extension Office 158-160 Modhumita Building (5th Floor) Motijheel C/A, Dhaka-1000 Phone: +88-01819118893 | Dhanmondi Branch Meher Plaza (1st Floor), House # 13/A, Road # 05 Dhanmondi, Dhaka - 1207 Phone: +8802-8624874-5 | Mirpur Branch Nishi Plaza, plot # 01, Avenue-04, Section-06, Block-C Mirpur, Dhaka - 1216 Phone: +88-02-9013841 | Uttara Branch House # 79/A, (4th Floor), Road # 07, Sector # 04 Uttara Model Town, Dhaka-1230 Phone: +88-02-8958371 | Banani Branch Nur Empori, Plot # 77 (1st Floor), Road No # 11, Banani, Dhaka-1213 Phone: +8801716180767 | Khulna Branch 28, Sir Iqbal Road (1st Floor) Khulna Phone: +88-041-731208-9 |
|--|--|---|---|---|--|---|

For International Trade & Sales, please contact **Mr. Sumon Das, Chief Executive Officer**. Please call at +8801993111666, +880 02 9515826, Ext:101 at Business hour.

For further query, write to us at research@basl-bd.com.