

BASL Daily Market Commentary

Thursday, April 26, 2018

Hadi mansion (7th floor) 2, Dilkusha Commercial Area, Dhaka-1000
info@basl-bd.com, Tel- 9515826-2, www.basl-bd.com

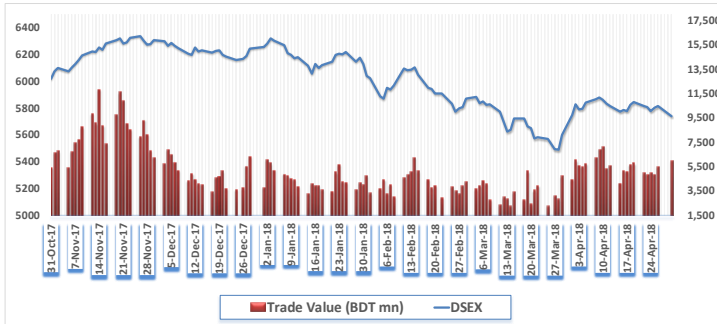


Your Trusted Broker

Today's Market View

The DSE broad Index- DSEX closed in red today. The benchmark index declined by 74.6 points or -1.3% and closed at 5739.2 points today. The blue-chip index DS30 and the shariah based index DSES both closed in red closing to 2143.5 and 1325.0 respectively. Turnover stood at BDT 5928 million (USD 71.4 million), about 8.35% higher than the previous trading session's value. Most of the sectors witnessed bearish performance today. Textile Sector (+0.0%) was the highest gainer, followed by Miscellaneous (+0.0%) and whereas Jute (-5.6%) was the highest loser, followed by Cement (-3.8%) and Paper & Printing (-2.4%). BEXIMCO (+2.6%) was the highest traded share with a turnover of BDT 485.4 million followed by BRACBANK (+0.1%) and SQURPHARMA (-1.3%) respectively. Bank sector has highest turnover of 18.4% in the market. QUEENSOUTH (+10.0%) was the today's top gainer while SONARGAON (-9.9%) was the top loser today.

Last Six Months Market Movement



Market Summary

Index	Today	Last day	Change	Change (%)	YTD Change (%)
DSEX	5739.2	5813.8	-74.6	-1.3%	-8.1%
DSES	1325.0	1343.7	-18.7	-1.4%	-4.7%
DS30	2143.5	2171.8	-28.3	-1.3%	-6.1%

Total Scrips	Advanced	Declined	Unchanged
330	73	227	37

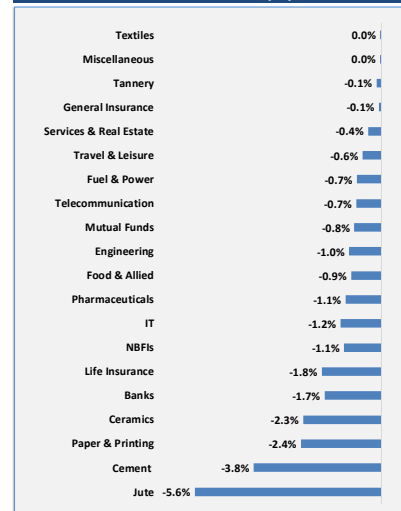
Market Indicators	Today	Last day	Today	Last day
Market PE	16.0	16.3	Market RSI (14)	52.8
				52.8

Market Statistics	Today	Last day	Change	Change (%)
Market Cap	Mn BDT 4,006,287	4,046,676	(40,389)	-1.00%
	Mn USD 48,269	48,755	(487)	
Turnover	Mn BDT 5,928	5,471	457	8.35%
	Mn USD 71.4	65.9	5.5	
Volume	Mn Shares 154.9	139.1	15.8	11%

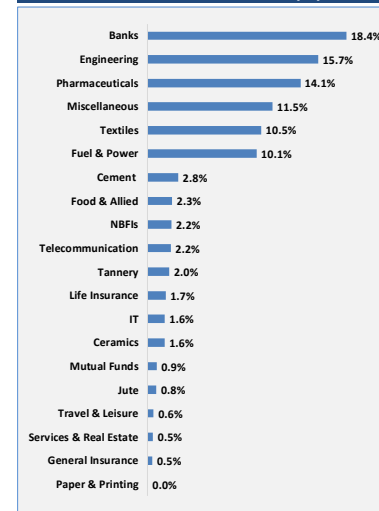
Sector Review

Sector Index	No. of Company	Turnover (mn)	(%) of Total Turnover	Turnover Δ (%)	M.Cap (mn)	(%) of Total M.Cap	M.Cap Δ (%)	P/E (x)
Banks	30	943.9	18.4%	4.6%	630,028	18.3%	-1.7%	9.3
Cement	7	145.9	2.8%	104.9%	121,368	3.5%	-3.8%	45.4
Ceramics	5	81.9	1.6%	23.3%	26,173	0.8%	-2.3%	21.5
Engineering	35	809.7	15.7%	2.5%	191,752	5.6%	-1.0%	17.3
Food & Allied	18	117.1	2.3%	-33.0%	281,651	8.2%	-0.9%	27.3
Fuel & Power	18	519.0	10.1%	-8.8%	373,738	10.8%	-0.7%	12.5
General Insurance	35	23.2	0.5%	-21.5%	39,298	1.1%	-0.1%	11.1
IT	8	82.6	1.6%	4.8%	15,323	0.4%	-1.2%	20.2
Jute	3	42.2	0.8%	28.8%	1,817	0.1%	-5.6%	440.7
Life Insurance	12	86.7	1.7%	-12.8%	51,354	1.5%	-1.8%	n/m
Miscellaneous	12	594.0	11.5%	80.1%	97,403	2.8%	0.0%	26.9
Mutual Funds	36	43.9	0.9%	18.0%	42,166	1.2%	-0.8%	13.4
NBFIs	23	113.8	2.2%	-35.6%	203,529	5.9%	-1.1%	13.4
Paper & Printing	2	1.7	0.0%	-21.1%	1,891	0.1%	-2.4%	n/m
Pharmaceuticals	28	725.6	14.1%	31.5%	540,100	15.6%	-1.1%	19.4
Services & Real Estate	4	27.1	0.5%	-28.4%	20,077	0.6%	-0.4%	16.6
Tannery	6	104.0	2.0%	37.5%	26,039	0.8%	-0.1%	18.4
Telecommunication	2	110.7	2.2%	-44.9%	649,569	18.8%	-0.7%	25.3
Textiles	48	540.9	10.5%	23.7%	115,159	3.3%	0.0%	16.5
Travel & Leisure	4	29.6	0.6%	-6.9%	23,398	0.7%	-0.6%	29.7

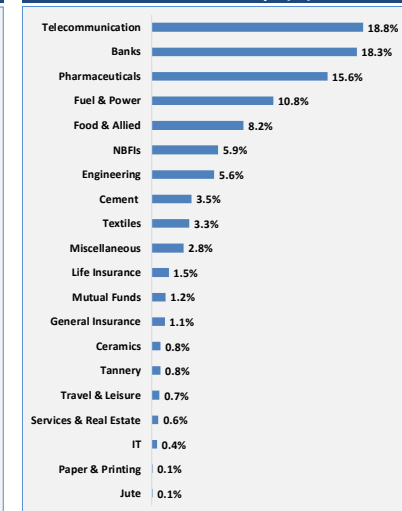
Sector Return (%)



Turnover Contribution (%)



Sector Market Cap. (%)



BASL Daily Market Commentary

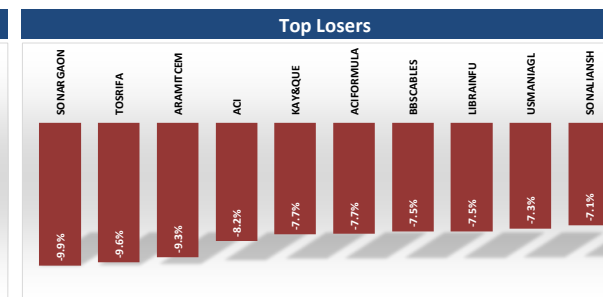
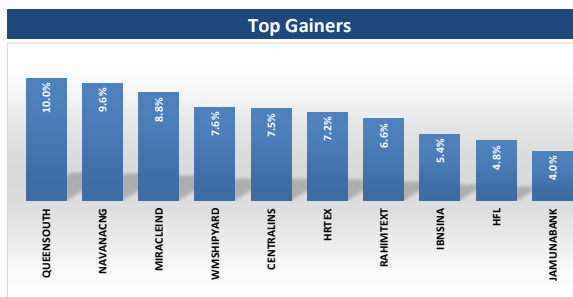
Thursday, April 26, 2018

Hadi mansion (7th floor) 2, Dilkusha Commercial Area, Dhaka-1000
info@basl-bd.com, Tel- 9515826-2, www.basl-bd.com



Your Trusted Broker

Most Active Stocks				
Scrip	Price	Change (%)	Turnover (BDT mn)	Turnover As (%)
BEXIMCO	31.6	2.6%	485.4	9.4%
BRACBANK	87.7	0.1%	308.5	6.0%
SQURPHARMA	306.9	-1.3%	180.8	3.5%
NAVANACNG	74.5	9.6%	154.8	3.0%
UPGDCL	201.8	1.9%	152.9	3.0%
IBNSINA	272.2	5.4%	131.7	2.6%
LHBL	59	-5.4%	129.8	2.5%
WMSHIPYARD	26.9	7.6%	127.9	2.5%
DOREENPWR	106.7	-2.6%	111.6	2.2%
GP	469.6	-0.8%	107.6	2.1%



Market Leaders Composition				
Scrip	Price	Change (%)	Market Cap. (BDT mn)	Market Cap. As (%)
GP	469.6	-0.8%	634,101	18.4%
SQURPHARMA	306.9	-1.3%	226,305	6.6%
BATBC	3410.3	-0.9%	204,618	5.9%
BRACBANK	87.7	0.1%	94,058	2.7%
RENATA	1261.9	0.7%	88,372	2.6%
ICB	130.1	-1.2%	86,445	2.5%
UPGDCL	201.8	1.9%	80,566	2.3%
LHBL	59	-5.4%	68,521	2.0%
OLYMPIC	264	-0.9%	52,784	1.5%
BERGERPBL	2073	-1.0%	48,071	1.4%

Upcoming Record Date & AGM date for Dividends/Right Offerings			
Scrip	Declaration	Record Date	AGM Date
UTTARABANK	20%C	03.05.2018	24.05.2018
ALARABANK	15%C & 5%B	03.05.2018	24.05.2018
PRIMEBANK	7%C & 10%B	06.05.2018	24.05.2018
IFIC	12%B	10.05.2018	24.06.2018
REPUBLIC	12.5%B	10.05.2018	27.05.2018
MIDASFIN	10%B	10.05.2018	28.06.2018
ONEBANKLTD	15%C & 5%B	10.05.2018	31.05.2018
CONTININS	5%C & 5%B	20.05.2018	27.06.2018
BDFINANCE	10%B	17.05.2018	07.06.2018
MTB	12.5%B	10.05.2018	31.05.2018

Performances of World Stock Indices					
Indices	Country	Index Value	Change	Change (%)	
DJIA	USA	24,682	-45	-0.2%	
FTSE 100	UK	7,039	-22	-0.3%	
SENSEX	India	33,133	-3	0.0%	
Nikkei 225	Japan	21,592	211	1.0%	
STI	Singapore	3,507	-4	-0.1%	
SSE Comp.	China	3,266	-15	-0.5%	
NASDAQ Co	USA	7,345	-19	-0.3%	
NYSE Comp.	USA	12,684	20	0.2%	

Today's News Cut

RDFOOD

RDFOOD: Buy confirmation of a DirectorNews:Ms. Rumana Kabir, one of the Directors of the Company, has further reported that she has completed her buy of 8,00,000 shares (5,00,000+3,00,000) shares of the Company at prevailing market price through Stock Exchange as announced earlier.

FAMILYTEX: Q3 Financials

EPS was Tk. (0.003) for January-March 2018 as against Tk. 0.003 for January-March 2017; EPS was Tk. (0.004) for July 2017-March 2018 as against Tk. 0.017 for July 2016-March 2017. NOCFPS was Tk. (0.006) for January-March 2018 as against Tk. (0.061) for January-March 2017. NAV per share was Tk. 12.41 as on March 31, 2018 and Tk. 12.98 as on June 30, 2017.

Comodity Prices

Comodity	Latest	Change (%)	52W-Low	52W-High
Oil (\$/barrel)	67.4	-1.0%	42.6	69.6
Gold (\$/Ounce)	1317.8	-0.4%	1204.0	1369.0

Exchange Rates

USD	EURO	GBP	RUPEE	CAD
84.2	101.9	115.6	1.3	63.6

*Considering current outstanding no. of shares; *Changes/return has calculated based on the dividend adjusted price on record date * Change in price of stocks calculated with the previous close price and today's close price. *PE excludes stocks with negative earnings and 2 category *Turnover includes block trade

Source: www.dsebd.org; www.bloomberg.com, www.finance.yahoo.com, http://money.cnn.com, https://fx-rate.net

Disclaimer: This document has been prepared by Bank Asia Securities Ltd (BASL) based on publicly available data for information purpose only and does not solicit any action based on the material contained herein and should not be construed as an offer or solicitation to buy or sell or subscribe to any security. Neither BASL nor any of its directors, shareholders, member of the management or employee represents or warrants expressly or impliedly that the information or data of the sources used in the documents are genuine, accurate, complete, authentic and correct. However, all reasonable care has been taken to ensure the accuracy of the contents of this document. BASL or Research & Development Department will not take any responsibility for any decisions made based on the information herein. As this document has been made for the Traders of BASL and strongly prohibited for circulation to any clients, investors or any other persons from outside of BASL.

BASL Daily Market Commentary

Thursday, April 26, 2018

Hadi mansion (7th floor) 2, Dilkusha Commercial Area, Dhaka-1000
info@basl-bd.com, Tel- 9515826-2, www.basl-bd.com



Your Trusted Broker

About Bank Asia Securities (BASL)

Bank Asia Securities Limited (BASL) is one of the leading full-service brokerage companies in Bangladesh. The company was formed in 2009 and running its operation as a majority owned subsidiary of Bank Asia Limited. BASL offers full-fledged standard brokerage services for retail, institutional and foreign clients with a dedicated team of skilled professionals. The company is currently providing the brokerage services under the membership of Dhaka Stock Exchange Limited (DSE).

BASL Research Team

Mr. Shariful Alam Chowdhury
Head of Research & Investments

tushar@basl-bd.com, tusharbd@bloomberg.net

Mr. Shohidul Islam
Research Analyst

shohidul@basl-bd.com, shohidulbd@bloomberg.net

Mr. Monir Hossain
Research Associate

monir@basl-bd.com

Mr. Md. Monirul Islam
Research Associate

abir@basl-bd.com

BASL Branches

Head Office Hadi Mansion (7th Floor) 2, Dilkusha Commercial Area Dhaka-1000, Bangladesh Phone: +88-02-9515826-28 Fax: +88-02-9567884	Modhumita Extension Office 158-160 Modhumita Building (5th Floor) Motijheel C/A, Dhaka-1000 Phone: +88-01819118893	Dhanmondi Branch Meher Plaza (1st Floor), House # 13/A, Road # 05 Dhanmondi, Dhaka - 1207 Phone: +8802-8624874-5	Mirpur Branch Nishi Plaza, plot # 01, Avenue-04, Section-06, Block-C Mirpur, Dhaka - 1216 Phone: +88-02-9013841	Uttara Branch House # 79/A, (4th Floor), Road # 07, Sector # 04 Uttara Model Town, Dhaka-1230 Phone: +88-02-8958371	Banani Branch Nur Empori, Plot # 77 (1st Floor), Road No # 11, Banani, Dhaka-1213 Phone: +8801716180767	Khulna Branch 28, Sir Iqbal Road (1st Floor) Khulna Phone: +88-041-731208-9
--	--	---	---	---	--	---

For International Trade & Sales, please contact **Mr. Sumon Das, Chief Executive Officer**. Please call at +8801993111666, +880 02 9515826, Ext:101 at Business hour.

For further query, write to us at research@basl-bd.com.