

BASL Daily Market Commentary

Wednesday, May 9, 2018

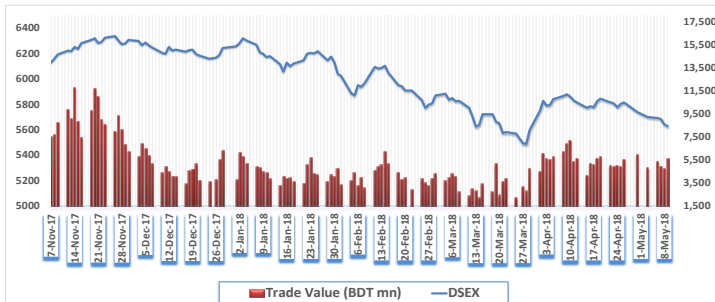
Hadi mansion (7th floor) 2, Dilkusha Commercial Area, Dhaka-1000
info@basl-bd.com, Tel- 9515826-2, www.basl-bd.com



Today's Market View

The DSE broad Index- DSEX closed in red today. The benchmark index declined by 15.1 points or -0.3% and closed at 5627.3 points today. The blue-chip index DS30 and the shariah based index DSES closed to 2085.5 and 1309.0 respectively. Turnover stood at BDT 5604 million (USD 67.5 million), about +18.47% higher than the previous trading session's value. Most of the sectors witnessed bearish performance today. Engineering Sector (+1.7%) was the highest gainer, followed by Jute (+1.5%) and Cement (+0.9%) whereas Paper & Printing (-1.1%) was the highest loser, followed by Banks (-1.0%) and NBFIs (-0.9%). BEXIMCO (-2.3%) was the highest traded share with a turnover of BDT 240 million followed by WMSHIPYARD (+3.1%) and UPGDCL (+3.8%) respectively. Engineering sector has highest turnover of 21.0% in the market. PRIMETEX (+9.7%) was the today's top gainer while BIFC (-5.8%) was the top loser today.

Last Six Months Market Movement



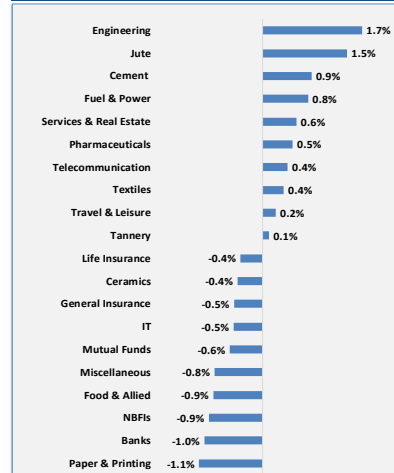
Market Summary

Index	Today	Last day	Change	Change (%)	YTD Change (%)
DSEX	5627.3	5642.5	-15.1	-0.3%	-9.9%
DSES	1309.0	1305.8	3.2	0.2%	-5.9%
DS30	2085.5	2095.6	-10.0	-0.5%	-8.7%
Total Scrips					
	330	120	171	48	
Market Indicators					
	Today	Last day	Today		
Market PE	15.9	15.9	Market RSI (14)		
			33.8	35.5	
Market Statistics					
	Today	Last day	Change	Change (%)	
Market Cap	Mn BDT	3,958,563	3,960,161	(1,598)	-0.04%
	Mn USD	47,694	47,713	(19)	
Turnover	Mn BDT	5,604	4,730	874	18.47%
	Mn USD	67.5	57.0	10.5	
Volume	Mn Shares	139.8	133.5	6.3	5%

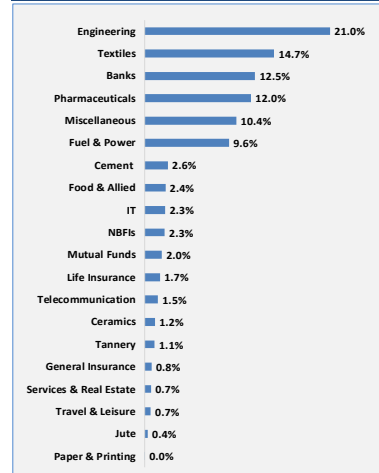
Sector Review

Sector Index	No. of Company	Turnover (mn)	(%) of Total Turnover	Turnover Δ (%)	M.Cap (mn)	(%) of Total M.Cap	M.Cap Δ (%)	P/E (x)
Banks	30	583.7	12.5%	5.1%	596,989	17.5%	-1.0%	8.9
Cement	7	122.8	2.6%	102.3%	121,086	3.6%	0.9%	39.0
Ceramics	5	54.8	1.2%	1.4%	26,122	0.8%	-0.4%	21.7
Engineering	35	979.4	21.0%	5.4%	193,176	5.7%	1.7%	17.8
Food & Allied	18	110.0	2.4%	4.4%	279,489	8.2%	-0.9%	27.1
Fuel & Power	18	446.0	9.6%	-0.5%	381,374	11.2%	0.8%	12.7
General Insurance	35	36.8	0.8%	40.0%	39,317	1.2%	-0.5%	10.9
IT	8	109.4	2.3%	-9.5%	15,870	0.5%	-0.5%	18.6
Jute	3	16.8	0.4%	-45.2%	1,876	0.1%	1.5%	378.6
Life Insurance	12	80.9	1.7%	-24.9%	51,451	1.5%	-0.4%	n/m
Miscellaneous	12	484.4	10.4%	-0.4%	95,950	2.8%	-0.8%	25.9
Mutual Funds	36	91.9	2.0%	-31.2%	42,307	1.2%	-0.6%	13.6
NBFIs	23	107.1	2.3%	-8.2%	199,479	5.9%	-0.9%	13.0
Paper & Printing	2	1.9	0.0%	-9.2%	1,814	0.1%	-1.1%	n/m
Pharmaceuticals	28	561.4	12.0%	4.9%	532,574	15.7%	0.5%	19.4
Services & Real Estate	4	33.7	0.7%	-9.6%	20,732	0.6%	0.6%	16.9
Tannery	6	53.5	1.1%	-17.5%	25,869	0.8%	0.1%	23.7
Telecommunication	2	71.1	1.5%	-59.1%	635,532	18.7%	0.4%	24.8
Textiles	48	685.0	14.7%	9.2%	117,817	3.5%	0.4%	17.4
Travel & Leisure	4	32.7	0.7%	-13.2%	23,033	0.7%	0.2%	30.6

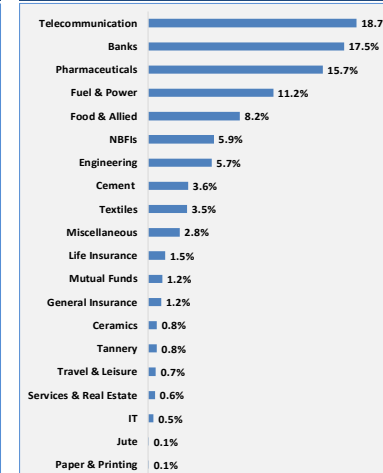
Sector Return (%)



Turnover Contribution (%)



Sector Market Cap. (%)



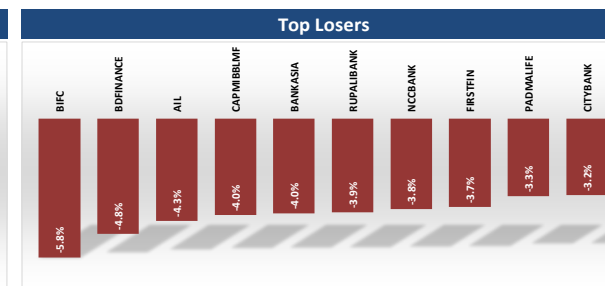
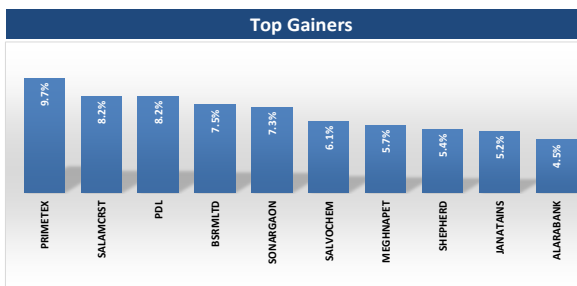
BASL Daily Market Commentary

Wednesday, May 9, 2018

Hadi mansion (7th floor) 2, Dilkusha Commercial Area, Dhaka-1000
info@basl-bd.com, Tel- 9515826-2, www.basl-bd.com



Most Active Stocks				
Scrip	Price	Change (%)	Turnover (BDT mn)	Turnover As (%)
BEXIMCO	30.1	-2.3%	240.0	5.1%
WMSHIPYARD	32.9	3.1%	205.4	4.4%
UPGDCL	222.1	3.8%	198.6	4.3%
BRACBANK	80.5	-2.8%	155.6	3.3%
SALVOCHEM	28	6.1%	139.0	3.0%
MIRACLEIND	47	3.5%	138.6	3.0%
NAVANACNG	76.4	0.3%	134.9	2.9%
BSRMLTD	110.4	7.5%	134.4	2.9%
BDTHAI	27.1	1.9%	128.0	2.7%
SQURPHARMA	303.1	0.9%	124.0	2.7%



Market Leaders Composition				
Scrip	Price	Change (%)	Market Cap. (BDT mn)	Market Cap. As (%)
GP	459.4	0.5%	620,328	18.2%
SQURPHARMA	303.1	0.9%	223,503	6.6%
BATBC	3398.9	-0.9%	203,934	6.0%
UPGDCL	222.1	3.8%	88,671	2.6%
RENATA	1240.5	-0.5%	86,873	2.6%
BRACBANK	80.5	-2.8%	86,336	2.5%
ICB	128.9	-0.8%	85,648	2.5%
LHBL	58.8	1.2%	68,289	2.0%
OLYMPIC	258.2	-0.9%	51,624	1.5%
BERGERPBL	2053.3	-0.4%	47,614	1.4%

Upcoming Record Date & AGM date for Dividends/Right Offerings				Performances of World Stock Indices				
Scrip	Declaration	Record Date	AGM Date	Indices	Country	Index Value	Change	Change (%)
IFIC	12%B	10.05.2018	24.06.2018	DJIA	USA	24,682	-45	-0.2%
REPUBLIC	12.5%B	10.05.2018	27.05.2018	FTSE 100	UK	7,039	-22	-0.3%
MIDASFIN	10%B	10.05.2018	28.06.2018	SENSEX	India	33,133	-3	0.0%
ONEBANKLTD	15%C & 5%B	10.05.2018	31.05.2018	Nikkei 225	Japan	21,592	211	1.0%
MTB	12.5%B	10.05.2018	31.05.2018	STI	Singapore	3,507	-4	-0.1%
EASTLAND	7.5%C & 7.5%B	15.05.2018	28.06.2018	SSE Comp.	China	3,266	-15	-0.5%
BNICL	10%C	17.05.2018	25.06.2018	NASDAQ Co	USA	7,345	-19	-0.3%
BDFINANCE	10%B	17.05.2018	07.06.2018	NYSE Comp.	USA	12,684	20	0.2%
ASIAINS	10%C	17.05.2018	11.06.2018					
CONTININS	5%C & 5%B	20.05.2018	27.06.2018					

Today's News Cut

GREENDELT: Q1 Financials

(Q1 Un-audited): Consolidated EPS was Tk. 0.72 for January-March 2018 as against Tk. 0.88 for January-March 2017. Consolidated NOCFPS was Tk. 1.05 for January-March 2018 as against Tk. (0.84) for January-March 2017. Consolidated NAV per share was Tk. 82.79 as on March 31, 2018 and Tk. 83.29 as on December 31, 2017.

ALARABANK: Q1 Financials

(Q1 Un-audited): Consolidated EPS was Tk. 0.41 for January-March 2018 as against Tk. 0.71 for January-March 2017; Consolidated NOCFPS was Tk. 5.86 for January-March 2018 as against Tk. (2.25) for January-March, 2017. Consolidated NAV per share was Tk. 21.29 as on March 31, 2018 and Tk. 20.47 as on March 31, 2017.

DHAKABANK: Q1 Financials

(Q1 Un-audited): Consolidated EPS was Tk. 0.55 for January-March 2018 as against Tk. 0.57 for January-March 2017. Consolidated NOCFPS was Tk. (30.15) for January-March 2018 as against Tk. (12.45) for January-March 2017. Consolidated NAV per share was Tk. 22.46 as on March 31, 2018 and Tk. 20.92 as on March 31, 2017.

*Considering current outstanding no. of shares; *Changes/return has calculated based on the dividend adjusted price on record date * Change in price of stocks calculated with the previous close price and today's close price. *PE excludes stocks with negative earnings and Z category *Turnover includes block trade

Source: www.dsebd.org; www.bloomberg.com, www.finance.yahoo.com, http://money.cnn.com, https://fx-rate.net

Disclaimer: This document has been prepared by Bank Asia Securities Ltd (BASL) based on publicly available data for information purpose only and does not solicit any action based on the material contained herein and should not be construed as an offer or solicitation to buy or sell or subscribe to any security. Neither BASL nor any of its directors, shareholders, member of the management or employee represents or warrants expressly or impliedly that the information or data of the sources used in the documents are genuine, accurate, complete, authentic and correct. However, all reasonable care has been taken to ensure the accuracy of the contents of this document. BASL or Research & Development Department will not take any responsibility for any decisions made based on the information herein. As this document has been made for the Traders of BASL and strongly prohibited for circulation to any clients, investors or any other persons from outside of BASL.

BASL Daily Market Commentary

Wednesday, May 9, 2018

Hadi mansion (7th floor) 2, Dilkusha Commercial Area, Dhaka-1000
info@basl-bd.com, Tel- 9515826-2, www.basl-bd.com



About Bank Asia Securities (BASL)

Bank Asia Securities Limited (BASL) is one of the leading full-service brokerage companies in Bangladesh. The company was formed in 2009 and running its operation as a majority owned subsidiary of Bank Asia Limited. BASL offers full-fledged standard brokerage services for retail, institutional and foreign clients with a dedicated team of skilled professionals. The company is currently providing the brokerage services under the membership of Dhaka Stock Exchange Limited (DSE).

BASL Research Team

Mr. Shariful Alam Chowdhury
Head of Research & Investments

tushar@basl-bd.com, tusharbd@bloomberg.net

Mr. Shohidul Islam
Research Analyst

shohidul@basl-bd.com, shohidulbd@bloomberg.net

Mr. Monir Hossain
Research Associate

monir@basl-bd.com

Mr. Md. Monirul Islam
Research Associate

abir@basl-bd.com

BASL Branches

Head Office

Hadi Mansion (7th Floor)
2, Dilkusha Commercial
Area
Dhaka-1000, Bangladesh
Phone: +88-02-9515826-28
Fax: +88-02-9567884

Modhumita Extension Office

158-160 Modhumita
Building (5th Floor)
Motijheel C/A, Dhaka-1000
Phone: +88-01819118893

Dhanmondi Branch

Meher Plaza (1st Floor),
House # 13/A, Road # 05
Dhanmondi, Dhaka - 1207
Phone: +8802-8624874-5

Mirpur Branch

Nishi Plaza, plot # 01,
Avenue-04, Section-06,
Block-C
Mirpur, Dhaka - 1216
Phone: +88-02-9013841

Uttara Branch

House # 79/A, (4th Floor),
Road # 07, Sector # 04
Uttara Model Town,
Dhaka-1230
Phone: +88-02-8958371

Banani Branch

Nur Empori, Plot # 77 (1st
Floor), Road No # 11,
Banani,
Dhaka-1213
Phone: +8801716180767

Khulna Branch

28, Sir Iqbal Road (1st
Floor)
Khulna
Phone: +88-041-731208-9

For International Trade & Sales, please contact **Mr. Sumon Das, Chief Executive Officer**. Please call at +8801993111666, +880 02 9515826, Ext:101 at Business hour.

For further query, write to us at research@basl-bd.com.