

BASL Daily Market Commentary

Tuesday, May 8, 2018

Hadi mansion (7th floor) 2, Dilkusha Commercial Area, Dhaka-1000
info@basl-bd.com, Tel- 9515826-2, www.basl-bd.com

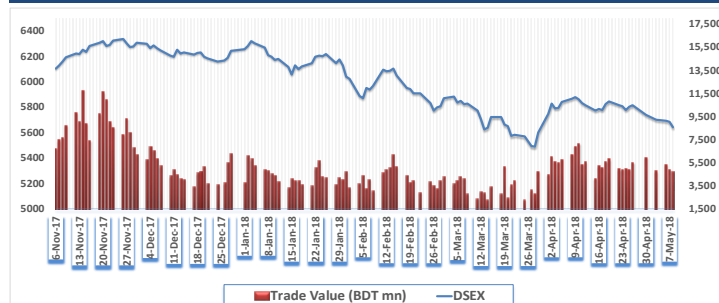


Your Trusted Broker

Today's Market View

The DSE broad Index- DSEX closed in red today. The benchmark index declined by 41.1 points or -0.7% and closed at 5642.5 points today. The blue-chip index DS30 and the shariah based index DSES both closed in red closing to 2095.6 and 1305.8 respectively. Turnover stood at BDT 4730 million (USD 57.0 million), about -3.53% lower than the previous trading session's value. Most of the sectors witnessed bearish performance today. Fuel & Power Sector (+1.0%) was the highest gainer, followed by Mutual Funds (+0.5%) whereas Life Jute (-2.2%) was the highest loser, followed by Service & Real Estate (-1.9%) and Textiles (-1.8%). BEXIMCO (-1.9%) was the highest traded share with a turnover of BDT 283.7 million followed by WMSHIPYARD (+9.6%) and SQRPHARMA (-0.9%) respectively. Engineering sector has highest turnover of 20.0% in the market. WMSHIPYARD (+9.6%) was the today's top gainer while DULAMIACOT (-6.8%) was the top loser today.

Last Six Months Market Movement



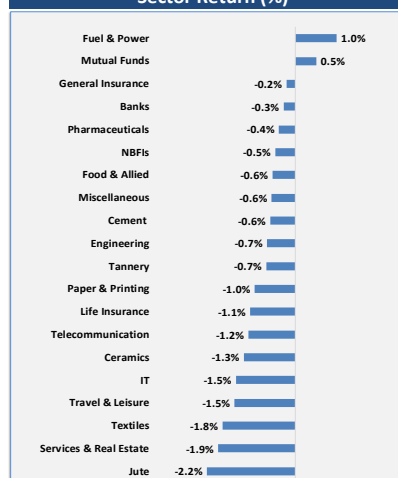
Market Summary

Index	Today	Last day	Change	Change (%)	YTD Change (%)
DSEX	5642.5	5683.5	-41.1	-0.7%	-9.6%
DSES	1305.8	1318.0	-12.1	-0.9%	-6.1%
DS30	2095.6	2114.1	-18.6	-0.9%	-8.2%
Total Scripts	Advanced	Declined	Unchanged		
330	83	223	32		
Market Indicators	Today	Last day	Today	Last day	
Market PE	15.9	15.9	Market RSI (14)	35.5	38.8
Market Statistics	Today	Last day	Change	Change (%)	
Market Cap	Mn BDT	3,960,161	3,980,306	(20,145)	-0.51%
	Mn USD	47,713	47,955	(243)	
Turnover	Mn BDT	4,730	4,903	(173)	-3.53%
	Mn USD	57.0	59.1	(2.1)	
Volume	Mn Shares	133.5	145.4	(11.8)	-8%

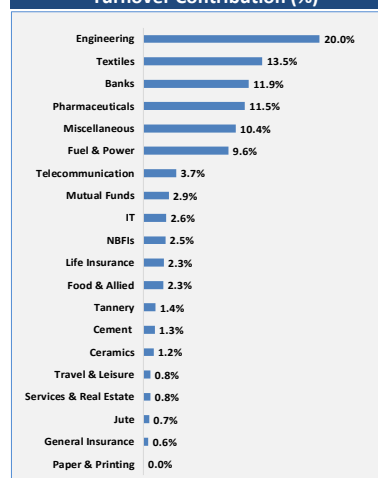
Sector Review

Sector Index	No. of Company	Turnover (mn)	(%) of Total Turnover	Turnover Δ (%)	M.Cap (mn)	(%) of Total M.Cap	M.Cap Δ (%)	P/E (x)
Banks	30	555.6	11.9%	18.7%	604,234	17.8%	-0.3%	9.1
Cement	7	60.7	1.3%	41.8%	120,056	3.5%	-0.6%	39.2
Ceramics	5	54.1	1.2%	-29.6%	26,238	0.8%	-1.3%	21.5
Engineering	35	929.0	20.0%	9.6%	189,869	5.6%	-0.7%	16.7
Food & Allied	18	105.4	2.3%	-21.8%	281,916	8.3%	-0.6%	27.3
Fuel & Power	18	448.0	9.6%	37.0%	378,353	11.1%	1.0%	12.6
General Insurance	35	26.3	0.6%	7.7%	39,514	1.2%	-0.2%	11.3
IT	8	120.9	2.6%	-50.6%	15,951	0.5%	-1.5%	18.9
Jute	3	30.6	0.7%	42.1%	1,848	0.1%	-2.2%	373.1
Life Insurance	12	107.7	2.3%	-19.6%	51,651	1.5%	-1.1%	n/m
Miscellaneous	12	486.2	10.4%	3.7%	96,764	2.8%	-0.6%	26.0
Mutual Funds	36	133.5	2.9%	25.8%	42,550	1.3%	0.5%	13.6
NBFIs	23	116.6	2.5%	-0.3%	201,370	5.9%	-0.5%	13.1
Paper & Printing	2	2.1	0.0%	-13.3%	1,834	0.1%	-1.0%	n/m
Pharmaceuticals	28	535.4	11.5%	-2.6%	531,749	15.6%	-0.4%	19.2
Services & Real Estate	4	37.3	0.8%	-53.2%	20,609	0.6%	-1.9%	16.8
Tannery	6	64.9	1.4%	-10.9%	25,840	0.8%	-0.7%	23.7
Telecommunication	2	173.8	3.7%	32.7%	632,729	18.6%	-1.2%	24.7
Textiles	48	627.0	13.5%	-29.2%	117,381	3.4%	-1.8%	17.8
Travel & Leisure	4	37.7	0.8%	-45.6%	22,980	0.7%	-1.5%	30.5

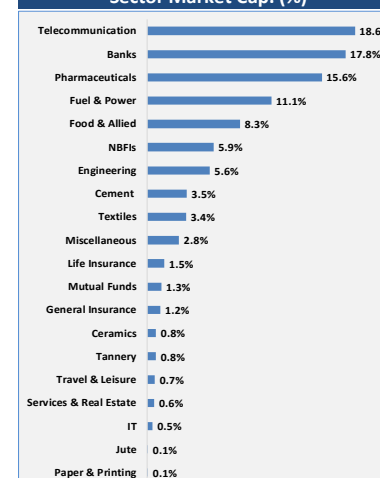
Sector Return (%)



Turnover Contribution (%)



Sector Market Cap. (%)



BASL Daily Market Commentary

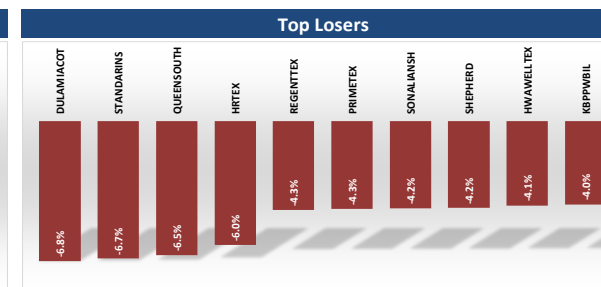
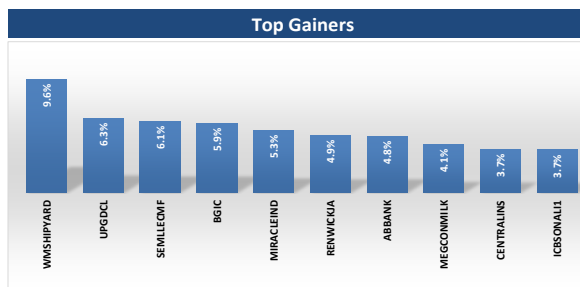
Tuesday, May 8, 2018

Hadi mansion (7th floor) 2, Dilkusha Commercial Area, Dhaka-1000
info@basl-bd.com, Tel- 9515826-2, www.basl-bd.com



Your Trusted Broker

Most Active Stocks				
Scrip	Price	Change (%)	Turnover (BDT mn)	Turnover As (%)
BEXIMCO	30.8	-1.9%	283.7	6.1%
WMSHIPYARD	31.9	9.6%	281.3	6.0%
SQURPHARMA	300.4	-0.9%	191.7	4.1%
UPGDCL	214	6.3%	183.2	3.9%
GP	457.3	-1.2%	171.8	3.7%
NAVANACNG	76.2	2.0%	158.6	3.4%
CITYBANK	34.5	-3.4%	112.4	2.4%
MIRACLEIND	45.4	5.3%	103.5	2.2%
SHEPHERD	29.5	-4.2%	85.1	1.8%
BBSABLES	75.2	-2.0%	84.0	1.8%



Market Leaders Composition				
Scrip	Price	Change (%)	Market Cap. (BDT mn)	Market Cap. As (%)
GP	457.3	-1.2%	617,492	18.1%
SQURPHARMA	300.4	-0.9%	221,512	6.5%
BATBC	3429.6	0.0%	205,776	6.0%
BRACBANK	82.8	1.5%	88,803	2.6%
RENATA	1246.4	-0.3%	87,287	2.6%
ICB	129.9	-0.1%	86,312	2.5%
UPGDCL	214	6.3%	85,437	2.5%
LHBL	58.1	-0.9%	67,476	2.0%
OLYMPIC	260.5	-2.6%	52,084	1.5%
BERGERPBL	2060.6	0.0%	47,783	1.4%

Upcoming Record Date & AGM date for Dividends/Right Offerings			
Scrip	Declaration	Record Date	AGM Date
IFIC	12%B	10.05.2018	24.06.2018
REPUBLIC	12.5%B	10.05.2018	27.05.2018
MIDASFIN	10%B	10.05.2018	28.06.2018
ONEBANKLTD	15%C & 5%B	10.05.2018	31.05.2018
MTB	12.5%B	10.05.2018	31.05.2018
EASTLAND	7.5%C & 7.5%B	15.05.2018	28.06.2018
BNICL	10%C	17.05.2018	25.06.2018
BDFINANCE	10%B	17.05.2018	07.06.2018
ASIAINS	10%C	17.05.2018	11.06.2018
CONTININS	5%C & 5%B	20.05.2018	27.06.2018

Performances of World Stock Indices				
Indices	Country	Index Value	Change	Change (%)
DJIA	USA	24,682	-45	-0.2%
FTSE 100	UK	7,039	-22	-0.3%
SENSEX	India	33,133	-3	0.0%
Nikkei 225	Japan	21,592	211	1.0%
STI	Singapore	3,507	-4	-0.1%
SSE Comp.	China	3,266	-15	-0.5%
NASDAQ Co	USA	7,345	-19	-0.3%
NYSE Comp.	USA	12,684	20	0.2%

Today's News Cut

SINGERBD: Board Meeting schedule under LR 16(1)

As per Regulation 16(1) of the Dhaka Stock Exchange (Listing) Regulations, 2015, the Company has informed that a meeting of the Board of Directors will be held on May 14, 2018 at 3:30 PM to consider, among others, un-audited financial statements of the Company for the First Quarter (Q1) period ended on March 31, 2018.

ISLAMIBANK: Board Meeting schedule under LR 16(1)

As per Regulation 16(1) of the Dhaka Stock Exchange (Listing) Regulations, 2015, the Company has informed that a meeting of the Board of Directors will be held on May 13, 2018 at 3:00 PM to consider, among others, un-audited financial statements of the Company for the First Quarter (Q1) period ended on March 31, 2018.

PUBALIBANK: Board Meeting schedule under LR 16(1)

As per Regulation 16(1) of the Dhaka Stock Exchange (Listing) Regulations, 2015, the Company has informed that a meeting of the Board of Directors will be held on May 14, 2018 at 4:30 PM to consider, among others, un-audited financial statements of the Company for the First Quarter (Q1) period ended on March 31, 2018.

*Considering current outstanding no. of shares; *Changes/return has calculated based on the dividend adjusted price on record date * Change in price of stocks calculated with the previous close price and today's close price. *PE excludes stocks with negative earnings and Z category *Turnover includes block trade

Source: www.dsebd.org; www.bloomberg.com, www.finance.yahoo.com, http://money.cnn.com, https://fx-rate.net

Disclaimer: This document has been prepared by Bank Asia Securities Ltd (BASL) based on publicly available data for information purpose only and does not solicit any action based on the material contained herein and should not be construed as an offer or solicitation to buy or sell or subscribe to any security. Neither BASL nor any of its directors, shareholders, member of the management or employee represents or warrants expressly or impliedly that the information or data of the sources used in the documents are genuine, accurate, complete, authentic and correct. However, all reasonable care has been taken to ensure the accuracy of the contents of this document. BASL or Research & Development Department will not take any responsibility for any decisions made based on the information herein. As this document has been made for the Traders of BASL and strongly prohibited for circulation to any clients, investors or any other persons from outside of BASL.

BASL Daily Market Commentary

Tuesday, May 8, 2018

Hadi mansion (7th floor) 2, Dilkusha Commercial Area, Dhaka-1000
info@basl-bd.com, Tel- 9515826-2, www.basl-bd.com



About Bank Asia Securities (BASL)

Bank Asia Securities Limited (BASL) is one of the leading full-service brokerage companies in Bangladesh. The company was formed in 2009 and running its operation as a majority owned subsidiary of Bank Asia Limited. BASL offers full-fledged standard brokerage services for retail, institutional and foreign clients with a dedicated team of skilled professionals. The company is currently providing the brokerage services under the membership of Dhaka Stock Exchange Limited (DSE).

BASL Research Team

Mr. Shariful Alam Chowdhury
Head of Research & Investments

tushar@basl-bd.com, tusharbd@bloomberg.net

Mr. Shohidul Islam
Research Analyst

shohidul@basl-bd.com, shohidulbd@bloomberg.net

Mr. Monir Hossain
Research Associate

monir@basl-bd.com

Mr. Md. Monirul Islam
Research Associate

abir@basl-bd.com

BASL Branches

Head Office

Hadi Mansion (7th Floor)
2, Dilkusha Commercial
Area
Dhaka-1000, Bangladesh
Phone: +88-02-9515826-28
Fax: +88-02-9567884

Modhumita Extension Office

158-160 Modhumita
Building (5th Floor)
Motijheel C/A, Dhaka-1000
Phone: +88-01819118893

Dhanmondi Branch

Meher Plaza (1st Floor),
House # 13/A, Road # 05
Dhanmondi, Dhaka - 1207
Phone: +8802-8624874-5

Mirpur Branch

Nishi Plaza, plot # 01,
Avenue-04, Section-06,
Block-C
Mirpur, Dhaka - 1216
Phone: +88-02-9013841

Uttara Branch

House # 79/A, (4th Floor),
Road # 07, Sector # 04
Uttara Model Town,
Dhaka-1230
Phone: +88-02-8958371

Banani Branch

Nur Empori, Plot # 77 (1st
Floor), Road No # 11,
Banani,
Dhaka-1213
Phone: +8801716180767

Khulna Branch

28, Sir Iqbal Road (1st
Floor)
Khulna
Phone: +88-041-731208-9

For International Trade & Sales, please contact **Mr. Sumon Das, Chief Executive Officer**. Please call at +8801993111666, +880 02 9515826, Ext:101 at Business hour.

For further query, write to us at research@basl-bd.com.