

BASL Daily Market Commentary

Monday, May 7, 2018

Hadi mansion (7th floor) 2, Dilkusha Commercial Area, Dhaka-1000
info@basl-bd.com, Tel- 9515826-2, www.basl-bd.com

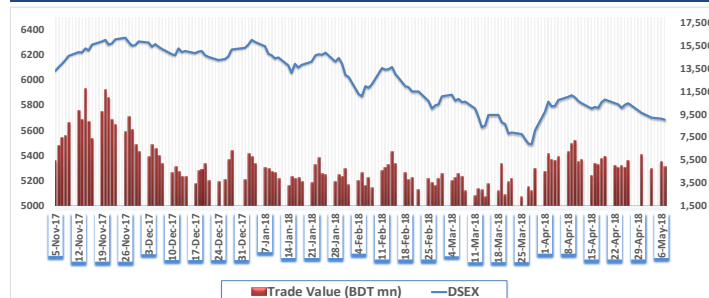


Your Trusted Broker

Today's Market View

The DSE broad Index- DSEX closed in red today. The benchmark index declined by 10.7 points or -0.2% and closed at 5683.5 points today. The blue-chip index DS30 and the shariah based index DSES both closed in red closing to 2114.1 and 1318.0 respectively. Turnover stood at BDT 4903 million (USD 59.1 million), about -7.78% lower than the previous trading session's value. Most of the sectors witnessed bearish performance today. Service & Real Estate Sector (+3.4%) was the highest gainer, followed by IT (+3.3%) and Paper & Printing (+0.8%) whereas Life Insurance (-2.2%) was the highest loser, followed by Jute (-0.8%) and Banks (-0.7%). BEXIMCO (+2.3%) was the highest traded share with a turnover of BDT 288 million followed by BDTHAI (+3.9%) and SQRPHARMA (-0.6%) respectively. Textiles sector has highest turnover of 18.4% in the market. ITC (+9.8%) was the today's top gainer while PRIMEBANK (-12.9%) was the top loser today.

Last Six Months Market Movement



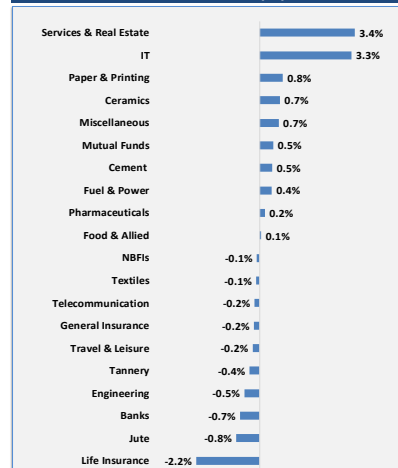
Market Summary

Index	Today	Last day	Change	Change (%)	YTD Change (%)
DSEX	5683.5	5694.3	-10.7	-0.2%	-9.0%
DSES	1318.0	1319.7	-1.7	-0.1%	-5.2%
DS30	2114.1	2119.9	-5.7	-0.3%	-7.4%
Total Scrips					
	330	139	Declined	148	Unchanged
Market Indicators					
	Today	Last day		Today	Last day
Market PE	15.9	15.9	Market RSI (14)	38.8	41.7
Market Statistics					
	Today	Last day	Change	Change (%)	
Market Cap					
	Mn BDT	3,980,306	3,984,079	(3,772)	-0.09%
	Mn USD	47,955	48,001	(45)	
Turnover					
	Mn BDT	4,903	5,317	(414)	-7.78%
	Mn USD	59.1	64.1	(5.0)	
Volume					
	Mn Shares	145.4	155.6	(10.2)	-7%

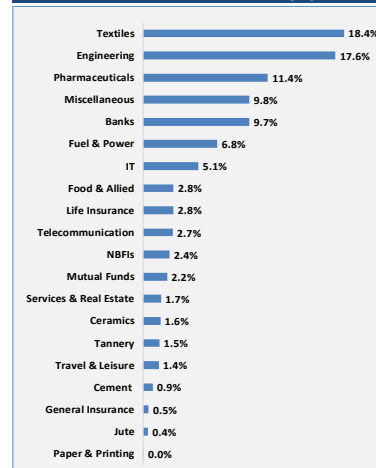
Sector Review

Sector Index	No. of Company	Turnover (mn)	(%) of Total Turnover	Turnover Δ (%)	M.Cap (mn)	(%) of Total M.Cap	M.Cap Δ (%)	P/E (x)
Banks	30	468.0	9.7%	-28.1%	607,127	17.7%	-0.7%	9.0
Cement	7	42.8	0.9%	-26.8%	120,811	3.5%	0.5%	45.2
Ceramics	5	76.8	1.6%	-43.7%	26,579	0.8%	0.7%	21.9
Engineering	35	847.7	17.6%	-14.2%	191,220	5.6%	-0.5%	17.1
Food & Allied	18	134.6	2.8%	-39.6%	283,530	8.3%	0.1%	27.5
Fuel & Power	18	327.1	6.8%	-16.8%	374,477	10.9%	0.4%	12.5
General Insurance	35	24.5	0.5%	-38.1%	39,602	1.2%	-0.2%	11.3
IT	8	244.5	5.1%	120.6%	16,191	0.5%	3.3%	21.4
Jute	3	21.5	0.4%	-57.8%	1,890	0.1%	-0.8%	458.5
Life Insurance	12	133.9	2.8%	-19.2%	52,239	1.5%	-2.2%	n/m
Miscellaneous	12	468.8	9.8%	-9.4%	97,340	2.8%	0.7%	26.9
Mutual Funds	36	106.1	2.2%	98.6%	42,329	1.2%	0.5%	13.4
NBFIs	23	117.0	2.4%	2.1%	202,381	5.9%	-0.1%	13.1
Paper & Printing	2	2.4	0.0%	7.5%	1,853	0.1%	0.8%	n/m
Pharmaceuticals	28	549.9	11.4%	-5.1%	535,797	15.7%	0.2%	19.1
Services & Real Estate	4	79.6	1.7%	89.7%	21,013	0.6%	3.4%	17.4
Tannery	6	72.8	1.5%	-22.7%	26,029	0.8%	-0.4%	17.3
Telecommunication	2	131.0	2.7%	103.5%	640,239	18.7%	-0.2%	25.0
Textiles	48	885.5	18.4%	-7.9%	119,558	3.5%	-0.1%	17.9
Travel & Leisure	4	69.3	1.4%	59.2%	23,334	0.7%	-0.2%	29.7

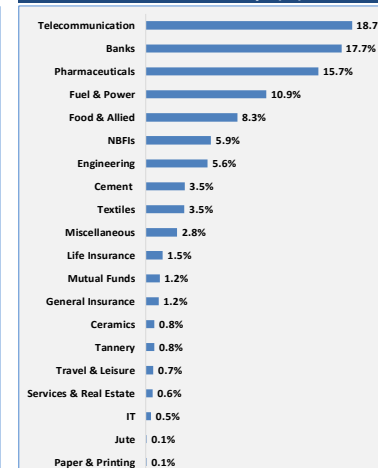
Sector Return (%)



Turnover Contribution (%)



Sector Market Cap. (%)



BASL Daily Market Commentary

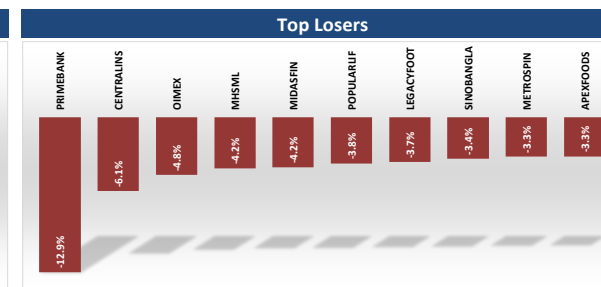
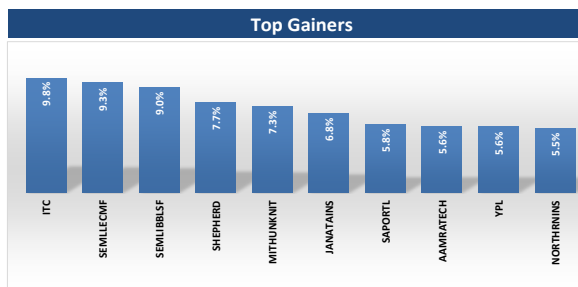
Monday, May 7, 2018

Hadi mansion (7th floor) 2, Dilkusha Commercial Area, Dhaka-1000
info@basl-bd.com, Tel- 9515826-2, www.basl-bd.com



Your Trusted Broker

Most Active Stocks				
Scrip	Price	Change (%)	Turnover (BDT mn)	Turnover As (%)
BEXIMCO	31.4	2.3%	288.0	6.0%
BDTHAI	26.7	3.9%	145.6	3.0%
SQURPHARMA	303	-0.6%	134.8	2.8%
GP	462.8	-0.2%	128.1	2.7%
UPGDCL	201.3	0.8%	122.2	2.5%
SHEPHERD	30.8	7.7%	118.9	2.5%
WMSHIPYARD	29.1	-2.0%	108.2	2.3%
QUEENSOUTH	47.6	1.7%	106.7	2.2%
NAVANACNG	74.7	2.0%	104.2	2.2%
IFADAUTOS	114.5	-1.8%	103.3	2.2%



Market Leaders Composition				
Scrip	Price	Change (%)	Market Cap. (BDT mn)	Market Cap. As (%)
GP	462.8	-0.2%	624,919	18.3%
SQURPHARMA	303	-0.6%	223,430	6.5%
BATBC	3429.6	0.1%	205,776	6.0%
RENATA	1249.7	0.0%	87,518	2.6%
BRACBANK	81.6	-1.8%	87,516	2.6%
ICB	130	-0.1%	86,379	2.5%
UPGDCL	201.3	0.8%	80,367	2.3%
LHBL	58.6	0.5%	68,056	2.0%
OLYMPIC	267.4	0.0%	53,464	1.6%
BERGERPBL	2060.4	0.0%	47,778	1.4%

Upcoming Record Date & AGM date for Dividends/Right Offerings				
Scrip	Declaration	Record Date	AGM Date	
IFIC	12%B	10.05.2018	24.06.2018	
REPUBLIC	12.5%B	10.05.2018	27.05.2018	
MIDASFIN	10%B	10.05.2018	28.06.2018	
ONEBANKLTD	15%C & 5%B	10.05.2018	31.05.2018	
MTB	12.5%B	10.05.2018	31.05.2018	
EASTLAND	7.5%C & 7.5%B	15.05.2018	28.06.2018	
BNICL	10%C	17.05.2018	25.06.2018	
BDFINANCE	10%B	17.05.2018	07.06.2018	
ASIAINS	10%C	17.05.2018	11.06.2018	
CONTININS	5%C & 5%B	20.05.2018	27.06.2018	

Performances of World Stock Indices				
Indices	Country	Index Value	Change	Change (%)
DJIA	USA	24,682	-45	-0.2%
FTSE 100	UK	7,039	-22	-0.3%
SENSEX	India	33,133	-3	0.0%
Nikkei 225	Japan	21,592	211	1.0%
STI	Singapore	3,507	-4	-0.1%
SSE Comp.	China	3,266	-15	-0.5%
NASDAQ Co	USA	7,345	-19	-0.3%
NYSE Comp.	USA	12,684	20	0.2%

Today's News Cut

SONALIANSH: Q3 Financials

(Q3 Un-audited): EPS was Tk. 0.62 for January-March 2018 as against Tk. 0.53 for January-March 2017; EPS was Tk. 1.37 for July 2017-March 2018 as against Tk. 1.19 for July 2016-March 2017. NOCFPS was Tk. (57.13) for July 2017-March 2018 as against Tk. 10.93 for July 2016-March 2017. NAV per share was Tk. 226.56 as on March 31, 2018 and Tk. 225.19 as on March 31, 2017.

ACIFORMULA: Land Purchase

The Company has informed that the Board of Directors has approved the purchasing of a land measuring 411.97 decimals adjacent to ACI Formulations Factory at Gazipur with access from the main road at a cost of Tk. 13.50 crore plus registration cost. The land will be used for future expansion.

Commodity Prices

Commodity	Latest	Change (%)	52W-Low	52W-High
Oil (\$/barrel)	70.4	0.9%	42.6	70.0
Gold (\$/Ounce)	1313.8	-0.1%	1204.0	1369.0

Exchange Rates

USD	EURO	GBP	RUPEE	CAD
83.4	99.9	113.3	1.2	62.9

*Considering current outstanding no. of shares; *Changes/ return has calculated based on the dividend adjusted price on record date * Change in price of stocks calculated with the previous close price and today's close price. *PE excludes stocks with negative earnings and Z category *Turnover includes block trade

Source: www.dsebd.org; www.bloomberg.com, www.finance.yahoo.com, http://money.cnn.com, https://fx-rate.net

Disclaimer: This document has been prepared by Bank Asia Securities Ltd (BASL) based on publicly available data for information purpose only and does not solicit any action based on the material contained herein and should not be construed as an offer or solicitation to buy or sell or subscribe to any security. Neither BASL nor any of its directors, shareholders, member of the management or employee represents or warrants expressly or impliedly that the information or data of the sources used in the documents are genuine, accurate, complete, authentic and correct. However, all reasonable care has been taken to ensure the accuracy of the contents of this document. BASL or Research & Development Department will not take any responsibility for any decisions made based on the information herein. As this document has been made for the Traders of BASL and strongly prohibited for circulation to any clients, investors or any other persons from outside of BASL.

BASL Daily Market Commentary

Monday, May 7, 2018

Hadi mansion (7th floor) 2, Dilkusha Commercial Area, Dhaka-1000
info@basl-bd.com, Tel- 9515826-2, www.basl-bd.com



Your Trusted Broker

About Bank Asia Securities (BASL)

Bank Asia Securities Limited (BASL) is one of the leading full-service brokerage companies in Bangladesh. The company was formed in 2009 and running its operation as a majority owned subsidiary of Bank Asia Limited. BASL offers full-fledged standard brokerage services for retail, institutional and foreign clients with a dedicated team of skilled professionals. The company is currently providing the brokerage services under the membership of Dhaka Stock Exchange Limited (DSE).

BASL Research Team

Mr. Shariful Alam Chowdhury
Head of Research & Investments

tushar@basl-bd.com, tusharbd@bloomberg.net

Mr. Shohidul Islam
Research Analyst

shohidul@basl-bd.com, shohidulbd@bloomberg.net

Mr. Monir Hossain
Research Associate

monir@basl-bd.com

Mr. Md. Monirul Islam
Research Associate

abir@basl-bd.com

BASL Branches

Head Office

Hadi Mansion (7th Floor)
2, Dilkusha Commercial
Area
Dhaka-1000, Bangladesh
Phone: +88-02-9515826-28
Fax: +88-02-9567884

Modhumita Extension Office

158-160 Modhumita
Building (5th Floor)
Motijheel C/A, Dhaka-1000
Phone: +88-01819118893

Dhanmondi Branch

Meher Plaza (1st Floor),
House # 13/A, Road # 05
Dhanmondi, Dhaka - 1207
Phone: +8802-8624874-5

Mirpur Branch

Nishi Plaza, plot # 01,
Avenue-04, Section-06,
Block-C
Mirpur, Dhaka - 1216
Phone: +88-02-9013841

Uttara Branch

House # 79/A, (4th Floor),
Road # 07, Sector # 04
Uttara Model Town,
Dhaka-1230
Phone: +88-02-8958371

Banani Branch

Nur Empori, Plot # 77 (1st
Floor), Road No # 11,
Banani,
Dhaka-1213
Phone: +8801716180767

Khulna Branch

28, Sir Iqbal Road (1st
Floor)
Khulna
Phone: +88-041-731208-9

For International Trade & Sales, please contact **Mr. Sumon Das, Chief Executive Officer**. Please call at +8801993111666, +880 02 9515826, Ext:101 at Business hour.

For further query, write to us at research@basl-bd.com.