

# BASL Daily Market Commentary

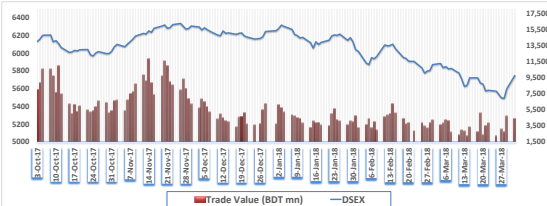
Thursday, April 01, 2018



## Today's Market View

The DSE broad Index- DSEX closed in big green today. The benchmark index advanced by 149.7 points and closed at 5747.1 points today. The blue-chip index D530 both and the shariah based index DSES both closed in green closing to 2150.0 and 1339.9 respectively. Most of the sectors witnessed bullish performance today. Service sector (+4.7%) was the highest gainer, followed by NBFI's (+4.3%) and Banks (+4.2%). Tannery (-0.3%) was the highest loser, followed by Food & Allied (-0.0%) and Mutual Fund (-0.1%). Turnover stood at BDT 4,410 million (USD 53.1 million), about -6.24% lower than the previous trading session's value. LANKABANGLA (+7.8%) was the highest traded share with a turnover of BDT 184.5 million followed by BEXIMCO (+7.8%) and MONNOCERA (+6.8%) respectively. BIFC (9.8%) was the today's top gainer while VANLRBBF (-9.3%) was the top loser today.

## Last Six Months Market Movement



Trade Value (BDT mn) — DSEX

## Market Summary

Index	Today	Last day	Change	Change (%)	YTD Change (%)
DSEX	5747.1	5597.4	149.7	2.7%	14.1%
DSES	1339.9	1314.6	25.2	1.9%	12.4%
D530	2150.0	2106.0	44.0	2.1%	18.7%

Total Scripts	Advanced	Declined	Unchanged
330	298	25	15

Market Indicators	Today	Last day	Today	Last day
Market PE	16.2	15.8	Market RSI (14)	51.7
				38.6

Market Statistics	Today	Change (%)
-------------------	-------	------------

Market Cap	Mn BDT	3,993,244	3,917,186	76,058	1.94%
	Mn USD	48,111	47,195	916	

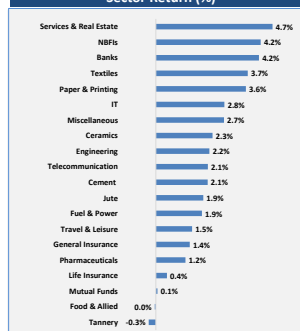
Turnover	Mn BDT	4,410	4,704	(294)	-6.24%
	Mn USD	53.1	56.7	(3.5)	

Volume	Mn Shares	152.3	127.1	25.2	20%
--------	-----------	-------	-------	------	-----

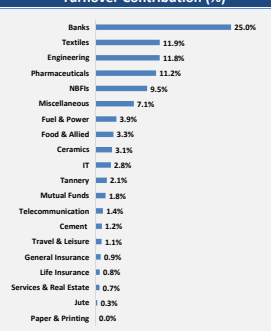
## Sector Review

Sector Index	No. of Company	Turnover (mn)	(%) of Total Turnover	Turnover Δ (%)	M.Cap (mn)	(%) of Total M.Cap	M.Cap Δ (%)	P/E (x)
Banks	30	1031.6	25.0%	25.3%	634,888	18.5%	4.2%	10.1
Cement	7	48.2	1.2%	31.0%	121,357	3.5%	2.1%	47.5
Ceramics	5	125.9	3.1%	101.1%	27,141	0.8%	2.3%	21.2
Engineering	35	488.2	11.8%	27.7%	187,350	5.4%	2.2%	18.7
Food & Allied	18	136.6	3.3%	-34.5%	284,309	8.3%	0.0%	27.5
Fuel & Power	18	159.1	3.9%	22.3%	352,484	10.2%	1.9%	11.3
General Insurance	35	39.1	0.9%	38.5%	40,501	1.2%	1.4%	11.7
IT	8	116.9	2.8%	32.6%	15,306	0.4%	2.8%	20.2
Jute	3	13.4	0.3%	35.5%	1,794	0.1%	1.9%	435.3
Life Insurance	12	32.0	0.8%	-60.9%	49,594	1.4%	0.4%	n/m
Miscellaneous	12	291.6	7.1%	24.1%	94,766	2.8%	2.7%	26.1
Mutual Funds	36	76.2	1.8%	32.6%	41,837	1.2%	0.1%	9.9
NBFI's	23	392.7	9.5%	66.9%	208,507	6.1%	4.2%	13.8
Paper & Printing	2	2.0	0.0%	231.5%	1,947	0.1%	3.6%	n/m
Pharmaceuticals	28	461.2	11.2%	-10.9%	542,773	15.8%	1.2%	19.3
Services & Real Estate	4	30.3	0.7%	44.6%	20,595	0.6%	4.7%	16.6
Tannery	6	85.7	2.1%	139.3%	26,456	0.8%	-0.3%	17.1
Telecommunication	2	56.3	1.4%	-19.1%	652,388	19.0%	2.1%	23.8
Textiles	48	488.9	11.9%	27.1%	111,983	3.3%	3.7%	16.3
Travel & Leisure	4	46.1	1.1%	22.8%	24,605	0.7%	1.5%	31.2

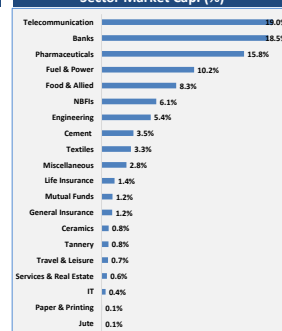
## Sector Return (%)



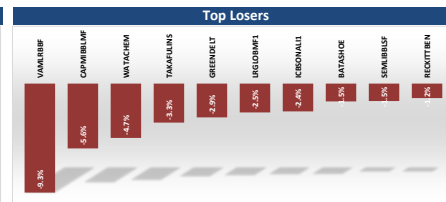
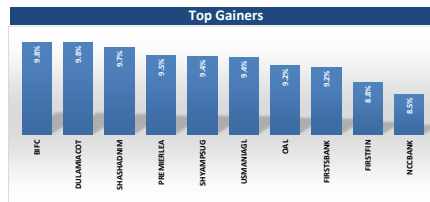
## Turnover Contribution (%)



## Sector Market Cap. (%)



Most Active Stocks				
Scrip	Price	Change (%)	Turnover (BDT mn)	Turnover As (%)
LANKABAFIN	31.7	7.8%	184.5	4.5%
BEXIMCO	26.2	7.8%	173.8	4.2%
MONOCERA	141.9	6.8%	107.4	2.6%
MERCANBANK	22.3	4.2%	106.1	2.6%
BRACBANK	99	1.9%	101.4	2.5%
CITYBANK	41.1	3.8%	97.9	2.4%
PREMIERBAN	14.2	8.4%	89.3	2.2%
ALIF	12	6.2%	68.8	1.7%
IFADAUTOS	119.1	0.9%	67.0	1.6%
BOTHAI	24.8	3.3%	65.8	1.6%



Market Leaders Composition				
Scrip	Price	Change (%)	Market Cap. (BDT mn)	Market Cap. As (%)
GP	471.7	2.1%	636,937	18.5%
SCOURPHARMA	312.5	0.8%	230,435	6.7%
BATTC	3427.5	-0.2%	205,650	6.0%
RENATA	1242.8	0.7%	87,035	2.5%
ICB	129.6	5.0%	86,113	2.5%
BRACBANK	99	1.9%	84,942	2.5%
LHBL	57.8	1.6%	67,127	2.0%
UPGDCL	156.2	0.7%	62,361	1.8%
OLYMPIC	274.7	-0.1%	54,923	1.6%
BERGERPBL	2123.9	0.8%	49,251	1.4%

Upcoming Dividends/Right Offerings				
Scrip	Declaration	Record Date	AGM Date	
SINGERBD	100%C	09.04.2018	15.05.2018	
LHBL	5%K	08.04.2018	07.06.2018	
NHFTL	19%K	09.04.2018	03.05.2018	
UCB	10%K	11.04.2018	30.04.2018	
BRACBANK	25%K	11.04.2018	26.04.2018	
MERCANBANK	17%K, 5%K	15.04.2018	30.04.2018	
BRACBANK	25%K	11.04.2018	26.04.2018	
UNITEDINS	11%K	15.04.2018	03.05.2018	
FASFIN	10%K	19.04.2018	20.06.2018	

Performances of World Stock Indices				
Indices	Country	Index Value	Change	Change (%)
DJIA	USA	24,682	-45	-0.2%
FTSE 100	UK	7,039	-22	-0.3%
SENSEX	India	33,133	-3	0.0%
Nikkei 225	Japan	21,592	211	1.0%
STI	Singapore	3,507	-4	-0.1%
SSE Comp.	China	3,266	-15	-0.5%
NASDAQ Co	USA	7,345	-19	-0.3%
NYSE Comp.	USA	12,684	20	0.2%

## Today's News Cut

### PUBALIBANK: Dividend Declaration

The Board of Directors has recommended 10% stock Dividend for the year ended on December 31, 2017. Date of AGM: 10.05.2018, Time: 10:30 AM, Venue: Pubali Bank Auditorium, Head office, 26 Dilkusha C/A, Dhaka-1000. Record Date: 19.04.2018. The Company has also reported Consolidated EPS of Tk. 1.89, Consolidated NAV per share of Tk. 27.12 and Consolidated NCPFS of Tk. 1.57 for the year ended on December 31, 2017 as against Tk. 1.47 (restated), Tk. 25.70 (restated) and Tk. 7.63 respectively for the same period of the previous year.

### MAKSONSPIN: Buy declarations of Sponsors Directors

Mr. Mohd. Ferdous Kawser Masud and Mrs. Laila Ali, both are Sponsors and Directors of the Company, have expressed their intentions to buy 5,55,201 shares and 5,55,202 shares respectively of the Company at prevailing market price (In the Block market) through Stock Exchange (DSE) within April 30, 2018.

## Comodity Prices

Comodity	Latest	Change (%)	\$2W-Low	\$2W-High
Oil (\$/barrel)	64.94	0.42%	42.63	66.66
Gold (\$/Ounce)	1,327.30	-0.14%	1,204	1,365

## Exchange Rates

USD	EURO	GBP	RUPEE	CAD
82.9	102.2	116.2	1.273	63.69

\*Considering current outstanding no. of shares; \*Changes/ return has calculated based on the dividend adjusted price on record date \* Change in price of stocks calculated with the previous close price and today's close price. \*PE excludes stocks with negative earnings and Z category \*Turnover includes block trade

Source: [www.dsebd.org](http://www.dsebd.org); [www.bloomberg.com](http://www.bloomberg.com); [www.finance.yahoo.com](http://www.finance.yahoo.com); <http://money.cnn.com>; <http://fx-rate.net>.

**Disclaimer:** This document has been prepared by Bank Asia Securities Ltd (BASL) based on publicly available data for information purpose only and does not solicit any action based on the material contained herein and should not be construed as an offer or solicitation to buy or sell or subscribe to any security. Neither BASL nor any of its directors, shareholders, member of the management or employee represents or warrants expressly or impliedly that the information or data of the sources used in the documents are genuine, accurate, complete, authentic and correct. However, all reasonable care has been taken to ensure the accuracy of the contents of this document. BASL or Research & Development Department will not take any responsibility for any decisions made based on the information herein. As this document has been made for the Traders of BASL and strongly prohibited for circulation to any clients, investors or any other persons from outside of BASL.